



Tennis Queensland

Annual Report

2011–2012

Major Partners

The Queensland Government provided \$333,188 to Tennis Queensland through the State Sport and Recreation Organisation Development Program and Active Inclusions Program to get more Queenslanders active through sport and recreation.



Corporate Partners



Sponsors and Suppliers



Contents

President's Report	1
Board of Directors and Staff	3
Tennis Queensland Strategic Plan	4
Chief Executive Officer's Report	5
Tennis Australia's President's Report	7
Engagement	8
Places to Play	15
Participation	17
Spotlight	21
Performance	23
Queensland Player Rankings	26
Tournaments Results	29
Brisbane International	33
Director's Report	35
Auditor's Independence Declaration	37
Declaration by Director's	38
Independent Audit Report	39
Financial Statements	41
Office Bearers, Committees, Delegates & Members	60
Affiliated Bodies – Financial Year 2011–12	61



President's Report

As President of Tennis Queensland, it gives me great pleasure to report on the achievements of the Company and acknowledge our state's vital stakeholders.

With the distant memory of the devastating 2011 January floods, the 2011/12 reporting period saw our dedicated tennis stakeholders heavily focused on rebuilding and restoring the game in our state.

Financial aid from the Queensland Government, Tennis Australia and Tennis Queensland community facilitated the implementation of the 'Flood Fightback Program', which enabled such an incredible comeback for our sport during 2011/12.

We thank our tennis community program contributors, as they worked together for a common goal to restore facilities and assist our clubs and centres during a critical time of need. The continued efforts of the Queensland Government cannot be understated.

Continuing to grow and develop tennis in Queensland is a common goal not possible without the ongoing partnership Tennis Queensland has with both the State Government

and Tennis Australia. This partnership sees an extensive number of projects completed, programs implemented, and funding given to our Queensland tennis community. I want to personally thank Tennis Australia President; Mr Stephen Healy, CEO; Mr Steve Wood, and the Tennis Australia Board – in particular Mr Ashley Cooper as Vice President, and Director Mr Chris Freeman – for their valuable contributions to tennis in Queensland.

A major highlight reflective of the efforts dedicated to restore our sport's facilities post-January 2011, was the Queensland Tennis Centre redevelopment and subsequent WTA upgrade granted for the 2012 Brisbane International. The tournament upgrade was granted due to the redeveloped, world-class facility, meaning Brisbane was able to showcase an unlimited number of the world's top 10 female athletes in 2012, at an event which is now the most prestigious tournament in our country outside the Australian Open.

The response to this upgrade was reflected in the Brisbane International's impressive 2012 player line-up and a record crowd of more than 92,000 tennis enthusiasts. I would like to take this opportunity to thank Tennis Queensland CEO and Brisbane International Tournament Director Cameron Pearson and his team for their work in putting together an outstanding tournament.

The Queensland Tennis Centre was also chosen to hold the Australia vs South Korea Rep. Davis Cup tie in April this year, which showcased local talent Bernard Tomic and was captained by Queensland's Pat Rafter. Throughout the Easter three-day event, Australia played outstanding matches, and was victorious in a 5-0 win.

To all our volunteers whose efforts we greatly value and admire, our sincere thanks. A large number of these enthusiastic helpers forgo holidays to be part of the Brisbane International team year after year, and help make the tournament the success it is today. Also the work throughout Queensland of volunteering individuals, groups and Tennis Queensland's 'Flood Fightback' team cannot go

unnoticed. Their community spirit encapsulates the passion and drive needed for the growth and success of tennis.

Tennis Queensland's 2011–12 operating result from core business activities reports a surplus of \$167K against a budgeted surplus of \$76K. This is a pleasing outcome.

I represent a Board of extremely dedicated Directors, and I thank them for their contributions during the reporting period, and for the continuous value and importance they place on corporate governance in Queensland. Board members recognised for their efforts over the past year are Ms Leonie Taylor, Mr Ross Rolfe, Mr Peter Robertson, Mr Murray Whitbread, Mr Doug Kingston, and Mr Mike Ford. The Board continuously look for feedback and encourage all affiliates to provide information on their requirements moving forward.

Tennis Queensland showcased various top performing clubs and individuals at the Tennis Queensland Annual Awards Night, held at the Queensland Tennis Centre last October. It was the first time the awards were nationally aligned and it was fantastic to celebrate tennis in our state with our valued tennis community. I wish to congratulate Mr Ross Rolfe and Mr Chris Freeman, who were granted life membership for their efforts and dedication to tennis. They have committed so much to our sport and I thank them for their continued ongoing support.

A special mention is also needed for our legal representatives Mullins Lawyers, and especially Managing Partner Mr John Mullins, for his ongoing support, advice and genuine interest in tennis.

The Regional Facilities Program is almost complete with five excellent tennis facilities located at Mt Isa, Cairns, Townsville, Rockhampton, and Toowoomba. We look forward to the management of these facilities attracting many local and regional players on a regular basis.

Queensland players have continued their international and national success and I congratulate the entire National Academy Brisbane team for their expertise in developing our future champions. The Academy team and private coaches continue to work together for what is best for the athletes, and I recognise this as an important ingredient in the success of these players.

Led by CEO Cameron Pearson, the Tennis Queensland team continues to deliver the 2010–13 Strategic Plan, implementing various objectives and delivering on measurable targets. I wish to acknowledge our sponsors and corporate partners for their support throughout the year and look forward to maintaining these relationships. Xstrata deserves special mention as a major contributor, and they continue to help deliver various initiatives in regional tennis communities.

Finally, thank you to all staff at Tennis Queensland. They work and act as outstanding tennis ambassadors, and help us strive for our vision to 'make tennis a part of life for every Queenslander.'



Ken Laffey
PRESIDENT

Board of Directors



President Ken Laffey



Treasurer Leonie Taylor



Murray Whitbread



Peter Robertson



Doug Kingston



Mike Ford



Ross Rolfe

Staff

Administration

CEO Cameron Pearson

Office Manager Darren Sibraa

Functions Executive Sarah Body

Administration Assistant Sarah Hindmarsh

Facilities

Facilities Development Manager Michael Blomer

Tennis Projects Manager Ken Hick

Senior Groundsperson Jon Bonner

Groundsperson Judd Percy

Tournaments

Tournaments Manager Matt Richards

Officiating Development Coordinator – QLD Cheryl Jenkins

Marketing & Communications

Marketing & Communications Coordinator Vacant

Brisbane International

Commercial Manager Dan Glass

Acting Operations Manager Beth Smith

Projects Manager Cassie Keith

Corporate Sales Michael Murphy

Community Tennis

Community Tennis Manager Elia Hill

Far North Region CTO Barry Weare

North Region CTO Elizabeth Jones

Central Region CTO Nikita Williams

South/West Region CTO Travis Dragojlo

Sunshine Coast Region CTO BJ Curtis

Gold Coast Region CTO Tanya Corbett

Metropolitan Region CTO Kayla Berry

National Academy

National Head Coach – QLD David Hodge

National Academy Manager – QLD Troy Ayres

National Academy Coach Anthony Richardson

National Academy Coach Mark Draper

National Academy Coach Robert Smeets

Strength & Conditioning Coach Grant Jenkins

Coach Development

Coach & Talent Development Manager Ashley Naumann

Coach & Talent Development Coordinator Derek Burden

Coach & Talent Development Administrator Courtney Haynes

Moving forward – Tennis Queensland's Strategic Plan

Tennis Queensland's vision is *to make tennis a part of life for every Queenslanders*.

In order to achieve this vision, six strategic goals have been created:

Engagement – Connect with tennis

Communicate:	Increase and improve communication with stakeholders
Promote:	Activate community interest through promotion and events
More Players:	Assist clubs to attract new players and retain existing members
More Benefits:	Grow the benefits of affiliation and membership
Customers:	Understand who our tennis customers are and what they want from tennis

Places To Play – More welcoming and sustainable facilities

Better:	Support affiliates to develop contemporary and sustainable facility management practices
More:	Build more courts in high need and predicted population growth areas
Upgrade:	Encourage affiliates to upgrade existing facilities
State Tennis Centre:	Maximise the use of the Queensland Tennis Centre
Regional Centres:	Support the regional tennis facilities and help develop best practices

Participation – Tennis for life

Playing:	Activate an introduction to tennis for everyone
Competition:	Provide quality competitive and social opportunities
Schools:	Grow the base
Coaches:	More coaches, better coaches

Performance – The breeding ground of champions

Athletes:	Identify, train and transition Queensland athletes
Competing:	Grow quality competitive opportunities
Coaches:	Develop a world-class talent development coaching network

Brisbane International – A world-class event for Queensland

Superstars:	Provide the ultimate player experience to attract the best players to compete
Spectators:	Create a valued spectator experience to maximise attendances
Tennis:	Leverage the Brisbane International for tennis in Queensland
Sustainability:	Deliver a sustainable event

Governance – Applying best practice to tennis

Investment:	Optimise revenue potential and control costs to maximise the return to tennis
Sustainability:	Effectively manage risk
Team:	Attract, develop and retain quality staff
Compliance:	Ensure best practice company administration

Tennis Queensland's core business units are committed to reaching these strategic goals through department-specific actions and targets.



CEO's Report

As CEO, it is my pleasure to report on a period which brought together our tennis community in so many ways.

The 2011/12 financial year was one of rebuild and refocus for the Queensland tennis community. In a state that was severely affected by unimaginable natural disasters only six months earlier, the reporting period saw our community work together to restore and regenerate the sport we are all so passionate about.

The \$1.8m 'Flood Fightback Program', jointly funded by the Queensland Government, Tennis Australia, and Tennis Queensland helped us to work quickly and effectively to restore the many affected tennis facilities in a time of need. The Tennis Queensland team is truly grateful for the support of the Queensland Government and Tennis Australia.

Special recognition also goes to the affected Queensland tennis clubs and associations for their tireless and selfless efforts in rebuilding their facilities to ensure people were able to return and play tennis. Adversity brings the best out of people, and there is no better example than the work undertaken after the Queensland floods and cyclone. Our local tennis communities are the backbone of tennis, and I cannot thank them enough for their continued support and passion.

From a financial perspective, Tennis Queensland reported an operating surplus of \$167k against a budgeted surplus of \$76k. This is an improved result from the previous financial year of \$82k, demonstrating the financial recovery from the challenging year of floods. The consolidated surplus of \$51k for the financial year and related movement in member equity is primarily attributed to base rent commitment to

Stadiums Queensland for the Queensland Tennis Centre. There was a \$189k reduction in membership equity arising from the capital loss realised by the redemption of shares in favour of cash deposits. Tennis Queensland will accumulate retained surpluses for the purpose of continued investment in tennis, including future facility development.

Tennis Queensland continued, and continues, to work closely with clubs and associations to ensure quality tournaments are played in our state. On top of the state tournaments, Queensland also hosted three national championships, four Junior International Tennis Federation events, and five Pro Tour events in 2011/2012. This is a direct result of our world class tennis facilities, and acknowledges Queensland as Australia's leading tournament state.

The 2011/12 tournament season kicked off with the annual Winter Wonderland. This flagship series again had more than 500 juniors compete in the Rod Laver Queensland Junior Championships, making it the largest – and in my opinion, the best - junior tournament in Australia. This iconic event attracts players from all around Australia and the world, with visitors from seven different countries competing.

Queensland's most anticipated tournament, the Brisbane International, drew record crowds and an all-star line up, adequately justifying the event's WTA sanction upgrade. Among the star-studded line-up were Serena Williams, Kim Clijsters, Sam Stosur, Ana Ivanovic, Bernard Tomic, and Andy Murray. It was a week of fantastic weather, outstanding matches, and plenty of entertainment with the newly launched 'Tennis Central' activation zone. The inaugural Free Kids Day was an outstanding success and contributed to an all time attendance record of more than 18,000 for one day/night. In the end, No. 1 seed Andy Murray took out the men's title, with Estonian Kaia Kanepi surprising all in the field by winning the women's title.

Once again, the reporting period was filled with significant performances from our Queensland players. In a historic achievement, the Queensland Primary Schools team retained the Bruce Cup for the fifth successive year, a feat never before achieved before by any state or territory across all primary school sports. Queensland also provided the entire Australian team for the 14/u World Championships (Sara Tomic, Kimberly Birrell, Priscilla Hon, and team captain Anthony Richardson), which finished sixth in the world. This is a remarkable achievement and deserves congratulations.

Gold Coast native Samantha Stosur continues to entrench herself in the world Top Ten, highlighted by her gutsy maiden Grand Slam triumph at the U.S. Open. One of the most dedicated sportspeople around, Sam continues to push herself in the competitive world of tennis, and is a fantastic role model for our up-and-coming athletes. You could argue Sam's influence is already profound when you look at the performances of our girls. Naiktha Bains, Lizette Cabrera, Olivia Tjandramulia, Priscilla Hon, Kimberly Birrell, Sara Tomic, and Aleksa Cveticanin have all either represented Australia and/or won a national junior championship. And of course, there is Ashleigh Barty, who continues to rise to every challenge put in front of her and debuted this year on perhaps the greatest tennis stage of all – Wimbledon. I look forward to watching Ash continue to grow as a tennis player in the coming years.

The boys also had a good year, with another Gold Coaster, Bernard Tomic, defying his age and ranking to reach the quarter finals of Wimbledon in a stirring run. Bernard is still the youngest player in the world's Top 100, and expect more results like Wimbledon to come his way. Ben Mitchell and Jason Kubler continued to track well with solid results on the professional circuit, and young Oliver Anderson represented Australia in the 14/u World Championships recently in Europe. Congratulations to these boys on their year.

It is also important to recognise the efforts and dedication of the coaches behind athletes striving in the high performance field. The work and partnership between our private coaches and the National Academy is very important to grow and educate young athletes in their tennis and life experiences. I commend all involved in working together to produce an outstanding group of top performing junior players.

The Queensland Tennis Annual Awards Night highlighted the outstanding achievements of various clubs, coaches, and athletes. It is an opportunity for the Queensland tennis community to take ownership of their combined efforts, and celebrate the achievements of many. We will once again be honouring the newly awarded life memberships to Ashley Cooper and Vic Bayer. Congratulations to Ashley and Vic for this recognition of a lifetime of involvement in our sport, and both gentlemen are truly deserving of this honour.

In closing, I would like to thank the Tennis Queensland Board of Directors for their ongoing support and vision, and their direction and unwavering focus to grow and improve

tennis in Queensland must be acknowledged. In particular, I thank President Ken Laffey, who is an incredible support to me and the wider Tennis Queensland management team. Ken spends countless personal hours as a servant of Tennis Queensland and of the sport generally, and deserves public thanks for his efforts.

My thanks also extend to the Tennis Queensland regional members and the eight Regional Assemblies delegates. They are all wonderful volunteers committed to tennis, and are bound together simply by a love of our great game. The weekends and after hours work they commit to tennis do not go unnoticed.

I would lastly like to thank the Tennis Queensland team. We are a small, but tightknit, team who share a connection and commitment to grow the game. It is because of them I am extremely confident in the future of tennis in Queensland, and their ongoing hard work and efforts are recognised. In particular, I acknowledge Company Secretary Darren Sibraa, who has now completed 12 years service at Tennis Queensland. Darren is not only a great support to me, but also the Board and the Regional Assemblies, and his financial and governance experience holds us all in good stead.

In looking to the future, our major focus will be the pending affiliation reform process. After delivering the proposal to all regions and as many clubs as possible, the members recently voted in favour of reform. This watershed governance moment for Tennis Queensland will keep us at the forefront of tennis in this country. As the second Member Association to seek amendment to its affiliation model, the organisation is preparing to shift focus to drive better connection and engagement with clubs, centres, and people who love our sport. With research being supported by feedback from affiliates, the new model tackles issues of misaligned member categories and onerous administration. The new single annual fee creates a system that is fair for everyone and simple to administer. The end result is something we are all looking for - better servicing of clubs, people, and of course, tennis.



Cameron Pearson
CHIEF EXECUTIVE OFFICER



27 September 2012

A year of growth and development

Dear Queensland tennis community,

The past 12 months have been an important step toward our 2016 goal of having four million Australians playing our great sport.

This step was undertaken by groups of people who have worked together to deliver every facet of tennis to the community - from the Tennis Queensland team across its different regions within the State, to community tennis officers, clubs, coaches, school teachers, and parents - and who will continue to strive in unison for the betterment of the game.

Central to this combined effort across the nation has been the evolution of two key programs to grow participation in tennis - MLC Tennis Hot Shots, and Cardio Tennis.

More than 250,000 children enjoyed MLC Tennis Hot Shots in the 2011/12 financial year, which is testament to an increased public interest for the national kids' starter program. Similarly, Cardio Tennis has gained strong momentum in the tennis-fitness sector since it was launched in early 2012. We will continue in our pursuit to significant increase numbers in both pursuits in year ahead.

Of course, underpinning such growth is Tennis Queensland's ongoing investment in facilities as 'Places to Play'. Over several years, this commitment has resulted in the establishment or refurbishment of more than 1200 courts, making it the most significant funding injection into tennis facilities in the history of the sport. Achieved as a joint effort between the tennis community and various government levels, this dedication must continue as we grow the interest in tennis.

In 2011, one of the wonderful moments in tennis was Sam Stosur's incredible victory in the U.S. Open. This was a win that impacted our community, as not only is Sam's story is a great lesson in overcoming the adversity of illness, but an example of rewards resulting from hard work, talent, and a fantastic attitude. Sam also helped lead the Australian Federation Cup team into the World Group with a stunning upset to defeat Germany in Stuttgart in April 2012. Those who have met Sam know she stands out as both an athlete and an individual, and is a credit to herself, her team, and her family. I have no doubt Sam will continue to make not just the tennis community, but all Australians, very proud.

However, Sam was not the only highlight! A group of talented juniors moving through the ranks and showing great promise. The Junior Girls (Ashleigh Barty, Belinda Woolcock, and Brook Rischbieth) won the Junior Federation Cup in October 2011, and Nick Kyrgios and Andrew Harris won back-to-back junior Grand Slam doubles titles at Wimbledon and Roland Garros this year.

Off the court, there have been numerous successes as Tennis Australia staff and Member Associations continue to ensure all points of tennis engagement are first class, and encourage more interaction with tennis in communities.

One of the ways we do this is by providing worthwhile events in both regions and capital cities across the country. We know such events inspire people to pick up a racket, which has a roll-on effect to event attendance. The Brisbane International is an excellent example, as its numbers and popularity increase every year - recently culminating in winning the 2012 International Group award for 'Best Fan Experience'. Voted by members of the ATP, the award followed a record attendance at the 2012 Brisbane International, which had 18,000 people attend the inaugural Kids Tennis Day. Another factor was the new event feature, Tennis Central, which was designed for fans and brought food, tennis, and entertainment together in one space.


On a final note, I would like to thank the Queensland tennis family for the part you have played, and continue to play, in growing the sport. It makes me incredibly proud to work alongside such a committed and focused group of people, and I look forward to embarking together on the next chapter of our country's tennis story.

Stephen Healy
President, Tennis Australia

Tennis Australia
Batman Avenue
Victoria Australia
Private Bag 6060
Richmond Victoria 3121
T +61 3 9914 4000
F +61 3 9650 2743
www.tennis.com.au

Tennis Australia Limited
ABN 61 006 281 125

Engagement



Connect with tennis

Communication plays a major role in the way Tennis Queensland engages with its stakeholders and public within the sport. This is primarily achieved through press releases, website stories, liaising with local media, coordinating media opportunities, and producing and distributing marketing collateral.

Website

Tennis Queensland's website is the communication tool for members and stakeholders, providing regular news stories and offering information across all business units. The website recorded an amazing 275,143 hits, which was a 41 per cent increase from the previous reporting period.

E-newsletter 'Down the Line'

'Down the Line' is Tennis Queensland's free E-newsletter and is available to all Tennis Queensland members, and can be viewed by non-members through the website. Its purpose is to provide readers with the latest tennis news, giveaways, and updates on a monthly basis. Tennis Queensland currently has 12,611 subscribers, which is a significant increase from 3550 subscribers in 2010/2011. 'Down the Line' continues to be one of the best ways to stay abreast for the latest and greatest tennis news in our state.

Social Media

Tennis Queensland has recognised the value of social media as a vital communication tool, and emphasis has been placed on promoting and increasing Tennis Queensland's social networking Facebook and Twitter accounts. All breaking news stories, tennis trivia, and promotional giveaways are uploaded via these channels, which are increasing steadily in popularity. Like 'Tennis Queensland' on Facebook, and follow @TennisQld on Twitter.

Brisbane International Involvement

The 2011 Brisbane International provided a fantastic opportunity for Tennis Queensland Community Tennis Department to connect and engage stakeholders with tennis.

Kids Zone

The Kids Zone at the 2012 Brisbane International expanded the fun zone footprint during the tournament and promoted grassroots tennis to children and families in Queensland. A dedicated area was established for kids to play MLC Tennis Hot Shots with mini tennis courts, record their fastest serve, compete in the hit-the-target challenge, as well as have their faces painted and rock climb. Between 4500 and 5000 children played in the Kids Zone throughout the Brisbane International.



Queensland greats – Pat Rafter, Mal Anderson, Rod Laver, Roy Emerson and Ashley Cooper

Engagement

Inaugural Brisbane International Kids Day

The inaugural Brisbane International Kids Day was a new initiative that gave more than 2000 children the opportunity to enter the Brisbane International event (with a paying adult) for free. In addition to playing MLC Tennis Hot Shots on 14 grass mini courts, children were also able to participate in the Kids Zone activities.

The Brisbane International Trophy Tour

During the Brisbane International Trophy Tour campaign (August – December 2011), more than 2000 students participated in the MLC Hot Shots 'Tennis in Schools' program, with more than 1600 participants through the Tennis Festival held at affiliated centres. The regional affiliates that hosted a leg of Trophy Tour included:

- **Far North Region** – Atherton Tennis Club, Port Douglas Tennis Club, Cairns International Tennis Centre, Innisfail Tennis Club, and Gordonvale Tennis Club
- **Central Region** – Theodore Tennis Club, Emerald Tennis Club, Moura Tennis Club, Blackwater Tennis Club, Baralaba Tennis Club, Gladstone Tennis Club, Dingo Tennis Club, and Bundaberg Tennis Club
- **Sunshine Coast Region** – Kawana Tennis Club, and Eumundi Tennis Club
- **Metropolitan Region** – The Gap Heath and Racquet Tennis Centre, and Redlands Tennis Centre
- **Gold Coast Region** – Beenleigh Tennis Club, and Gold Coast Seniors Tennis Club
- **South Region** – Warwick and District Tennis Association, Dalby and District Tennis Association, Chinchilla Tennis Association, Toowoomba Tennis Association, and Lockyer Tennis Association
- **West Region** – Richmond Tennis Club, Flinders Tennis Club, Corfield Sports Club, Longreach Tennis Club, and Barcaldine Lawn Tennis Club.

During the lead up to the Brisbane International, a local area marketing campaign of school assembly visits and MLC Tennis Hot Shots visits was delivered to five primary schools and 675 primary school children. The schools visited included Dutton Park State School, Rocklea State School, St Pius, Yeronga State School, and Graceville State School.

The Inaugural Brisbane International Race Day

The Inaugural Brisbane International Race Day was held on 19 November 2011. Participants were able to play MLC Tennis Hotshots on the mini courts, test their speed with the fastest serve machine, take a photo with Terry the Tennis Ball mascot, and receive information about the free Kids Day and Kids Zone activities on offer at the Brisbane International.

MLC Tennis Hot Shots

Incentives were given to MLC Tennis Hot Shots deliverers, who received a memorable Brisbane International experience for themselves and their students. Each day during the Brisbane International, these deliverers and students were able to promote their MLC Tennis Hot Shots program on the Pat Rafter Arena and show courts. In total, 120 young players and seven deliverers undertook this opportunity.


Tennis Queensland's President's Brunch

The annual President's Brunch was enjoyed by more than 180 Tennis Queensland affiliates and ambassadors during the Brisbane International. It was a wonderful opportunity for our tennis community to connect over delicious food, followed by a day of tennis action in Pat Rafter Arena.

A highlight was the two \$5000 Community Tennis Grants drawn at random during the brunch, with all affiliated clubs that increased their registration numbers each year automatically entered into the draw. The lucky recipients were the Gordonvale Tennis Club and Tennis Gold Coast. The grants are now permanent additions to the new member benefits incentive program offered by Tennis Queensland to all affiliated bodies.

Australian Open Trophy Tour

The Australian Open Trophy Tour travelled to Queensland in November 2011, visiting the Hyatt Coolum Resort on the Sunshine Coast (November 7) and Tennis Gold Coast at Queens Park Tennis Centre on the Gold Coast (November 8). Incorporated into the tour were media opportunities at iconic Queensland locations, including Australia Zoo and Coolum Beach.



MLC Hot Shots sessions were held at Coolum State School and Labrador State School, where students were also able to have their photograph taken with the Norman Brookes Challenge Cup (Australian Open Men's Championship trophy) or the Daphne Akhurst Memorial Cup (Australian Open Women's Championship trophy).

Regional Initiatives Program

In 2011/2012, \$60,995 was allocated to initiatives to enhance tennis in the eight Tennis Queensland regions. Administered by the regional assemblies, the program provides opportunities to develop programs tailored to each respective region's specific needs. Examples of initiatives undertaken during the period include competition enhancement opportunities, participation programs, and equipment for regional use.

Heritage Building Society Community Tennis Grants Program

Heritage Building Society Community Tennis Grants provided funding to affiliates focussed on improving the aesthetics of facilities to make them more inviting. A total of \$20,000 was granted to 14 applicants, as outlined in the following table.

SUCCESSFUL TENNIS QUEENSLAND AFFILIATES

Ravensbourne Sporting Assoc Inc	Flinders Tennis Club
Capella Tennis Club	Barcardine Tennis Club
Clifton & District Tennis Aust Inc	Samford Tennis Club Inc
Tennis Blue	Pro-One Tennis Academy
Tennis Gold Coast	Coolum Tennis Club Inc
Breakpoint Tennis	St George Tennis Club
Fancutts Junior Tennis Club	Ravenshoe Tennis Club

Ambassador Program

Designed to foster, grow and develop tennis across Queensland, the Ambassador Program brings together past and present tennis champions who participate in events including official openings, fundraising dinners, and open days.



Cardio Tennis Group

Engagement

Reaching Out – Regional Highlights

Tennis Queensland works closely with each of the aforementioned eight regions, and each region has a regional assembly that, in conjunction with Tennis Queensland, develops the sport within its geographical boundary. Each assembly is comprised of delegates from affiliated clubs, associations, and centres in each region.

Far North Region

OFFICE BEARERS

<i>Chairperson</i>	Mike Ernst
<i>Vice Chairperson</i>	Guy Thomas
<i>Secretary</i>	Jeff King Koi
<i>Treasurer</i>	Jeff King Koi
<i>Regional Member</i>	Guy Thomas
<i>Community Tennis Officer</i>	Barry Weare

Cairns's Festival of Tennis includes the Far North Queensland Open, Cairns Platinum Australian Money Tournament, and Australian Pro Tour, and is one of regional Australia's most popular series due to the excellent facilities at the Cairns International Tennis Centre. The festival provides the tennis community with media exposure and allows up-and-coming players to test their skills against more experienced players. For example, during the Australian Pro Tour, 1000 students participated in the MLC Hot Shots on-court demonstrations which were conducted by MLC Hot Shots deliverers from across the Far North region.

The Far North Queensland Medibank Junior Development Series continued to significantly boost participation numbers across the tournaments, with players supporting the events from Weipa to Mission Beach. Along with the increasing number of MLC Hot Shot Challenges, this will ensure the continual growth of the Junior Development Series within the Far North region.



North Region Junior Development Series Team

North Region

OFFICE BEARERS

<i>Chairperson</i>	Graham Wicks
<i>Vice Chairperson</i>	Jenny Kirkman
<i>Secretary</i>	Steven Merker
<i>Treasurer</i>	Steven Merker
<i>Regional members</i>	Graham Wicks, Alan Harris
<i>Community Tennis Officer</i>	Elizabeth Jones

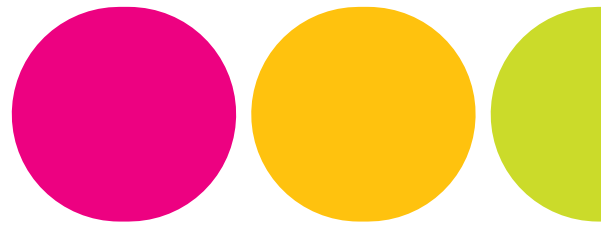
A highlight for the North region was the official opening of the Townsville Regional Tennis Centre – Kalynda Chase in July 2011, and more than 300 people attended. The following month, Tennis Townsville hosted the equally successful 100-year celebration weekend with more than 300 participants.

Several programs through Xstrata were also popular, especially the Xstrata Adult Refresher Program, which targeted parents as a way to attract more adults to play tennis. Throughout April and May 2012, the Xstrata Tennis Exhibition Tour was hosted at five locations for the first time (Sarina, Proserpine, Bowen, Charters Towers and Townsville Regional Tennis Centre – Kalynda Chase), and participation numbers were higher than expected at each venue, making it a successful tour.

The North region Junior Development Series circuit remained strong, with good numbers in most locations. The North Region team was runner-up at the Junior Development Series state finals in October, and 49 representative juniors travelled to Brisbane for the Queensland Junior Teams Carnival in December 2011.



Opening of Townsville regional facility



Central Region

OFFICE BEARERS

<i>Chairperson</i>	Murray Whitbread
<i>Secretary</i>	Glenn Vickery
<i>Treasurer</i>	Glenn Vickery
<i>Regional members</i>	Glenn Vickery, Murray Whitbread
<i>Community Tennis Officer</i>	Nikita Williams

The Central region regained the Queensland Junior Development Series, which was held in Rockhampton in October, and also won the U/11 competition at the Queensland teams event in December. Also great successes for the region were the Queensland State Age (Rockhampton Regional Tennis Centre) and Bundaberg Age titles. Bundaberg and Gladstone both hosted a Gold Australian Money Tournament, and Bundaberg also held the prestigious Pro Tour in March.

To celebrate the Brisbane International, the trophy travelled to Emerald, Dingo, Moura, Biloela, and Theodore. More than 800 children participated in MLC Tennis Hotshots through the schools and activations at relevant clubs. Tennis Queensland's valuable sponsor, Xstrata, continued to provide wonderful support for tennis in the region, and their financial support enabled Xstrata tours to occur through the Central Highlands. The tour focused on MLC Tennis Hot Shots, Cardio Tennis, and developing interest in tennis in the community.

Construction and upgrades of facilities was also a highlight – the new Megavalis centre was built in Biloela, upgrades were made to the Emerald & District Tennis facility, and a new synthetic grass court was installed at the Athelstane Tennis Club.



Participants at an Xstrata fun day

Sunshine Coast Region

OFFICE BEARERS

<i>Chairperson</i>	Liz Mellish
<i>Vice Chairperson</i>	Clint Fyfe
<i>Secretary</i>	Maree Hooley
<i>Treasurer</i>	TJ Welford
<i>Regional members</i>	Clint Fyfe, Liz Mellish
<i>Community Tennis Officer</i>	BJ Curtis

The Sunshine Coast regional assembly offered affiliates the opportunity to be a part of a regional tennis 'Come and Try' day, which was held in conjunction with the Australian Open men's final (29 January). Sixteen affiliates hosted the event at their respective venue, and all reported membership number increases as a direct result.

Caloundra Tennis Club again hosted the Caloundra Challenger event, which gave locals the chance to get up close and personal with talented players from Australia and Asia. It proved popular, as approximately 150 people attended each day of the event and the final of the Challenger was almost sold out.

The Sunshine Coast Junior Development Series continued its growth from 2011, and subsequently, the regional assembly successfully secured Fit College as the 2012 sponsor.



Coolum Tennis Club

Engagement

Metropolitan Region

OFFICE BEARERS

<i>Chairperson</i>	Warwick Nicol
<i>Vice Chairperson</i>	Peter Davis
<i>Secretary</i>	Vacant
<i>Treasurer</i>	Vacant
<i>Regional members</i>	Margaret Daniell, Warwick Nicol, Milton Rothman
<i>Community Tennis Officer</i>	Kayla Berry

Throughout the year, the Metropolitan region actively promoted tennis via successful activations including the Brisbane International Trophy Tour (which visited three clubs and more than 500 people), Ipswich Tennis Fun Day, Cardio Tennis activation in the Queen Street Mall, and the Indigenous 'Come and Try' day held on Pat Rafter Arena at the Queensland Tennis Centre.

More than 5953 children took part in MLC Tennis Hotshots in the region, and the number of Junior Development Series participants also increased, providing more development opportunities for young athletes.

Metropolitan North won the 2011 Queensland Junior Teams Carnival, and Metropolitan South was runner up in the event, which is the largest team event in the State. Other highlights for the region included hosting the Plexipave Queensland Open Championships (which includes players with an intellectual disability, wheelchair athletes, and able-bodied players within the same tournament), and organising the free Kids Day promotion at the Brisbane International.



MLC Tennis Hot Shots Activation

South Region

OFFICE BEARERS

<i>Chairperson</i>	Allen Smythe
<i>Vice Chairperson</i>	Jenny Griggs
<i>Secretary</i>	Don Bell
<i>Treasurer</i>	Ross Smythe
<i>Regional member</i>	Ross Smythe
<i>Community Tennis Officer</i>	Travis Dragojlo

Toowoomba's new tennis centre at the University of Southern Queensland attracted players from across the world to play in a Men's Pro Tour event, which also included school-based activities for primary and high school kids to have on-court experience playing MLC Tennis Hot Shots and Cardio Tennis. The centre was also the site for the National Secondary Schools Championships.

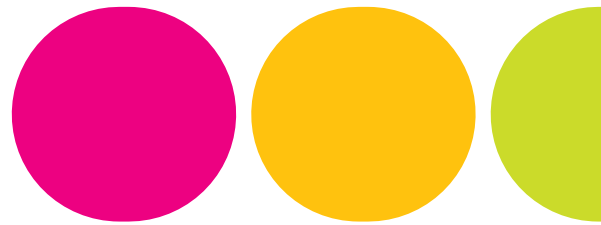
Following the Southern Downs Open in Warwick (17 – 20 October), the Brisbane International Trophy Tour visited the Chinchilla Tennis Association, Dalby & District Tennis Association, Toowoomba Tennis Association, and the Lockyer Tennis Association.

Major junior tournaments included the Toowoomba and Southern Downs Junior Championships, and open tournaments were the Southern Downs Open, Chinchilla Open, and Easter Gold Cup Open.

The Queensland Secondary Schools Team included two selected regional representatives – Mark Richards and Madison Simmons, and both were selected in the Australian Merit Team.



High school students enjoying a cardio tennis workout



Gold Coast Region

OFFICE BEARERS

<i>Chairperson</i>	Natasha Kersten / stand in by Mike Ford
<i>Secretary</i>	Tuuru Tare
<i>Treasurer</i>	Stephen Kua
<i>Regional members</i>	Mike Ford, Roger Marquass
<i>Community Tennis Officer</i>	Tanya Corbett

2011/12 resulted in the Gold Coast region achieving excellent developments at grassroots, junior, and senior levels. The major developmental program used by Gold Coast coaches is MLC Tennis Hot Shots, which was introduced into many kindergartens, primary schools, and clubs, as well as promoted at community events and activations (such as the Gold Coast Tennis Open Day, Gold Coast Show, Super Sports Sign on Days, Brisbane International Trophy Tour etc.) throughout the year.

A major pathway for junior players is the Totally Teeth Junior Development Series, and the region's ongoing sponsor, Totally Teeth, continued to support the series. A great outcome was the number of new players that entered, including green ball players aged nine and under. The Gold Coast was also highly competitive at the 2011 Junior Development Series state finals and the 2011 Junior Teams Carnival.

Seniors tennis also experienced increases in participation at local clubs, regional competitions, tournaments, and state events, as evidenced by more than 300 participants involved in the successful Gold Coast Seniors Tennis tournament (May), with players from across Australia and overseas. Additionally, the Gold Coast was the locale for the Seniors Tennis Queensland state titles, and the Gold Coast Seniors Tennis Club and Gold Coast Midweek Ladies gained regional participation funding to offer free coaching sessions to encourage old players back to, or new players into, tennis.



MLC Tennis Hot Shots Activation

West Region

OFFICE BEARERS

<i>Chairperson</i>	Theresa Braithwaite
<i>Vice Chairperson</i>	Brett Walsh
<i>Secretary</i>	Janice Rowlands
<i>Regional member</i>	Theresa Braithwaite
<i>Community Tennis Officer</i>	Travis Dragojlo

Mt Isa's new regional facility at Copper City hosted two major events this year – the Mount Isa Junior Championships in June, and the Buff's Mount Isa Open in August, and the centre has been a fantastic addition to the area.

Following the Buff's Mount Isa Open, the Brisbane International Trophy Tour visited Richmond Tennis Club, Flinders Tennis Club, Corfield Sports Club, Longreach Tennis Club, and Barcaldine Lawn Tennis Club.

The MLC Hot Shots program went to the schools and clubs throughout the central West zone in June, and each club hosted a family fun clinic. The schools tour was appreciated by local communities and their tennis clubs, and more than 200 children were visited over the week-long tour.

Despite struggles to appoint zonal coaches in 2011, both the north West zone and the central West zone will welcome new coaches in 2012 to provide tennis facilitation and promotion in the region.



MLC Tennis Hot Shots deliverers and local branch representatives

Places to Play

More welcoming and sustainable facilities

Technical Services

Technical Services, which includes the activities of the Technical Services Advisory Group and the commercial business, Court Tech, has continued to strive for the improvement of state-wide facilities by supporting affiliated bodies, local governments, schools, and other project stakeholders in the areas of technical assistance, advice and consultancy services.

Technical assistance and advice is provided on all matters relating to tennis, from questions as simple as clarification of court size to more complex matters, such as new court construction specifications or court lighting upgrades. For the more complex matters, a range of consultancy activities (on a fee-for-service basis) are regularly performed by Court Tech. A brochure outlining the full range of services and associated fee scale is distributed to all affiliated bodies in an annual affiliation pack, and is also available for download from the Tennis Queensland website. Court Tech's services are offered to affiliates at considerably discounted rates compared with our standard commercial rates for non-affiliated clients.

The activities are overseen by Facilities Development Manager, Michael Blomer, who was also the program manager for the Regional Tennis Facilities Program (RTFP). Nearly complete, the RTFP has been a major joint funding initiative by the State Government and Tennis Queensland and aims to improve the quality of tennis facilities in regional Queensland.

Throughout the 2011/12 financial year, the following significant facility development projects were completed:

- **Toowoomba Regional Tennis Centre (RTFP project)**
Nine new Plexipave courts and three upgraded existing courts, plus a new two-storey clubhouse with provision for a pro shop, player's lounge / function room, meeting room, offices, amenities, and car parking areas.
- **St Aidan's Anglican Girls School (Corinda, Brisbane)**
The demolition and reconstruction of 10 court bases that were damaged in the January 2011 floods. (This was project managed by Court Tech.)
- **Anglican Church Grammar School (East Brisbane)**
Seven new courts plus a new two-storey clubhouse with a pro shop, kiosk, player's lounge / meeting room, offices and amenities.

- **Emerald – Opal Street Sports Complex (including the Emerald District Lawn Tennis Association)**
Upgrades resulted in seven new, rebuilt, or upgraded tennis courts and three multi-purpose courts, plus a new shared clubhouse and car parking area with the netball club.
- **Fraser Coast Tennis Association (Dundowran, Hervey Bay)**
Four new courts and two upgraded courts, plus a small clubhouse / storage shed.
- **Sanctuary Cove Country Club (Gold Coast)**
Five new courts and a small clubhouse to replace courts that were demolished to make way for new townhouses.
- **Tannum Sands Tennis Association (Tannum Sands)**
Demolition and reconstruction of four courts.

In addition to these major facilities, a number of smaller facilities were also constructed and/or upgraded in the past year, with others still under construction and more planned for the year ahead.

Looking to the future

Substantial planning works for the following major facilities is expected to commence in the next 12 months:

- the expansion and upgrade of the Caloundra Tennis Club to become the Regional Tennis Centre for the Sunshine Coast, to be undertaken in conjunction with Sunshine Coast Regional Council.
- the re-development of the old Milton Tennis Centre site to substantial public parklands, including a new six-court tennis centre with a two-storey clubhouse and cafe building to be undertaken in conjunction with Brisbane City Council.
- a new 12-court facility at Springfield Lakes to be undertaken in conjunction with Ipswich City Council and Delfin Lend Lease.
- a new 12-court Regional Tennis Centre at the South Pine Sports Complex to be undertaken in conjunction with Moreton Bay Regional Council.
- a new six or eight-court facility at Narangba to be undertaken in conjunction with Moreton Bay Regional Council.

Preliminary planning works are also underway for a number of other major facilities throughout the state. It is envisaged many of these will be completed over the next decade as per Tennis Queensland's Queensland Facilities Development Strategy to 2020.



Queensland Facilities Development Strategy to 2020

In the years ahead, Tennis Queensland's network of Regional and Sub-regional Tennis Centres will continue to be expanded. Tennis Queensland, in conjunction with Tennis Australia's National Facilities Blueprint, has developed a Facility Development Strategy to identify where potential Regional Tennis Centres may be located.

In Queensland, indicative locations for approximately 15 of these facilities have been identified. These locations have been based primarily on current and predicted demographics, and take into account existing tennis facilities in the respective areas. Compared to other states, Queensland is leading the way by virtue of the five projects recently completed under the RTFP, as well as other major projects completed in recent years, with a number of others currently being planned. An electronic version of this strategy document is available for download on the Tennis Queensland website.

Flood Fightback Plan

Through the Flood Fightback Plan – Tennis Infrastructure Program, nearly \$1.8M was made available to rebuild tennis facilities damaged throughout large areas of Queensland that were affected by the floods that occurred between December 2010 and March 2011. This tennis specific program was a Tennis Queensland initiative, with funding partnerships formed with Tennis Australia and the Queensland Government.

The majority of the projects that received a share of this funding completed their repair and reconstruction works in the 2011/12 financial year. Ken Hick was appointed as the project manager, and facilities that received significant funding under the program included:

- Alford Park Tennis Club
- Bells Creek Tennis Club
- Bundaberg District Junior Tennis Association
- Chinchilla Tennis Association
- Dayboro Tennis Club
- Desert Recreation Club (near Barcaldine)
- Fassifern Tennis Club (Boonah)
- Glamorganvale Tennis Club
- Ingham Tennis Association
- Jandowae Tennis Club
- Kingsthorpe and District Progress Association
- Nambas Tennis Club
- Quinalow Recreation Reserve
- Rossendale Tennis Club
- Tara Tennis Club
- Theodore Tennis Club
- Toowoomba Tennis Association
- Tully Tennis and Social Club
- Warwick and District Tennis Association

Helping clubs operate more sustainably

Tennis Queensland continues to make excellent progress helping clubs and councils to build new facilities or upgrade their existing centres. The next big challenge is ensuring they are well-managed and operated. Ideally, our larger and busier facilities should be financially viable and sustainable in the long term – to the point where they are capable of meeting their own future maintenance costs without relying on grants, which are becoming increasingly hard to obtain.

During the past 12 months, Tennis Queensland has identified the need for a specialist resource to help our affiliates review their existing arrangements and assist with opportunities to improve how they manage and operate their facilities. In early 2012, Ken Hick was officially appointed to fill this role with Tennis Queensland after many years as the Community Tennis Officer (CTO) for the Central Queensland region.

Prior to his CTO role, Ken managed the Gladstone District Tennis Association facility for a number of years, as well as a well-respected coaching business. This background has provided him with the necessary experience and knowledge to provide advice and assistance to affiliates across the state. Tennis Australia's Places to Play team have also developed a number of resources and tools to assist Ken when they meet with clubs to review current operations.

In situations where reviews may be linked to the need for future significant facility upgrades or expansions, Ken may be accompanied by Tennis Queensland Facilities Development Manager, Michael Blomer, to provide a more comprehensive facility review. With a background in the technical aspects of designing, constructing and maintaining facilities, Michael is able to provide indicative cost estimates and long term maintenance schedules to be factored into these operational reviews.

Tennis Queensland encourages its affiliates to take advantage of this dedicated new resource, and recommends volunteer-based clubs contact Ken for matters such as appointing a new coaching provider, or renegotiating contracts, to ensure arrangements benefit both parties.

Participation

Tennis for life

Tennis Queensland strives to achieve the goal of getting more people to play tennis more often.

Membership

My Tennis

My Tennis is a simple and quick online membership system for clubs and players. It is a free registration system available to all tennis clubs in Australia. In Queensland, Member Service and Community Tennis Officers have worked tirelessly with affiliates to educate and assist them to use the system.

CLUBS CAN USE MY TENNIS TO:

- Manage club registrations and payments
- Create membership categories
- Communicate with members
- Generate membership reports
- Register with its Member Association

PLAYERS CAN USE MY TENNIS TO:

- Become a member at a new club
- Renew their existing membership online
- Access your profile and update personal member details

Registration and Affiliation

Affiliate and Member Benefits

Tennis Queensland offers the following membership incentives for all affiliate participants:

- personal accident insurance cover
- priority access ticketing to the Brisbane International and Australian Open
- the chance to win one of two Brisbane International finals weekends, which include finals tickets, two nights' accommodation, flights, and airport transfers
- a discount offer for Australian Tennis Magazine, and special subscription prices for all Tennis Queensland members
- a monthly member prize draw, with a lucky member drawn at random to win great prizes, including tennis equipment

- two member competitions:

- Competition #1 – Members are encouraged to update their My Tennis profile between October and December, and those who do enter the draw to win flights, accommodation, and two Pat Rafter Arena tickets for the Brisbane International
- Competition #2 – Every day in December, a member's name will be drawn at random to win a double pass into Pat Rafter Arena for the Brisbane International, with all Tennis Queensland members automatically entered into the draw.

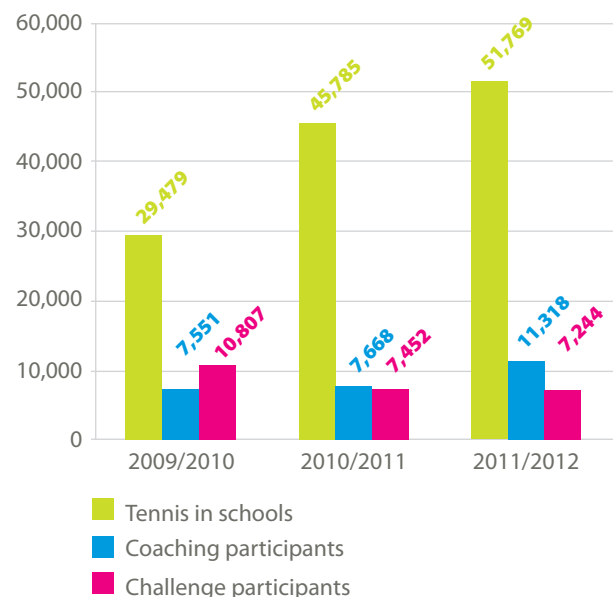
Due to popular demand, Tennis Queensland re-launched its registration and membership card in 2012.


Junior Tennis Participation

In order to grow and promote tennis in Queensland, the growth and promotion of junior tennis plays an important role. Tennis Queensland's Tournaments and Community Tennis departments aim to provide positive introductory experiences for beginners through its programs, such as MLC Tennis Hot Shots and the Medibank Junior Development Series.

MLC Tennis Hot Shots Program

In 2011/12, the number of national MLC Tennis Hot Shots experiences was 348,480, with 63,087 from Queensland (based on tennis in schools and coaching participants only). Tennis Queensland further increased MLC Tennis Hot Shots opportunities through additional funding in regional and remote locations, as well as introducing the program into disability, indigenous and multicultural programs to create a positive playing experience for all.





Medibank Junior Development Series

This series is Queensland's circuit of introductory tennis events. In 2011/12, participants competed in 83 events held across nine regions, which was an increase compared to 2010/11. The purpose of the events is to encourage junior involvement in tennis through a fun environment, and is an excellent opportunity for players to hone their skills developed through coaching and fixture play. Each region's circuit culminates in the selection of a regional team for the annual Junior Development Series final, which is held in Rockhampton in October each year.

Brisbane International Schools Challenge

The inaugural Brisbane International Schools Challenge was launched in November 2011, and is a mixed team competition for primary school students in Queensland. Ten regional finals resulted in 73 teams vying for a position at the state final, which was held during the Brisbane International from 5–8 January 2012.

At the opening ceremony (4 January) on Pat Rafter Arena, the state finalist teams were introduced to the crowd and Todd Woodbridge presented each child with a prize for winning their regional trial, as well as accreditation for the week.

The next four days were filled with extremely close matches, with Brisbane Boys College the eventual winner and the Sunshine Coast's Matthew Flinders Anglican College as runner-up. Feedback received from managers and parents was positive and provided Tennis Queensland with a solid launch pad for the 2013 Brisbane International Schools Challenge.

Inclusive Participation

Tennis Queensland is driven to provide participation opportunities for all of our sport's stakeholders, and inclusive programs play a major role in achieving this goal.

Disabilities Program

The Queensland Disabilities program continued to grow and enhance partnerships with state disability sporting organisations, such as Special Olympics, Deaf and Sport Queensland, Lifestream, and Sporting Wheelies and Disabled Association.

Tennis Queensland has now completed its third Sport Connect Charter, and was recognised as the first sports organisation in the country to achieve this stage within the

Sports Connect framework. Through the charter, Tennis Queensland can strongly focus on people with a disability within offered programs and services.

Throughout 2011/12, Tennis Queensland was awarded the following grants;

- \$40,000 from the Department of Communities
- \$5,000 from Building Supportive Communities
- \$10,000 from the Australian Paralympics Committee.

These grants will enable more inclusive opportunities for Queensland participants, and will also allow Tennis Queensland to educate its stakeholders and communities about inclusive practices and encourage sustainable programs.

The Tennis Queensland Disabilities Program offers:

- 'Come and Try' days for wheelchair, Deaf Sports and Recreation Queensland, and intellectual disability (ID) tennis players
- a State Intellectually Disabilities Coach (Simon Davis)
- a State Wheelchair Coach (Andrew Ash)
- the inclusion of wheelchair tennis events in more than nine AMT tournaments
- Two ID mini circuits and two wheelchair mini circuits per year
- weekly wheelchair tennis trainings
- monthly state training squads for wheelchair players and players with an intellectual disability
- a rehabilitation program within the Princess Alexandra Hospital's Spinal Injuries Unit, which is conducted by the State Wheelchair Coach
- ongoing involvement in Sports Connect Disability Action Week.

Seventy-eight players participated in the Queensland Wheelchair Tennis Open, which was successfully held during the Brisbane International at the Queensland Tennis Centre. The event provided exposure for wheelchair tennis, and enhanced the Brisbane International experience for many spectators.

Indigenous Tennis Program

In 2011/12, Tennis Queensland continued its successful relationships with The Gulf Sport & Recreation Association, Department Of Communities, Cape York Partnerships, and Croyden Shire Council to actively encourage, engage and promote the game of tennis within Queensland indigenous communities.

Participation

Tennis Queensland works with these organisations to deliver ongoing programs in indigenous communities, including introductory coaching programs, competitions, tournaments, fixtures, and coach education.

In 2011, the first Far North indigenous tennis clinics were conducted in Hopevale, Aurukun and Coen, and were very well received with 373 participants taking part in MLC Tennis Hot Shots.

Since the program's introduction in 2010 in Hopevale, Aurukun and Coen, the program has grown and expanded into the additional areas Yarrabah, Bamaga, Mornington Island and Djarragun College in Cairns. (Djarragun College is the feeder high school from the primary school in the communities of Aurukun and Coen.) Through its indigenous tennis programs, Tennis Queensland has continued to provide a pathway for participants from primary school to high school to play tennis. Support for the program was also provided by Tennis Australia and Cape York Communities through funding the MLC Tennis Hot Shots provider for flights, accommodation, and meals in order to deliver tennis opportunities in these regional communities.

In conjunction with the Evonne Goolagong Foundation and the Australian Government's *Learn Earn Legend!* initiative, Tennis Queensland joined forces to promote tennis in indigenous communities, schools, and to players. The purpose of the initiative is to encourage and support young indigenous Australians to stay at school, get that job and be a legend for themselves, their family and their community, and in 2012, the *Learn, Earn, Legend!* days were held in Toowoomba, Noosa and Cairns.

Hundreds of students from Queensland were involved in the 2011/12 Deadly Sports Expos, which expose indigenous and non-indigenous children to a variety of different sports, including tennis, promote individual sports, and develop coaching skills on a local level.

Cardio Tennis

Cardio Tennis is a fun, social, group tennis fitness program for people of all ages and abilities. It provides the opportunity for seasoned tennis players and the general public to participate in an enjoyable and high-energy interactive workout.

The availability of Cardio Tennis to coaches resulted in the sign-up of 56 Tennis Australia coach members to be deliverers in 2011/12. In Queensland, two Cardio Tennis workshops in the Metropolitan region and one in the Far North region reached more than 100 coaches.

In addition, a Cardio Tennis Health Check was developed to provide a benchmark for quality tennis coaching in Australia. These standards provide a framework for coaches to self-appraise against specific criteria and guide their own continuing professional development.

Cardio Tennis was launched in January 2012 and in the six months to 30 June, Tennis Queensland conducted 25 Cardio Tennis activations.

Xstrata – Regional Development Centre Program

Since 2006, Tennis Queensland has enjoyed a terrific partnership with Xstrata through the Xstrata Regional Development Program, which aims to increase tennis participation by enhancing regional-based tennis programs to reflect local community needs, particularly junior development opportunities.

The initiative is one of the largest development participation projects undertaken by Tennis Queensland, and many regional communities have since benefited through the program, which is delivered in Glenden, Collinsville, Abbot Point, Bowen, Mackay, Springsure, Rolleston, Tieri, Middlemount, Capella, and Emerald.

Xstrata Achievements


- 2012 Xstrata tour of the Central Highlands
- Xstrata Adult Refresher Program
- Central and North regional 'Come and Try' days
- Xstrata Tennis Exhibition Tour
- Social Over-35s program.

Xstrata Highlight – Opening of the new Tieri Tennis Club

An open day was held at Tieri Tennis Club, which is a new club that resulted from Xstrata's 'Tennis for Life' program. Activities on the day included a target hitting competition, MLC Tennis Hot Shots, Cardio Tennis, and a free barbecue for the community.

Zonal Coaches Program

Assistance was, and continues to be, provided for identified coaches in western Queensland who deliver coaching in remote areas where no other tennis services are available. During 2011/12, affiliated clubs in the north and central zones of the West region were visited between three to four times each, and delivered programs such as MLC Hot Shots Tennis in schools, and club coaching programs. These



clubs included Richmond Tennis Club, Flinders Tennis Club (Hughenden), Longreach Tennis Club, Barcaldine Lawn Tennis Club, Winton Tennis Club, and Tambo Sports Club.

Coach Development – More Coaches, Better Coaches

Coaching Courses and Professional Development Workshops

The Coach Development department aims to increase the quality and quantity of coaching throughout Queensland. This is achieved through delivering coaching courses and conducting professional development workshops each year.

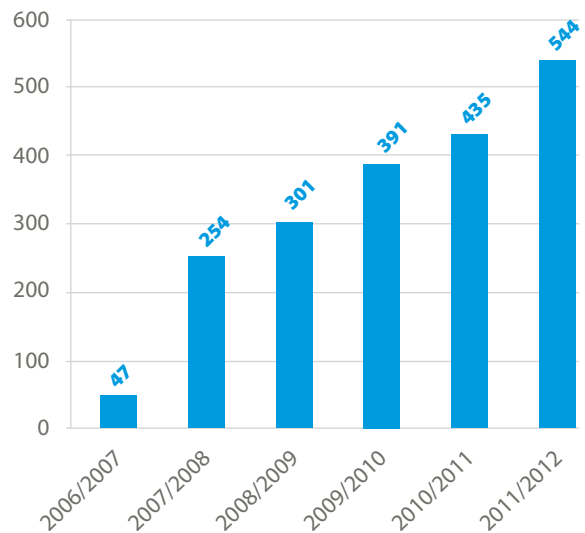
COURSES DELIVERED IN 2011/12

	COURSES	PARTICIPANTS
Introduction to MLC	9	101
Tennis Hot Shots		
Community Coaching Course	3	30
Junior Development Coaching Course	2	38
Club Professional Coaching Course	1	5
Total	15	174

Tennis Australia Coach Membership

Tennis Australia coach member numbers continued to increase in Queensland, with the current number at its highest point of 544 – a 25 per cent increase from 2010/11 and largely due to complimentary membership now being provided to all coaches who participate in any Tennis Australia coaching course. Another new addition to Tennis Australia coach membership was the mandatory introduction of First Aid for qualified members. Therefore, from 1 July 2012, all Tennis Australia coach members must hold a current First Aid certificate to retain their membership, which is another initiative to assist in improving the professionalism of tennis coaches.

Tennis Australia Coach Members in Queensland



Traineeships – Junior Development Coaching Course / Certificate III in Sports Coaching

Tennis Australia has partnered with Smart Connection Training, a Registered Training Organisation, to recognise the Junior Development Coaching Course within the Australian Quality Training Framework (AQTF) as a SIS30710 Certificate III in Sport Coaching. The course is now part of the Vocational Education and Training Sector and allows eligible coaches to access Commonwealth and State funding, for example, Federal funding for Australian apprenticeships (or traineeships). Given Tennis Australia identified the cost barriers associated with formal education, this is an exciting initiative and a step towards making formal coach education more accessible. Tennis Australia is aiming to align all other coaching courses with the AQTF sector in 2013.

Spotlight

Regional Tennis Facilities Program – Construction Complete

In conjunction with the development of the new Queensland Tennis Centre in Brisbane, this innovative funding program (which was initiated by Tennis Queensland and is in partnership with the State Government) jointly made \$10 million available to establish a number of Regional Tennis Centres throughout the state.

With the construction works on all five of these projects now completed, the program has laid the foundations for the revitalisation of tennis in Queensland. The last of these facilities to be physically completed was in Toowoomba, and the centre was officially opened in February 2012. Proposals from prospective professional operators for the facility were sought in late 2011, however no suitable applications were received at the time. A temporary operating arrangement was established until a suitable applicant was secured.

The brief summary for each of these completed projects' are as follows:

Copper City Regional Tennis Centre – Mt Isa

The project consisted of the demolition and reconstruction of two courts at the existing facility to have a total of eight matching Synpave-surfaced courts, plus a much-needed new clubhouse.

Cairns International Tennis Centre

The project consisted of 12 Plexicushion courts, four dedicated Hot Shots mini-courts, and an impressive two-storey clubhouse located on a prominent site within the North Cairns Sporting Reserve.

Townsville Regional Tennis Centre – Kalynda Chase

The project consisted of 10 Plexipave-surfaced courts and a substantial single level clubhouse within the new Kalynda Chase residential estate in Townsville's growing western suburbs. Another two courts are planned to be added in the near future.

Rockhampton Regional Tennis Centre – Victoria Park

The project consisted of the demolition of 20 existing courts at the Victoria Park Tennis Centre, which is adjacent to the Rockhampton CBD, and the construction of 19 new Plexipave-surfaced courts, plus a new single level clubhouse located on the embankment between these banks of new courts.

Toowoomba Regional Tennis Centre – USQ

The project consisted of nine new Plexipave-surfaced courts, plus the upgrading and Plexipave resurfacing of three existing courts, as well as a substantial new two-storey clubhouse at the University of Southern Queensland's campus on the south side of the city. The official opening of this facility was in February 2012, and was closely followed by the inaugural Hutchinson's Toowoomba International Pro Tour event.

According to Tennis Queensland Chief Executive Officer, Cameron Pearson, "these key regional tennis centres are creating increased opportunities for Queenslanders of all ages and abilities to get into tennis".

"They are world class facilities that are not only creating a clear pathway for our champions of the future, they are also providing these regional Queensland communities with access to high quality tennis facilities previously only available in our major metropolitan areas," he said.



Performance

The breeding ground of champions

In 2011/12, Queensland juniors (including AIS Pro-Tour athletes) continued to achieve significant results on the domestic and international tours. Following in the footsteps of 2011 US Open Champion, Samantha Stosur, Queensland's young women made their mark on the tennis landscape, along with some key results from our young male athletes.

Ashleigh Barty

- Winner of three Challenger events (Nottingham, Sydney, Mildura)
- Australian team member – Winner of Junior Federation Cup World Championships
- Queensland Junior Athlete of the Year at the 2011 Queensland Sport Awards
- Winner of 18/U Australian Championships, and Australian Open Wild Card play-off
- Competed in main draw of Australian Open, French Open and Wimbledon

Naiktha Bains

- Winner of three International Tennis Federation 18/U events (New Zealand, Sydney, Gosford)
- Australian team member in Junior Federation Cup World Championships

Lizette Cabrera

- Winner of International Tennis Federation 18/U Event - Denmark
- Finalist of 14/U National Clay Court Championships

Olivia Tjandramulia

- Winner of 14/U National Grass Court Championships
- Finalist of 16/U National Clay Court Championships
- Finalist of International Tennis Federation 18/U event - Indonesia

Priscilla Hon

- Winner of 14/U Australian Championships
- Australian team member in World Junior Tennis finals

Sara Tomic

- Winner of 14/U National Clay Court Championships
- Finalist of two 18/U International Tennis Federation events
- Australian team member in World Junior Tennis finals

Kimberly Birrell

- Australian team member in World Junior Tennis finals

Aleksa Cveticanin

- Winner of 12/U National Clay Court Championships
- Finalist of 12/U National Spring Championships

Ben Mitchell

- Winner of two Pro-Tour events and five finals in 2011/2012

Jason Kubler

- Winner of four Pro-Tour events and four finals in 2011/2012

Oliver Anderson

- Australian team member in World Junior Tennis finals
- Throughout 2011/2012, Queensland athletes featured heavily in Australian teams that toured internationally, including Ashleigh Barty, Naiktha Bains, Priscilla Hon, Sara Tomic, Kimberly Birrell, Aleksa Cveticanin, Kyra Yap, Daniela Kovacevic, Lizette Cabrera, Olivia Tjandramulia, Oliver Anderson, Nathanael Consalvo and Alexander Crnokrak.

Australian Team Championships

12s Girls (fourth place overall)


Aleksa Cveticanin (Brisbane)
Kyra Yap (Brisbane)
Somer Dalla-Bona (Sunshine Coast)
Lisa Ayres (Team Manager)

12s Boys (third place overall)

Alexander Crnokrak (Gold Coast)
Daniel Groundwater (Brisbane)
Adam Walton (Home Hill)
Robert Smeets (Team Manager)

14s Girls (second place overall)

Sara Tomic (Gold Coast)
Priscilla Hon (Brisbane)
Lizette Cabrera (Townsville)
Anthony Richardson (Team Manager)



14s Boys (fifth place overall)

Oliver Anderson (Brisbane)
 Mitchell Harper (Rockhampton)
 Cole Ingram (Gold Coast)
 Mark Draper (Team Manager)

Identify

Talent Development

After a restructure of the Regional Development Coach role, Tennis Australia appointed Ashley Naumann to the newly created role of Coach and Talent Development Manager, commencing in November 2011. Key components of the role include the tracking and monitoring of the leading 12/U athletes from Queensland, as well as helping to develop a strong network of Talent Development coaches.

Talent Development camps continued to be a focal point for the Performance area of the strategic plan. The camps provide opportunities for leading 12/U athletes, and also offer the athletes' parents with further educational opportunities about tennis development. A number of private coaches also attend and assist with camp delivery in addition to taking part in a wide range of on- and off-court professional development activities.

TALENT DEVELOPMENT CAMPS – 2011/2012	ATTENDING ATHLETES	ATTENDING COACHES
State Camp – QTC, Brisbane (Oct, 2011)	31	23
Regional Camp – Home Hill (Oct, 2011)	34	3
Brisbane International Exhibitions (Jan, 2012)	16	4
Regional Camp – Cairns (Oct, 2011)	30	14
Davis Cup Training Camp (Korea Tie) – QTC, Brisbane (April, 2012)	8	2
Inter-Academy Challenge – QTC, Brisbane (April, 2012)	60	20
Regional Camp – Bundaberg (May, 2012)	32	6
National 10/U Camp – AIS, Canberra (May, 2012)	4	2
Total	215	74

An exciting new addition to the Talent Development program in 2012 was the Inter-Academy Challenge, which had 15 teams (each consisting of two boys and two girls) from across Queensland come together for a team competition where 12/U athletes represented their tennis club, centre, academy or region. After two days of fierce competition, Pro-One Tennis Academy from the Gold Coast won the event after overcoming TFP Academy from the Sunshine Coast. Numerous development awards were also given out, including the Ultimate Competitor, Best Team Player, Risk Taker, and Sportsmanship Award.

More than 45 parents attended the Inter-Academy Challenge and participated in sessions conducted by National Academy Sport Psychologist, Jonah Oliver, about fostering competitiveness, and Anthony Ross (PhD Student – Psychology). Robert Barty, who is the father 2011 Wimbledon Junior Champion, Ashleigh Barty, also spoke with parents about their journey to date, and no doubt parents benefitted from his insights. Overall, the event was a great success and will feature again in 2013.

At present, Queensland has 25 Talent Development coaches, and they work closely with the Coach and Talent Development Manager, Ashley Naumann, Coach and Talent Development Coordinator, Derek Burden, and Talent Development Mentor, Gary Stickler.

Train

National Academy – Queensland

The National Academy – Queensland (NAQ) is a highly-focussed collective training environment based out of the Queensland Tennis Centre in Brisbane. Scholarship holders are offered comprehensive on- and off-court programs. In late 2011, the national athlete development criteria underwent some changes, resulting in the removal of associate and partial scholarships and leaving full and wild card scholarships as the entry point to the program.

Both scholarship levels now receive a two-year scholarship period, and the athletes adhere to the Commitment Continuum, which relates to work ethic, attitude, game development, and so on. At the end of the 2011/12 period, National Head Coach, David Hodge, resigned from his position at the NAQ. All other roles continued unchanged:

- Troy Ayres – National Academy Manager
- Anthony Richardson – National Academy Coach
- Mark Draper – National Academy Coach
- Robert Smeets – National Academy Coach
- Grant Jenkins - Strength & Conditioning Coach

Performance

After the devastation of the January 2011 floods, the NAQ training facilities at the Queensland Tennis Centre took the remainder of 2011 to be ready. Once the flood affected areas were reopened, the NAQ had access to Italian clay courts laid to replace the flood damaged clay courts, as well as a new gymnasium. These courts were only possible due to the partnership between Tennis Australia, Tennis Queensland, and the Queensland Government. The rebuilt training facilities are a significant addition to the NAQ program.

In the 2011/12 period, Queensland had the following full scholarship holders:

NAME	SCHOLARSHIP	NATIONAL ACADEMY COACH	PRIVATE COACH
Ebony Panoho	Full	David Hodge	n/a
Naiktha Bains	Full (AIS)	Mark Draper	Matt Limpus/ Gary Stickler
Lizette Cabrera	Full	Anthony Richardson	Wayne Hannah
Priscilla Hon	Full	Anthony Richardson	n/a
Sara Tomic	Full	Mark Draper	Stephen Koon Johnny Stamenovic
Kimberly Birrell	Full	Anthony Richardson	John Birrell, Geoff Masters
Andrew McLeod	Full (AIS Transition)	Robert Smeets	n/a
Mark Richards	Full (AIS Transition)	Robert Smeets	n/a
Oliver Anderson	Full	Mark Draper	Graeme Brimblecombe/ Heath Denman

*Note that all scholarship levels listed are the highest achieved throughout the reporting period by all athletes.

Tennis Queensland Regional Assistance Program

Tennis Queensland provided regional assistance funding to 11 athletes during 2011/12. The program is designed to offer some financial support to regionally-based athletes who meet the National Academy criteria. A revised version of the program is currently under consideration with the Tennis Queensland Board and management team for 2012/13.

Queensland Academy of Sport

The Queensland Academy of Sport (QAS) is a partner of Tennis Queensland Athlete Development, supporting the National Academy. The QAS provides funding to assist with program running costs, access to their world class facilities at their headquarters, and professional development opportunities for the staff.

Transition

Australian Institute of Sport Pro-Tour Program

The Australian Institute of Sport (AIS) Pro-Tour program is the finishing school in the Tennis Australia pathway, and is designed to transition players on to the professional tour. Typically, an AIS Pro-Tour athlete would be on the road for at least 25-30 weeks of the year competing in international level tournaments in a bid to improve their world ranking.

The Queensland athletes in the AIS Pro-Tour Program in 2011 and 2012 include:

ATHLETE	QUEENSLAND RESIDENCE	ATP/WTA/ITF RANKING
Ben Mitchell (2010-2012)	Gold Coast	ATP #249
Jason Kubler (2010-2012)	Brisbane	ATP #309
Maverick Banes (2011)	Gold Coast	ATP #644
Ashleigh Barty (2011-2012)	Springfield, Ipswich	WTA #250
Naiktha Bains (2012)	Brisbane	ITF #174
Isabella Holland (2010-2011)	Brisbane	WTA #259

While the AIS Pro-Tour program is based in Canberra, Ben Mitchell and Jason Kubler are based at the Queensland Tennis Centre, alongside AIS coach, Ben Mathias, and AIS/Davis Cup physiotherapist, Ian Prangley.

Queensland Player Rankings

OPEN			
AR	MEN	AR	WOMEN
1	Bernard Tomic	1	Samantha Stosur
6	Benjamin Mitchell	9	Isabella Holland
10	John-Patrick Smith	10	Ashleigh Barty
13	John Millman	24	Rachael Tredoux
14	Jason Kubler	31	Ashling Sumner
15	Michael Look	32	Ebony Panoho
20	Isaac Frost	38	Elizabeth James
23	Christopher Letcher	49	Lyann Hoang
25	Paul Hanley	54	Andrea Dikosavljevic
28	Maverick Banes	66	Naiktha Bains

18/U			
AR	MEN	AR	WOMEN
102	George Wall	10	Ashleigh Barty
131	Dylan Long	32	Ebony Panoho
133	Louis Ingram	38	Elizabeth James
160	Nicolas Cameron	49	Lyann Hoang
176	Akira Santillan	54	Andrea Dikosavljevic
180	Robert Stirling	66	Naiktha Bains
191	Ryan Sevil	74	Lizette Cabrera
193	Cameron Becker-Jones	75	Charlotte Fuller
203	Oliver Anderson	77	Emily Burns
206	Vini Giufre	78	Sara Tomic

16/U			
AR	MEN	AR	WOMEN
176	Akira Santillan	10	Ashleigh Barty
203	Oliver Anderson	49	Lyann Hoang
225	Koby Jansen	54	Andrea Dikosavljevic
226	Mitchell Robins	66	Naiktha Bains
246	Jordan Marshall	74	Lizette Cabrera
261	Jack Moore	78	Sara Tomic
294	Mitchell Harper	82	Priscilla Hon
301	Samuel Yang-Zhao	108	Olivia Tjandramulia
325	Scott Dawson	112	Jamiee Gilbertson
330	Seth Siriya	122	Andjela Djokovic

14/U			
AR	MEN	AR	WOMEN
203	Oliver Anderson	78	Sara Tomic
337	Jack Walton	82	Priscilla Hon
420	Winter Meagher	147	Kimberley Birrell
481	Nathanael Consalvo	261	Kaylah Mcphee
551	Alexander Crnokrak	274	Sarah Brown
554	Daniel Lane	314	Isabella Franks
573	Lachlan Ferguson	325	Aleksa Cveticanin
594	Adam M Walton	345	Likitha Silapurem
608	Daniel Groundwater	403	Arki Truscott
642	Nikola Crnokrak	418	Grace Dalla-Bona

12/U			
AR	MEN	AR	WOMEN
551	Alexander Crnokrak	439	Kyra Yap
994	Tommy Hamilton	454	Daniela Kovacevic
1060	Dane Sweeny	494	Shan-Ying Barr
1207	Milan Bennett	551	Olivia Gadecki
1444	Patrick Harper	624	Lada Baglaeva
1478	Christopher Lane	626	Olivia Mann
1582	Santokh Bains	693	Uma Nayar
1642	Rocco Taplin	706	Megan Smith
1643	Jayden Court	734	Lily Clements-Markham
1657	Yukimaro Ii	761	Monique Barry

Performance

Tournaments

The Queensland tournament program aims to provide quality competitive opportunities for all participants. As such, Queensland hosts a number of high profile national and international events throughout the year including the Festival of Tennis in Ipswich, International Tennis Federation Junior Events, and a number of Pro Tour events.

Tennis Queensland works with Tennis Australia and clubs to ensure tournaments maintain the spotlight on tennis in Queensland, and also provide spectators with access to quality tennis played by some of the world's top ranked juniors and emerging professionals. Queensland hosted three national championships, four Junior International Tennis Federation events, and five Pro Tour events in 2011/2012. This is a direct result of the world class tennis facilities in Queensland and acknowledges its status as a leading tournament state.

Queensland Tournament Calendar and Sanctioning Process

Each year, clubs and associations can apply to host Australian Money Tournaments, Optus Junior Tour events, Medibank Junior Development Series, and seniors and wheelchair events. The process ensures clubs provide a consistent standard at each tournament, thereby guaranteeing players access to top quality events. Tennis Queensland strives to minimise tournament clashes within regions and aims to provide each tournament with the foundations to succeed.

The beginning of 2012 brought about significant change to Australian ranking events here in Queensland and around Australia, as all moved to a standard based format. This format separates athletes based on ability, with the goal of competitive matches for all.

Tennis Queensland distributed more than 5,000 tournament booklets to players, which contained a detailed tournament calendar and other useful competitor information. The use of Tennis Queensland's online interactive calendar and online entry system continues to increase, with all Australian ranking events now offering online entry to participants.

In 2011/12, 198 sanctioned events were conducted throughout Queensland.

Tennis Queensland Managed Tournaments

In addition to administering the state tournament circuit, Tennis Queensland ran the following:

Rod Laver Queensland Junior Tennis Championships, presented by Tennis & Gear Online

This event is one of the biggest and well-known tournaments in the Optus Junior Tour calendar, and attracted 469 entrants from across Australia and international neighbours in 2011. Tennis Queensland conducted the event using a qualifying/main draw format, which ensured players were separated into divisions depending on their Australian ranking and encouraged competitive tennis from a player's very first match. It also meant each individual had an opportunity to play a minimum of six matches for the event.

Queensland Junior Teams Carnival


One of the few team-oriented Optus Junior Tour events on the National calendar, the carnival gave players in all regions the opportunity to compete for the prestigious Regional Shield. In 2011, the event attracted 342 players from across Queensland and northern New South Wales, and also incorporated an individual event for participants. The tournament offered Australian ranking points for all competitors, with Metropolitan North crowned as the overall winning region for 2011.

Plexipave Queensland Open

The Plexipave Queensland Open is the most prestigious Australian Money Tournament on the Queensland calendar. In 2012, the event attracted 196 players from across Australia, New Zealand, and Asia. Robert Smeets (Brisbane) and Ellen Perez (NSW) were both victorious at the twilight finals event. It was a wonderful gesture when the Men's Singles trophy was re-named the 'Mal Anderson Perpetual Trophy' in honour of Mal's contribution to Queensland tennis, and he also presented the trophy to the winner.

Brisbane Open Age

In April 2011, Tennis Queensland conducted the Brisbane Open Age to coincide with the national clay court titles played in Ipswich. This gave Queensland and interstate players the option to play a circuit of events here in Queensland, and it was successful – 343 players from across Australia took part.



Queensland Closed

The Queensland Closed Junior Championships event was re-introduced in 2011. The event was played on the north side of Brisbane and attracted a quality field of Queensland's leading juniors. The event attracted more than 150 players from around the state and will become a regular fixture on the Tennis Queensland tournament calendar.

Officiating

During the 2011/12 financial year, continued efforts were put into developing the role of a Court Supervisor and understanding the added value this role brings to tournaments. Courses were held in Mt Isa, Ipswich, Townsville and Brisbane, and current referees received both officiating information and opportunities to update their skills. The growth and development of Tennis Queensland's chair and line umpires was also strong, and many of Queensland's top chair and line officials experienced wonderful international opportunities. Subsequently, the Officiating Development Coordinator (QLD) role and responsibilities continued to grow, with the overall goal remaining to increase the number of quality officials servicing Tennis Queensland tournaments.

Tournament Planner and Online Entry

Tournament Planner (TP) was the Tennis Australia tournament software in 2011/12. The program was introduced to clubs in 2009, which were provided with the software and a licence. All Australian ranking tournaments were required to use the program to run and promote their events, and Tennis Queensland conducted five workshops throughout the year to ensure its tournament directors and clubs were familiar and confident with the system.

All tournaments can use Tournament Planner's online entry function to ensure effective and efficient management of events.

Tournament Improvement Program

Sanction fees collected from Australian ranking events are put toward the Tournament Improvement Program fund, which supports a range of different initiatives throughout the year. In the 2011/12 period, some of the funds assisted relevant clubs conducting standard based events and the coach travel assistance program.



Bernard Tomic in action

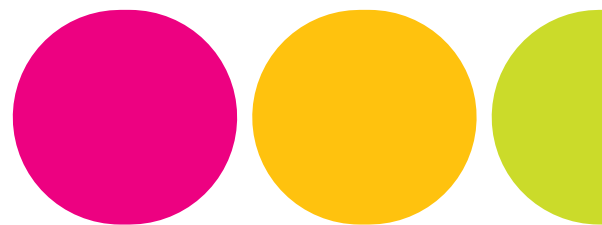
Tournaments Results

Australian Pro Tour

EVENT	WINNER	RUNNER UP	SCORE
Cairns International – Cairns			
Singles Mens	James LEMKE (AUS) (1)	Benjamin MITCHELL (2) (AUS)	6-1 4-6 6-3
Doubles Mens	Brydan KLEIN (AUS)/James LEMKE (AUS) (1)	Jae-Sung An (KOR)/Elbert SIE (INA)	w/o
Singles Womens	Casey DELLACQUA (AUS) (6)	Sandra ZANIEWSKA (POL)	6-4 7-6(3)
Doubles Womens	Ayu-Fani DAMAYATI (INA)/Jessy ROMPIES (INA) (3)	Maria-Fernanda ALVES (BRA)/Samantha MURRAY (GBR)	6-3 6-3
Caloundra International – Caloundra			
Singles Mens	Marinko MATOSEVIC (AUS) (2)	Greg JONES (AUS) (4)	6-0 6-2
Doubles Mens	John PEERS (AUS)/John-Patrick SMITH (AUS)	John Paul FRUTTERO (USA)/Raven KLAASEN (RSA)	7-6(5) 6-4
Hutchinson Builders Toowoomba International – Toowoomba			
Singles Mens	Erik CHVOJKA (CAN) (1)	Ze ZHANG (CHN) (2)	6-4 4-6 7-6(4)
Doubles Mens	Brydan KLEIN (AUS)/Dane PROPOGGIA (AUS) (3)	Luke SAVILLE (AUS)/Andrew WHITTINGTON (AUS)	7-6(4) 6-2
City of Ipswich Tennis International – Ipswich			
Singles Mens	Samuel GROTH (AUS) (5)	Jason KUBLER (AUS) (4)	5-7 6-3 6-2
Doubles Mens	Adam FEENEY (AUS) /Adam HUBBLE (AUS) (3)	Brydan KLEIN (AUS)/Jose STATHAM (NZL)	6-4 6-4
Singles Womens	Sandra ZANIEWSKA (POL) (8)	Ashleigh BARTY (AUS)	7-6(5) 6-1
Doubles Womens	Monique ADAMCZAK (AUS)/Sandra ZANIEWSKA (POL) (4)	Shuko AOYAMA (JPN)/Junri NAMIGATA (JPN)	7-5 6-4
Bundaberg Tennis International – Bundaberg			
Singles Mens	Jason KUBLER (AUS) (5)	John MILLMAN (AUS) (8)	6-4 1-6 6-1
Doubles Mens	James LEMKE (AUS)/Dane PROPOGGIA (AUS) (2)	Adam FEENEY (AUS)/Adam HUBBLE (AUS) (3)	6-3 6-2
Singles Womens	Sandra ZANIEWSKA (POL) (7)	Shuko AOYAMA (JPN)	6-3 6-2
Doubles Womens	Shuko AOYAMA (JPN)/Junri NAMIGATA (JPN)	Sacha JONES (AUS)/Sally PEERS (AUS) (2)	6-1 7-5

Major Queensland Titles

EVENT	WINNER	RUNNER UP	SCORE
2011 Cairns Platinum AMT – Cairns			
Singles Mens	Nick LINDAHL (1)	Callum PUTTERGILL (17)	6-2 6-0
Doubles Mens	Jake WYNAN/Jarred WYNAN (3)	Ethan COKER/Jacob MEREDITH	7-5 7-6(4)
Singles Womens	Katherine WESTBURY (1)	Azra HADZIC (2)	6-1 6-3
Doubles Womens	Cassie GRAMLICK/Elizabeth JAMES (2)	Sinead DISAYA/Karis RYAN (1)	6-3 7-5
2012 Shaw Park Platinum AMT – Shaw Park			
Singles Mens	Robert SMEETS (5)	Nick LINDAHL (2)	6-4 6-2
Doubles Mens	Gareth KEATING/Ciaran MOORE	Stephen GORT/Louis INGRAM (6)	6-2 6-1



Major Queensland Titles (continued)

EVENT	WINNER	RUNNER UP	SCORE
2012 Shaw Park Platinum AMT – Shaw Park			
Singles Womens	Andrea DIKOSAVLJEVIC	Stephanie TAN	1-6 6-4 6-1
Doubles Womens	Zoe HIVES/Ellen PEREZ (3)	Ashley KEIR/Eliza LONG (1)	6-4 6-3
2012 Griffith University Platinum AMT – Griffith University			
Singles Mens	Nick LINDAHL (2)	Isaac FROST (1)	7-6(4) 6-2
Doubles Mens	Lewis MILES/Andrew POUSTIE (2)	Dylan LONG/Mitchell THAMS (5)	6-3 2-6 (11-9)
Singles Womens	Ellen PEREZ (4)	Zoe HIVES	6-7(4) 6-4 6-2
Doubles Womens	Ellen PEREZ/Belinda WOOLCOCK (1)	Zoe HIVES/Eliza LONG (3)	6-3 6-0
2012 Plexipave Queensland Open – QTC			
Singles Mens	Robert SMEETS (4)	Lewis MILES	6-3 6-0
Doubles Mens	Logan MACKENZIE/Peter TRAMACCHI (2)	Lewis MILES/Andrew POUSTIE (1)	6-2 6-1
Singles Womens	Ellen PEREZ (5)	Lyann HOANG (6)	6-7(6) 7-6(7) 6-4
Doubles Womens	Lyann HOANG/Priscilla HON (4)	Cassie GRAMLICK/Elizabeth JAMES (3)	3-6 6-3 (10-3)
2011 University Open Tennis Championships – University of QLD			
Singles Mens	Robert SMEETS (4)	Mark DRAPER (2)	6-3 6-4
Doubles Mens	John JAMES/Gavin VAN PEPERZEEL (4)	Hugh CLARKE/Nick NORTHCOTT (7)	7-5 6-3
Singles Womens	Nao HIBINO (2)	Stephanie TAN (3)	6-3 6-2
Doubles Womens	Athena NATHALIA/Oriana NOWICKI (1)	Sophie ALLEN-FISHER/Jenni LAKE (2)	Withdrawal
2011 Bruce Lynton BMW Rosebowl Championships – Gold Coast			
Singles Mens	Robert SMEETS (4)	Brett HUNTER (3)	6-2 6-3
Doubles Mens	Jared EASTON/Alex SANDERS (1)	Brett HUNTER/Logan MACKENZIE (3)	6-4 7-5
Singles Womens	Shannon GOLDS (1)	Rachael TREDoux (2)	6-2 6-4
Doubles Womens	Shannon GOLDS/Sara TOMIC (3)	Charlotte FULLER/Cassie GRAMLICK (2)	6-4 7-5
2012 Sunshine Coast Open Championships – Kawana			
Singles Mens	Matheson KLEIN (7)	Joel LINDNER (2)	5-7 7-5 6-2
Doubles Mens	Chris O'MARA/Gavin VAN PEPERZEEL (3)	Steven DE WAARD/Scott PUODZIUNAS (1)	3-6 6-3 (10-3)
Singles Womens	Shannon GOLDS (3)	Lyann HOANG (5)	6-1 6-2
Doubles Womens	Cassie GRAMLICK/Nana MIYAKAWA (1)	Annie DONALDSON/Nikita WILLIAMS	6-3 1-6 (10-6)
2012 Toowoomba Hyundai 82nd Easter Gold Cup – Toowoomba			
Singles Mens	Michael LOOK (1)	Steven DE WAARD (6)	6-3 6-4
Doubles Mens	Logan MACKENZIE/Naoki TAKEDA (3)	Jon IRELAND/Peter TRAMACCHI (5)	6-3 6-7(2) (10-8)
Singles Womens	Elizabeth JAMES (3)	Charlotte FULLER (5)	6-1 6-1
Doubles Womens	Shannon GOLDS/Helen PARSONS (1)	Cassie GRAMLICK/Elizabeth JAMES	6-3 7-5
2012 Bundaberg Open Championships – Bundaberg			
Singles Mens	Luke HARVEY	Chris O'MARA	7-5 6-1
Doubles Mens	Jake ALCHIN/Luke HARVEY	Travis DRAGOJLO/Stephen GORT (2)	6-2 7-5
Singles Womens	Andrea DIKOSAVLJEVIC (3)	Ebony PANOHO (2)	1-6 6-2 6-3
Doubles Womens	Lizette CABRERA/Olivia TJANDRAMULIA	Shawnee-Ann BRELSFORD/Ashling SUMNER (2)	6-4 5-7 (10-7)

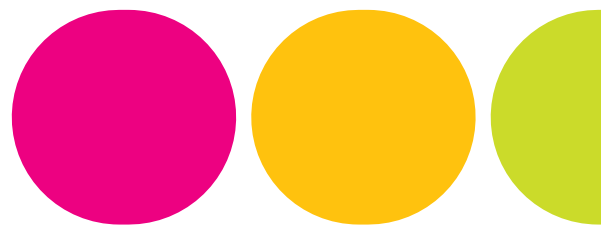
Tournaments Results

Major Queensland Titles (continued)

2012 Ipswich Open Championships – Ipswich				
Singles	Mens	Naoki TAKEDA	Joel LINDNER (1)	6-3 6-2
Doubles	Mens	Travis DRAGOJLO/Stephen GORT (2)	Luke HARVEY/Chris O'MARA	6-4 5-7 (11-9)
Singles	Womens	Lizette CABRERA	Ebony PANOHO (2)	6-0 6-1
Doubles	Womens	Andrea DIKOSAVLJEVIC/Jaimee GILBERTSON (4)	Andjela DJOKOVIC/Breanna TILLY	6-1 6-4
2012 Gladstone Open – Gladstone				
Singles	Mens	Mark DRAPER (5)	Jason ANTONIOLLI (4)	7-6(5) 6-3
Doubles	Mens	Patrick BANNEY/Bradley CLEWS (1)	Damien MARSLAND/Anthony RICHARDSON	3-6 6-1 (10-6)
Singles	Womens	Ebony PANOHO (1)	Renee BINNIE (3)	6-4 6-4
Doubles	Womens	Priscilla HON/Ebony PANOHO (1)	Kimberly BIRRELL/Jaimee GILBERTSON (2)	6-1 6-0
2011 Tennis + Gear Online Rod Laver QLD Junior Championships – QTC				
18/U	Mens	George WALL (4)	Mitchell PRITCHARD (9)	6-1 6-3
16/U	Mens	Robert STIRLING (1)	Oliver ANDERSON (4)	6-3 6-2
14/U	Mens	Cole INGRAM (5)	Seth SIRIYA (1)	6-0 6-3
12/U	Mens	Alexander CRNOKRAK	Adam WALTON (6)	6-3 6-0
10/U	Mens	Brendon SCHULTZ (1)	Eric DE-OLIVEIRA	6-1 6-2
18/U	Womens	Andjela DJOKOVIC (2)	Kalina MORRISS (1)	3-6 6-1 6-3
16/U	Womens	Kimberly BIRRELL (5)	Joanna JURCA	6-2 6-2
14/U	Womens	Sasha BOLLWEG (3)	Sarah BROWN (5)	4-6 6-1 6-1
12/U	Womens	Kyra YAP (7)	Daniela KOVACEVIC	6-3 6-1
10/U	Womens	Monique BARRY (4)	Chelsea GROUNDWATER (7)	6-4 2-6 (10-8)
2011 Head QLD State Age – Rockhampton				
18/U	Mens	Mitchell COOK	Daniel TEYS	6-0 6-0
16/U	Mens	Louis INGRAM (6)	Thomas FANCUTT (4)	7-6(4) 6-4
14/U	Mens	Cole INGRAM (3)	Stuart WINLAW (4)	6-1 6-4
12/U	Mens	Nathanael CONSALVO (4)	Harrison BROWN (1)	6-3 2-6 6-1
10/U	Mens	Thomas WEBER (4)	Max STEWART (3)	6-1 6-4
18/U	Womens	Eden BRUCE	Amy-Lee EVANS	2-6 6-4 7-6(3)
16/U	Womens	Annie DONALDSON (2)	Chanel GRAY (1)	6-4 6-0
14/U	Womens	Olivia TJANDRAMULIA (1)	Natalie ROGERS (2)	6-1 6-1
12/U	Womens	Somer DALLA-BONA (1)	Jemima FRASER (3)	6-3 4-6 7-5
10/U	Womens	Mikayla ZAHIROVIC	Roopa BAINS	6-3 6-2

Representative

2011 Junior Development Series State Finals		
The Ken Hick/Murray Whitbread Trophy: Central Queensland		
AGE GROUP	BOYS	GIRLS
17/U	Cameron BECKER-JONES	Annie DONALDSON
15/U	Mitchell HARPER	Majella NOBILE
13/U	Kennedy TJANDRAMULIA	Brittany ZIPF
11/U	Brendon SCHULTZ	Hillary TJANDRAMULIA



Representative (continued)

2011 Queensland Junior Teams Carnival		
Regional Masters Shield: Metropolitan North		
AGE GROUP	BOYS	GIRLS
17/U	Ryan SIMMONS	Kerry GALHOS
15/U	Mitchell ROBINS	Sammy GIBBS
13/U	Blake CLARKE	Kaylah MCPHEE
11/U	Tommy HAMILTON	Olivia MANN

2011 Qld State Primary School Championships – Rockhampton		
OVERALL TEAM WINNER	BOYS	GIRLS
Metropolitan West	Adam WALTON	Somer DALLA-BONA

2011 National Primary School Championships – Canberra		
Bruce Cup Winner: QLD		
Qld Overall Place: 1st		
	BOYS	GIRLS
	Adam WALTON	Somer DALLA-BONA
	Blake ELLIS	Kyra YAP
	Drue ALLEN (Withdrew from Nationals)	Shan-Ying BARR
	Harrison BROWN	Sally CLARK
	Daniel GROUNDWATER	Jemima FRASER
	Alexander CRNOKRAK	Josephine DOOLEY
	Cameron GREENHILL	Tenika MCGIFFIN
	Daniel BIRAK (Replaced Drue Allen at Nationals)	

2012 Qld State Secondary School Championships – QTC		
OVERALL WINNER	BOYS	GIRLS
Team	South Coast	Met West
Individual	Mark RICHARDS	Andjela DJOKOVIC

2012 National Secondary School Championships – Toowoomba		
Pizzey Cup Winner: NSW		
Qld Overall Place: 2nd		
	BOYS	GIRLS
	Mark RICHARDS	Andjela DJOKOVIC
	Madison Simmons	Kalina MORRISS
	Louis INGRAM	Natalie ROGERS
	Colin Sinclair	Annie DONALDSON
	Ryan SIMMONS	Jemimah WAUGH
	Samuel YANG-ZHAO	Georgia DOBELL
	Lachlan MCPHEE	Sammy GIBBS
	Nic CAMERON	Christy SCOTT

Brisbane International

A world class event for Queensland

“Ready? Play.”

It was these two words the chair umpire spoke just before Grand Slam® champion Francesca Schiavone served the first ball of Brisbane International 2012 on Pat Rafter Arena. This was a momentous occasion. Not because it signalled the 2012 event was underway, but because less than 12 months earlier, the very same base line Schiavone had served from (and most of the surrounding areas of the Queensland Tennis Centre) were devastated by the January 2011 flood.

It was only days following this significant event that the focus turned towards planning for 2012, beginning with the redesign of the player facilities to ensure the experience of our visiting athletes was world-class. Amendments were made in the design to create more space and deliver an environment which was to be the envy of other events. In May, the WTA granted an upgrade to the Brisbane International sanction. The tournament would become a premier event, and subsequently more prize money and ranking points were on offer. It also meant unrestricted access to marquee players.



Samantha Stosur

Shortly after, Maria Sharapova confirmed her intention to begin 2012 in Brisbane. Off the back of a stunning run to the quarter finals at Wimbledon, rising Gold Coast talent, Bernard Tomic, also committed early to playing at his home event.

Launched in October 2011, the Brisbane International 2012 painted Queen Street Mall blue with tennis, unveiling a line-up including former champion Kim Clijsters, local hero and 2011 U.S. Open champion Samantha Stosur, Serbian beauty Ana Ivanovic, and perhaps the best female tennis player of the modern era, Serena Williams. Later that month, the big coup of luring Andy Murray to Brisbane was also complete, meaning the Brisbane International truly had a world class field.

In addition to unveiling the players, it was also revealed two newly-struck trophies would be named in honour of two of Australia's finest tennis players, Roy Emerson and Evonne Goolagong-Cawley. (The Emerson announcement was attended by the best player of all time, Rod 'Rocket' Laver, and a host of other greats at the Queensland Tennis Centre.) Both trophies were taken on tour around Queensland in the later months of the year, with many regional areas combining the trophies visit with a tennis festival to promote the sport, benefits of a healthy lifestyle, and the Brisbane International.

In November 2011, an additional consumer push moved the tournament to Brisbane's Doomben Racecourse for the inaugural Brisbane International race day. As the perfect outing for families with plenty of trackside entertainment, the race day welcomed all Brisbane International 2012 ticket holders with free entry and resulted in a 33 per cent increase to year-on-year attendance.

Event preparations experienced a speed bump in late December, with the withdrawal of Maria Sharapova due to an ankle injury. However, the impact was minimised due to the most impressive player line-up in the event's history. Serena Williams, together with Andy Murray, Kim Clijsters, Bernard Tomic, Sam Stosur, and Ana Ivanovic, all arrived to participate in the Brisbane International. These names, together with the continued investment in entertainment and spectator facilities, made the Queensland Tennis Centre the place to be in January 2012.

There were also several new initiatives introduced to the tournament. Tennis Central provided additional space for the fans, and created an ambience that positioned Brisbane International 2012 as an experience rather than an event. Shade was placed above the grandstands on the show courts providing much needed respite from the elements.



Capacity crowd at Pat Rafter Arena

However, perhaps the most inspiring change to the Brisbane International 2012 was the introduction of Kids Tennis Day. On this day, almost 2000 children (aged between three and 16) entered the Queensland Tennis Centre at no charge, and 14 manicured mini grass courts were filled with kids playing!

On court, the crowd were enthralled. In the women's draw, Kaia Kanepi defeated Daniela Hantuchova in the ladies final, with Evonne Goolagong Cawley welcomed onto Pat Rafter Arena to present the magnificent silver trophy named in her honour. Previous ladies champions who had all reigned supreme at the event in previous years – Victoria Azarenka, Kim Clijsters, and Petra Kvitova – continued to produce outstanding results. This fact will not be lost on Kanepi as she attempts to follow a similar path and become a Grand Slam® champion.

After stopping the run of Bernard Tomic in the semi finals, Andy Murray took the title after defeating Ukraine's Alexandr Dolgoplov in straight sets in the final. In his first appearance at the Brisbane International, Murray did not disappoint. His games continued to get better throughout the week, and he won in a comfortable fashion.

In the doubles, No. 1 seeds, Max Mirnyi and Daniel Nestor, defeated the No. 2 seeds, Jurgen Melzer Philipp Petzschner. The result was a little closer in the ladies doubles, where Nuria Llagostera Vives and Arantxa Parra Santonja defeated Raquel Kops-Jones and Abigail Spears in two tie-break sets.

The event was attended by a record 92,802 people – a 38 per cent increase on the previous year's attendance. The digital

television revolution also arrived, and for the first time every ball hit on Pat Rafter Arena was seen live on 7TWO (excluding the first day session which is not broadcasted). The increased cumulative reach in domestic audience numbers this delivered was significant, with more than 3.9 million viewers tuning in – an increase of 69 per cent from the previous year. Actual broadcast hours were also positively affected, with more than 62 hours of the event watched in homes across Australia. The event was broadcast into 42 countries around the world, demonstrating the appeal of the sport internationally. The website (www.brisbaneinternational.com.au) kept fans updated with the latest news, scores, and player activities, and there were almost 1.3 million unique visitors and more than 2.9 million page views in December 2011 and January 2012. Similarly, the Brisbane International YouTube channel also attracted strong numbers (more than 170,000 people viewed content), and social media (Facebook and Twitter) was abuzz with fans revelling in the unique content and engaging in event discussion.

The feedback from all tournament stakeholders – fans, players, media, governing bodies of the WTA and ATP, sponsors, corporates and more – indicated the Brisbane International 2012 was the best yet. Based on record attendances, television audiences, website visits and significantly, positive player feedback, it's hard to disagree!

Directors' Report

Your directors present this report on Royal Queensland Lawn Tennis Association Ltd ("the Association") for the year ended 30 June 2012.

Directors

The names of each person who has been a director during the year and up to the date of this report are:

Mr K Laffey (President)	Mr R Rolfe
Ms L Taylor (Treasurer)	Mr M Whitbread
Mr M Ford	Mr P Robertson
Mr D Kingston	

Directors have been in office since the start of the financial year to the date of this report unless otherwise stated.

Principal Activities

The principal activity of the Association during the financial year was to manage the sport of tennis in Queensland, through the core business areas of: community tennis, tournaments, player development, technical services, marketing and public relations, finance and administration, and the Queensland Tennis Centre. There were no significant changes to the principal activities of the Association during the year.

The Association's short and long term objectives are to:

- foster increased community engagement through effective communication and enhanced benefits of affiliation and membership.
- develop an increased number of facilities that demonstrate contemporary facility management practices and provides more places to play tennis.
- provide an increased number of opportunities for participation in the sport, and enrich individuals' involvement by enhancing coach development.
- provide an athlete development pathway that utilises a sound talent development framework, best practice training environments, and competitive opportunities.
- provide strong leadership through sound commercial practice and corporate governance.
- achieve these objectives, the company has adopted the following strategies:

Engagement – Increase and improve communication with stakeholders; activate community interest through promotion and events; assist clubs to attract new players and retain existing members; and grow the benefits of affiliation and membership.

Places to play – Support affiliates to develop contemporary and sustainable facility management practices; build more courts in high need and predicted population growth areas; encourage affiliates to upgrade existing facilities; and maximise the utilisation of the Queensland Tennis Centre and Regional Tennis Centres.

Participation – Activate an introduction to tennis for all; provide quality competitive and social opportunities; utilise

schools to grow the participation base; and increase the number of qualified coaches.

Performance – Identify, train and transition Queensland athletes; grow quality competitive opportunities; and develop a world-class talent development network.

Governance – Optimise revenue potential and control costs to maximise the return to Tennis; effectively manage risk; attract, develop and retain quality staff; and ensure best practice company administration.

Governance

The past 12 months have seen the directors focus heavily on governance matters and the need for continual improvement as best practice. During the year, the Board has adopted a Board Charter to assist directors in their duties, as well as individual charters for the Finance and Audit, Risk and Tournament Committees to ensure consistency and alignment with board functions. In addition, the Board established a Communication Reference Group to assist the Board and executive in the vitally important area of communications. It was also pleasing to find that the annual survey of directors has seen an improvement in all areas of board performance and governance in the past 12 months.

Meetings of Directors

During the financial year, eight (8) meetings of directors (including committee meetings) were held. Attendances by each director were as follows:

	(A)	(B)	(C)	(D)
Ken Laffey	8	8	3	3
Mike Ford	8	4		
Doug Kingston	8	8		
Ross Rolfe	8	7		
Leonie Taylor	8	7	3	3
Murray Whitbread	8	8		
Peter Robertson	8	8	3	3

(A) Board meetings eligible to attend.

(B) Board meetings attended.

(C) Finance & Administration/Audit meetings eligible to attend.

(D) Finance & Administration/Audit meetings attended.

The Association is incorporated under the *Corporations Act 2001* and is a company limited by guarantee. If the Association is wound up, the constitution states that each member is required to contribute to a maximum of \$10 each towards any outstanding obligations of the Association. At 30 June 2012, the total amount that members of the company are liable to contribute if the Association is wound up is \$190. (2011: \$200).

Directors' Report

Information on Directors

NAME OF DIRECTOR	QUALIFICATIONS, EXPERIENCE AND SPECIAL RESPONSIBILITIES
Ken Laffey	<ul style="list-style-type: none"> • Director since November 2008, and President since May 2009 • Member from 1998 until 2009 • Past President, Tennis Coaches Australia (Qld) • Past President, Tennis Brisbane • Tennis Centre Owner
Leonie Taylor	<ul style="list-style-type: none"> • Director and Treasurer since May 2010 • Director, Bentleys (Qld) Pty Ltd • Former Director and Chairman, North Qld Bulk Ports Limited • Former Director, Qld Police Citizens Youth Welfare Association Limited
Mike Ford	<ul style="list-style-type: none"> • Director from May 2000 until November 2005, and Director since November 2006 • Member since 1999 • Tennis Australia Councillor in 2005 • President, Tennis Gold Coast • Selector, Tennis Seniors Australia • Director, Australian Sports Clinics • Tennis Australia Seniors representative teams 2004-11
Doug Kingston	<ul style="list-style-type: none"> • Director since November 2009 • Tennis Administrator and promoter since 1978 • Project Implementation Manager, North Queensland Bio-Energy Corporation • Former journalist, sports editor and marketing manager, Townsville Bulletin newspaper
Peter Robertson	<ul style="list-style-type: none"> • Director since November 2010 • Co-founder Saltbush Software (1980 – 1991) • Co-founder Renard Developments Pty Ltd (1990 – Current) • Co-founder Emission Capital Management Ltd (2010 – Current) • Member of St Margaret's School Council (2011 – Current) • Former member and chair of the Brisbane City Works Board (2001 – 2006) • Former member of the Brisbane City Council Business group Board (2003 – 2005)
Ross Rolfe	<ul style="list-style-type: none"> • Director from November 2002 until November 2005, and Director since 2007 • Chair WDS • Chair, CS Energy • Director, Infigen Energy • Managing Director, Lend Lease Resources Infrastructure
Murray Whitbread	<ul style="list-style-type: none"> • Director since November 2009 • Chairperson – Central Regional Assembly since 2005 • Member since 1997

Auditor's Independence Declaration

The lead auditor's independence declaration for the year ended 30 June 2012 has been received and can be found on page 37. Signed in accordance with the resolution of the Board of Directors.



Ken Laffey
PRESIDENT



Leonie Taylor
TREASURER

Brisbane, 8th October 2012.

Directors' Report



AUDITOR'S INDEPENDENCE DECLARATION UNDER S 307C OF THE CORPORATIONS ACT 2001 TO THE DIRECTORS OF ROYAL QUEENSLAND LAWN TENNIS ASSOCIATION LIMITED

As lead audit partner for the audit of the financial report of Royal Queensland Lawn Tennis Association Limited for the year ended 30 June 2012, I declare that to the best of my knowledge and belief, there have been:

- a) No contraventions of the auditor independence requirements of the *Corporations Act 2001* in relation to the audit; and
- b) No contraventions of any applicable code of professional conduct in relation to the audit.

Yours faithfully

Lawler Hacketts Audit

Shaun Lindemann
Partner

Brisbane, 8th October 2012

Lawler Hacketts Audit
ABN 74 971 172 141

www.lawlerhacketts.com.au

Brisbane:
Level 2, 5th Street West
Brisbane QLD 4000 Australia
Telephone: 07 3839 9333
Facsimile: 07 3832 1407
info@lawlerhacketts.com.au

Lawler Hacketts is a member of the
Chartered Accountants Australia

Directors' Report

Declaration by Directors


The directors of Royal Queensland Lawn Tennis Association Ltd ("the Association") declare that:

1. The financial statements and notes, as set out in pages 41–55 are in accordance with the *Corporations Act 2001*, and:-
 - (a) comply with Australian Accounting Standards; and
 - (b) give a true and fair view of the financial position as at 30 June 2012 and of the performance for the year ended on that date of the Association.
2. In the directors' opinion, there are reasonable grounds to believe that the Association will be able to pay its debts as and when they become due and payable.

Signed in accordance with a resolution of the Board of Directors.



Ken Laffey
PRESIDENT



Leonie Taylor
TREASURER

Brisbane, 8 October 2012.

Directors' Report



INDEPENDENT AUDITOR'S REPORT TO THE MEMBERS OF ROYAL QUEENSLAND LAWN TENNIS ASSOCIATION LTD

Report on the Financial Report

We have audited the accompanying financial report of Royal Queensland Lawn Tennis Association Ltd ("the company"), which comprises the statement of financial position as at 30 June 2012, and the statement of comprehensive income, statement of changes in equity and statement of cash flows for the year ended on that date, a summary of significant accounting policies and other explanatory information and the directors' declaration.

Directors' Responsibility for the Financial Report

The directors of the company are responsible for the preparation and of the financial report that gives a true and fair view in accordance with Australian Accounting Standards (including the Australian Accounting Interpretations) and the Corporations Act 2001 and for such internal controls as the directors determine is necessary to enable the preparation of the financial report that is free from material misstatement, whether due to fraud or error.

Auditor's Responsibility

Our responsibility is to express an opinion on the financial report based on our audit. We conducted our audit in accordance with Australian Auditing Standards. Those standards require that we comply with relevant ethical requirements relating to audit engagements and plan and perform the audit to obtain reasonable assurance whether the financial statements are free from material misstatement.

An audit involves performing procedures to obtain audit evidence about the amounts and disclosures in the financial report. The procedures selected depend on the auditor's judgment, including the assessment of the risks of material misstatement of the financial report, whether due to fraud or error. In making those risk assessments, the auditor considers internal control relevant to the entity's preparation of the financial report that gives a true and fair view in order to design audit procedures that are appropriate in the circumstances, but not for the purpose of expressing an opinion on the effectiveness of the entity's internal control. An audit also includes evaluating the appropriateness of accounting policies used and the reasonableness of accounting estimates made by the directors, as well as evaluating the overall presentation of the financial statements.

We believe that the audit evidence we have obtained is sufficient and appropriate to provide a basis for our audit opinion.

Lawler Hacketts Audit
ABN 33 873 151 348

Brisbane
Level 3, 549 Queen Street
Brisbane QLD 4000 Australia

telephone 07 3839 9733
facsimile 07 3832 1407

www.lawlerhacketts.com.au

advice@lawlerhacketts.com.au

Liability limited by a scheme approved
under Professional Standards Legislation

Directors' Report



INDEPENDENT AUDITOR'S REPORT TO THE MEMBERS OF ROYAL QUEENSLAND LAWN TENNIS ASSOCIATION LTD (continued)

Independence

In conducting our audit, we have complied with the independence requirements of the *Corporations Act 2001*.

Auditor's Opinion

In our opinion, the financial report of Royal Queensland Lawn Tennis Association Ltd is in accordance with the *Corporations Act 2001*, including:

- (i) Giving a true and fair view of the company's financial position as at 30 June 2012 and its performance for the year ended on that date; and
- (ii) complying with Australian Accounting Standards and the *Corporations Regulations 2001*.

Matters Relating to the Electronic Presentation of the Financial Report

This auditor's report relates to the financial report of the company for the year ended 30 June 2012 included on the website of the Royal Queensland Lawn Tennis Association Limited. The directors of the company are responsible for the integrity of the website and we have not been engaged to report on its integrity. This audit report refers only to the financial report identified above and it does not provide an opinion on any other information which may have been hyperlinked to or from the financial report. If users of this report are concerned with the inherent risks arising from electronic data communications, they are advised to refer to the hard copy of the audited financial report to confirm the information included in the audited financial report presented on the company's website.

A handwritten signature in cursive script that reads 'Lawler Hacketts'.

Lawler Hacketts Audit

A handwritten signature in cursive script that reads 'S Lindemann'.

**Shaun Lindemann
Partner**

Brisbane, 8th October 2012

Financial Statements

Statement of Comprehensive Income for the year ended 30 June 2012

	NOTES	2012 \$	2011 \$
Revenue from ordinary activities	2	3,309,602	3,333,976
Expenses from ordinary activities			
Player Development		(160,241)	(136,903)
Community Tennis		(1,002,765)	(939,575)
Tournament Program		(348,683)	(282,957)
Technical Services		(216,459)	(220,130)
Marketing and Public Relations		(164,406)	(211,354)
Finance and Administration		(664,926)	(785,136)
Queensland Tennis Centre		(553,170)	(641,426)
Depreciation		(31,987)	(34,806)
		(3,142,637)	(3,252,287)
Surplus from operating activities before income tax expense		166,965	81,689
Revenue from other activities	4	4,758	1,662,842
Expenses from other activities	4	(60,249)	(1,820,947)
Regional Tennis Facilities Program		-	(988,024)
Rental expense for State Tennis Centre		(60,100)	-
Net surplus/(deficit) after other activities before income tax		51,374	(1,064,440)
Income tax expense	1 (b)	-	-
Net surplus/(deficit) after other activities		51,374	(1,064,440)
Other comprehensive income			
Net gain/(loss) on revaluation of available for sale financial assets, net of tax		(188,962)	129,738
Other comprehensive income for the year		(188,962)	129,738
Total comprehensive income for the year attributable to members of the entity		(137,588)	(934,702)

The accompanying notes form part of these financial statements

Financial Statements

Statement of Financial Position as at 30 June 2012

	NOTES	2012 \$	2011 \$
CURRENT ASSETS			
Cash and cash equivalents	5	2,640,563	2,873,814
Trade and other receivables	6	735,920	1,756,552
Financial assets	7	2,237,015	3,151,775
Prepaid expenses	8	85,914	97,830
TOTAL CURRENT ASSETS		5,699,412	7,879,971
NON-CURRENT ASSETS			
Prepaid expenses	9	816,667	856,667
Property, plant and equipment	10	9,076	32,889
TOTAL NON-CURRENT ASSETS		825,743	889,556
TOTAL ASSETS		6,525,155	8,769,527
CURRENT LIABILITIES			
Trade and other payables	11	668,462	2,496,109
Provisions	12	178,067	133,384
Deferred revenue	13	2,211,834	2,539,977
TOTAL CURRENT LIABILITIES		3,058,363	5,169,470
NON-CURRENT LIABILITIES			
Provisions	14	13,906	9,583
TOTAL NON-CURRENT LIABILITIES		13,906	9,583
TOTAL LIABILITIES		3,072,269	5,179,053
NET ASSETS		3,452,886	3,590,474
EQUITY			
Retained surplus		3,465,745	3,414,371
Financial assets reserve		(12,859)	176,103
TOTAL EQUITY		3,452,886	3,590,474

The accompanying notes form part of these financial statements

Financial Statements

Statement of Changes in Equity for the year ended 30 June 2012

2011	RETAINED SURPLUS	FINANCIAL ASSET RESERVE*	TOTAL
Balance at beginning of year	4,478,811	46,365	4,525,176
Net surplus / (deficit) for the year	(1,064,440)	-	(1,064,440)
Other comprehensive income	-	129,738	129,738
Balance at 30 June 2011	3,414,371	176,103	3,590,474
2012			
Balance at beginning of year	3,414,371	176,103	3,590,474
Net surplus / (deficit) for the year	51,374	-	51,374
Other comprehensive income	-	(188,962)	(188,962)
Balance at 30 June 2012	3,465,745	(12,859)	3,452,886

* Financial asset reserve records revaluation increments and decrements (that do not represent impairment write-downs) that relate to financial assets that are classified as available-for-sale

The accompanying notes form part of these financial statements

Statement of Cash Flows for the year ended 30 June 2012

	NOTES	2012 \$	2011 \$
Cash flows from operating activities:			
Receipts from customers/sponsors		4,391,499	2,641,716
Payments to suppliers and employees		(5,514,435)	(4,302,186)
Dividends and interest received		39,848	53,645
Net cash provided/ (used) in operating activities	15(b)	(1,083,088)	(1,606,825)
Cash flows from investing activities:			
Payments for purchases of PP&E		(8,174)	(2,075)
Proceeds from sale of investments		858,011	-
Net cash provided from/(used in) investing activities		849,837	(2,075)
Cash flows from financing activities:			
Repayments for lease liabilities		-	-
Net cash provided from financing activities		-	-
Net increase / (decrease) in cash held		(233,251)	(1,608,900)
Cash and cash equivalents at beginning of year		2,873,814	4,482,714
Cash and cash equivalents at end of year	15(a)	2,640,563	2,873,814

The accompanying notes form part of these financial statements

Financial Statements

Notes to the financial statements for the year ended 30 June 2012

1. Summary of Significant Accounting Policies

The financial statements are for Royal Queensland Lawn Tennis Association Ltd ("the Association") as an individual entity incorporated and domiciled in Australia. Royal Queensland Lawn Tennis Association Ltd is a company limited by guarantee.

a) Basis of Preparation

The financial report is a general purpose financial report that has been prepared in accordance with Australian Accounting Standards (including Australian Accounting Interpretations) and the *Corporations Act 2001*. The Company is a not-for-profit entity for financial reporting purposes under Australian Accounting Standards

Australian Accounting Standards set out accounting policies that the AASB has concluded would result in a financial report containing relevant and reliable information about transactions, events and conditions. Material accounting policies adopted in the preparation of this financial report are presented below and have been consistently applied unless otherwise stated.

The financial report has been prepared on an accruals basis and is based on historical costs, modified, where applicable, by the measurement at fair value of selected non-current assets, financial assets and financial liabilities.

The financial report was authorised for issue on 8th October 2012 by the Directors of the Association.

b) Income Tax

The Association is exempt from income tax under section 50-45 of the Income Tax Assessment Act. Accordingly no provision for income taxes has been made in these financial statements.

c) Revenue recognition

Revenue is measured at the fair value of the consideration received or receivable. Amounts disclosed as revenue are net of returns, trade allowances, rebates and amounts collected on behalf of third parties.

The Association recognises revenue when the amount of revenue can be reliably measured, it is probable that future economic benefits will flow to the entity and specific criteria have been met for each of the Association's activities as described below. The amount of revenue is not considered to be reliably measurable

until all contingencies relating to the sale have been resolved. The Association bases its estimates on historical results, taking into consideration the type of customer, the type of transaction and the specifics of each arrangement.

Revenue is recognised for the major business activities as follows:

Grants

Grant revenue is recognised in the statement of comprehensive income when the entity obtains control of the grant and it is probable that the economic benefits gained from the grant will flow to the entity and the amount of the grant can be measured reliably.

If conditions are attached to the grant which must be satisfied before it is eligible to receive the contribution, the recognition of the grant as revenue will be deferred until those conditions are satisfied.

When grant revenue is received whereby the entity incurs an obligation to deliver economic value directly back to the contributor, this is considered a reciprocal transaction and the grant revenue is recognised in the statement of financial position as a liability until the service has been delivered to the contributor, otherwise the grant is recognised as income on receipt.

Grants from the government and Tennis Australia are recognised at their fair value where there is a reasonable assurance that the grant will be received and the Association will comply with all attached conditions.

Government grants relating to costs are deferred and recognised in the statement of comprehensive income over the period necessary to match them with the costs that they are intended to compensate.

Registration fees

Registration fee revenue is received annually over calendar years, and is recognised in the period it is earned.

Interest Revenue

Interest revenue is recognised using the effective interest rate method, which for floating rate financial assets is the rate inherent in the instrument.

Dividends

Dividends are recognised as revenue when the right to receive payment is established.

Financial Statements

Notes to the financial statements for the year ended 30 June 2012

1. Summary of Significant Accounting Policies (continued)

Other Revenue

Other revenue comprises revenue earned from the provision of products or services and is recognised when the goods are provided, or when the fee in respect of services is receivable.

All revenue is stated net of the amount of goods and services tax (GST).

d) Cash and cash equivalents

Cash includes cash on hand and deposits with an original maturity of three months or less.

e) Financial Instruments

Initial recognition and measurement

Financial assets and financial liabilities are recognised when the entity becomes a party to the contractual provisions to the instrument. For financial assets, this is equivalent to the date that the Association commits itself to either purchase or sell the asset (i.e. trade date accounting is adopted). Financial instruments are initially measured at fair value plus transactions costs except where the instrument is classified 'at fair value through profit or loss' in which case transaction costs are expensed to profit or loss immediately.

Classification and subsequent measurement

Financial instruments are subsequently measured at either fair value, amortised cost using the effective interest rate method or cost. Fair value represents the amount for which an asset could be exchanged or a liability settled, between knowledgeable, willing parties. Where available, quoted prices in an active market are used to determine fair value. In other circumstances, valuation techniques are adopted.

Amortised cost is calculated as:

- (i) the amount at which the financial asset or financial liability is measured at initial recognition;
- (ii) less principal repayments;
- (iii) plus or minus the cumulative amortisation of the difference, if any, between the amount initially recognised and the maturity amount calculated using the effective interest method; and

- (iv) less any reduction for impairment.

The *effective interest method* is used to allocate interest income or interest expense over the relevant period and is equivalent to the rate that exactly discounts estimated future cash payments or receipts (including fees, transaction costs and other premiums or discounts) through the expected life (or when this cannot be reliably predicted, the contractual term) of the financial instrument to the net carrying amount of the financial asset or financial liability. Revisions to expected future net cash flows will necessitate an adjustment to the carrying value with a consequential recognition of an income or expense in profit or loss.

- (i) *Financial assets at fair value through profit or loss*

Financial assets are classified at 'fair value through profit or loss' when they are held for trading for the purpose of short-term profit taking, or where they are derivatives not held for hedging purposes, or when they are designated as such to avoid an accounting mismatch or to enable performance evaluation where a group of financial assets is managed by key management personnel on a fair value basis in accordance with a documented risk management or investment strategy. Such assets are subsequently measured at fair value with changes in carrying value being included in profit or loss.

- (ii) *Loans and receivables*

Loans and receivables are non-derivative financial assets with fixed or determinable payments that are not quoted in an active market and are subsequently measured at amortised cost.

- (iii) *Held-to-maturity investments*

Held-to-maturity investments are non-derivative financial assets that have fixed maturities and fixed or determinable payments, and it is the entity's intention to hold these investments to maturity. They are subsequently measured at amortised cost.

- (iv) *Available-for-sale financial assets*

Available-for-sale financial assets are non-derivative financial assets that are either not capable of being classified into other categories of financial assets due to their nature, or they are designated as such by management. They comprise investments in the equity of other entities where there is neither a fixed maturity nor fixed or determinable payments.

Financial Statements

Notes to the financial statements for the year ended 30 June 2012

1. Summary of Significant Accounting Policies (continued)

(iv) Available-for-sale financial assets (continued)

Available-for-sale financial assets are included in non-current assets, except for those which are expected to be disposed of within 12 months after the end of the reporting period.

They are subsequently measured at fair value with changes in such fair value (i.e. gains or losses) recognised in other comprehensive income (except for impairment losses and foreign exchange gains and losses). When the financial asset is derecognised, the cumulative gain or loss pertaining to that asset previously recognised in other comprehensive income is reclassified into profit or loss.

(v) Financial liabilities

Non-derivative financial liabilities (excluding financial guarantees) are subsequently measured at amortised cost.

Fair value

Fair value is determined based on current bid prices for all quoted investments. Valuation techniques are applied to determine the fair value for all unlisted securities, including recent arm's length transactions, reference to similar instruments and option pricing models.

Impairment

At the end of each reporting period, the entity assesses whether there is objective evidence that a financial instrument has been impaired. In the case of available-for-sale financial instruments, a prolonged decline in the value of the instrument is considered to determine whether an impairment has arisen. Impairment losses are recognised in the statement of comprehensive income.

Derecognition

Financial assets are derecognised where the contractual rights to receipt of cash flows expires or the asset is transferred to another party whereby the entity no longer has any significant continuing involvement in the risks and benefits associated with the asset. Financial liabilities are derecognised where the related obligations are either discharged, cancelled or expired. The difference between the

carrying value of the financial liability, which is extinguished or transferred to another party and the fair value of consideration paid, including the transfer of non-cash assets or liabilities assumed, is recognised in profit or loss.

f) Plant and Equipment

Plant and equipment are measured on the cost basis less depreciation and impairment losses.

The carrying amount of plant and equipment is reviewed annually by directors to ensure it is not in excess of the recoverable amount from these assets. The recoverable amount is assessed on the basis of the expected net cash flows that will be received from the assets employment and subsequent disposal. The expected net cash flows have been discounted to their present values in determining recoverable amounts.

Plant and equipment that have been contributed at no cost, or for nominal cost are valued and recognised at the fair value of the asset at the date it is acquired.

Depreciation

The depreciable amount of all fixed assets including buildings and capitalised lease assets, but excluding freehold land, is depreciated on a straight line basis over the asset's useful life to the entity commencing from the time the asset is held ready for use. Leasehold improvements are depreciated over the shorter of either the unexpired period of the lease or the estimated useful lives of the improvements.

The depreciation rates used for each class of depreciable assets are:

Class of Fixed Asset	Depreciation Rate
Plant and equipment	25% – 33%

g) Leases

Operating leases are leases under which the lessors effectively retain substantially all of the risks and benefits of ownership of lease items. Payments under operating leases are charged as expenses on a straight-line basis over the lease term.

h) Employee entitlements

Provision is made for the Association's liability for employee benefits arising from services rendered by employees to the end of the reporting period. Employee benefits that are expected to be settled within one

Financial Statements

Notes to the financial statements for the year ended 30 June 2012

1. Summary of Significant Accounting Policies (continued)

h) Employee entitlements (continued)

year have been measured at the amounts expected to be paid when the liability is settled. Employee benefits payable later than one year have been measured at the present value of the estimated future cash outflows to be made for those benefits. In determining the liability, consideration is given to employee wage increases and the probability that the employee may not satisfy vesting requirements. Those cash outflows are discounted using market yields on national government bonds with terms to maturity that match the expected timing of cash flows.

i) Trade and Other Payables

Trade and other payables represent the liability outstanding at the end of the reporting period for goods and services received by the Association during the reporting period which remain unpaid. The balance is recognised as a current liability with the amounts normally paid within 30 days of recognition of the liability.

j) Comparative Figures

Where required by Accounting Standards, comparative figures have been adjusted to conform to changes in presentation for the current financial year.

When an entity applies an accounting policy retrospectively, makes a retrospective restatement or reclassifies items in its financial statements, which materially impact the financial performance or position presented, a statement of financial position as at the beginning of the earliest comparative period must be disclosed.

k) Goods and Services Tax (GST)

Revenues, expenses and assets are recognised net of the amount of GST, except where the amount of GST incurred is not recoverable from the Tax Office. In these circumstances, the GST is recognised as part of the cost of acquisition of the asset or as part of an item of the expense. Receivables and payables in the balance sheet are shown inclusive of GST.

Cash flows are presented in the statement of cash flows on a gross basis, except for the GST component of investing and financing activities, which are disclosed as operating cash flows.

l) Impairment of Assets

At the end of each reporting period, the entity reviews the carrying values of its tangible and intangible assets to determine whether there is any indication that those assets have been impaired. If such an indication exists, the recoverable amount of the asset, being the higher of the asset's fair value less costs to sell and value in use, is compared to the asset's carrying value. Any excess of the asset's carrying value over its recoverable amount is expensed to the statement of comprehensive income.

Where the future economic benefits of the asset are not primarily dependent upon the asset's ability to generate net cash inflows and when the entity would, if deprived of the asset, replace its remaining future economic benefits, value in use is determined as the depreciated replacement cost of an asset.

Where it is not possible to estimate the recoverable amount of an assets class, the entity estimates the recoverable amount of the cash-generating unit to which the class of assets belong.

Where an impairment loss on a revalued asset is identified, this is debited against the revaluation surplus in respect of the same class of asset to the extent that the impairment loss does not exceed the amount in the revaluation surplus for that same class of asset.

m) New Accounting Standards for Application in Future Periods

A number of new standards, amendments to standards and interpretations are effective from annual periods beginning after 1 July 2011, and have not been applied in preparing these financial statements. The Associations assessment of the new and amended pronouncements that are relevant to the company but applicable in future reporting periods is set out below:

- AASB 9: Financial Instruments (December 2010) and AASB 2010-7: Amendments to Australian Accounting Standards arising from AASB 9 (December 2010) (applicable for annual reporting periods commencing on or after 1 January 2013).
- These Standards are applicable retrospectively and include revised requirements for the classification and measurement of financial instruments, as well as recognition and derecognition requirements for financial instruments.

Financial Statements

Notes to the financial statements for the year ended 30 June 2012

1. Summary of Significant Accounting Policies (continued)

The key changes made to accounting requirements include:

- simplifying the classifications of financial assets into those carried at amortised cost and those carried at fair value;
- simplifying the requirements for embedded derivatives;
- removing the tainting rules associated with held-to-maturity assets;
- removing the requirements to separate and fair value embedded derivatives for financial assets carried at amortised cost;
- allowing an irrevocable election on initial recognition to present gains and losses on investments in equity instruments that are not held for trading in other comprehensive income. Dividends in respect of these investments that are a return on investment can be recognised in profit or loss and there is no impairment or recycling on disposal of the instrument;
- requiring financial assets to be reclassified where there is a change in an entity's business model as they are initially classified based on: (a) the objective of the entity's business model for managing the financial assets; and (b) the characteristics of the contractual cash flows; and
- requiring an entity that chooses to measure a financial liability at fair value to present the portion of the change in its fair value due to changes in the entity's own credit risk in other comprehensive income, except when that would create an accounting mismatch. If such a mismatch would be created or enlarged, the entity is required to present all changes in fair value (including the effects of changes in the credit risk of the liability) in profit or loss.

The Association has not yet been able to reasonably estimate the impact of these pronouncements on its financial statements.

- AASB 13: Fair Value Measurement and AASB 2011-8: Amendments to Australian Accounting Standards arising from AASB 13 (applicable for annual reporting periods commencing on or after 1 January 2013).

AASB 13 defines fair value, sets out in a single Standard a framework for measuring fair value, and requires disclosures about fair value measurement.

AASB 13 requires:

- inputs to all fair value measurements to be categorised in accordance with a fair value hierarchy; and
- enhanced disclosures regarding all assets and liabilities (including, but not limited to, financial assets and financial liabilities) measured at fair value.

These Standards are not expected to significantly impact the Association.

The Association does not plan to adopt this standard early and the extent of the impact has not been determined.

n) Economic Dependency

The Association receives grant funding from the Queensland State Government and Tennis Australia Limited that forms an integral part of the revenue used by the Association to achieve its short and long term objectives. At the date of this report the Board of Directors has no reason to believe the Queensland State Government and Tennis Australia Limited will not continue to support the Association.

Financial Statements

Notes to the financial statements for the year ended 30 June 2012

2. Revenue

	2012 \$	2011 \$
Operating activities:		
Annual Association registration fees	487,266	461,197
Tournaments and activities receipts, sponsorships, subsidies	2,598,421	2,699,718
Interest and Investment income	223,915	173,061
	3,309,602	3,333,976

3. Expenses

	2012 \$	2011 \$
Surplus / (deficit) before tax includes the following specific expenses:		
Expenses:		
Depreciation of non-current assets		
- Plant and equipment	31,987	34,806
Rental expenses relating to operating leases	103,841	44,170
Employee benefit expenses	1,374,043	1,343,375
Bad and doubtful debts expense	3,717	2,551

4. Revenue/Expenses From Other Activities

	2012 \$	2011 \$
Income		
Regional Tennis Centres	4,758	12,842
Flood fightback plan	-	1,650,000
	4,758	1,662,842
Expenses		
Regional Tennis Centres	59,982	20,947
Flood fightback plan funding	267	1,800,000
	60,249	1,820,947

5. Cash and Cash Equivalents

	2012 \$	2011 \$
Cash on hand	500	500
Cash at bank	2,640,063	2,873,314
	2,640,563	2,873,814

Financial Statements

Notes to the financial statements for the year ended 30 June 2012

6. Trade and Other Receivables

	2012 \$	2011 \$
Trade debtors	615,328	966,026
Sundry debtors	120,592	790,527
	735,920	1,756,552

Due to the short term nature of these receivables, their carrying amount is assumed to approximate their fair value. Trade debtors above is shown net of a provision for impairment of \$3,300 (2011: \$5,037)

7. Financial Assets

	2012 \$	2011 \$
Available-for-sale financial assets:		
Investments at fair value		
- Shares in listed corporations	-	1,556,441
- Fixed interest securities	2,233,993	342,936
- Managed funds	3,022	1,252,398
	2,237,015	3,151,775

8. Prepaid Expenses – Current

	2012 \$	2011 \$
Prepayments	45,914	57,830
Prepayments – State office lease	40,000	40,000
	85,914	97,830

9. Prepaid Expenses – Non Current

	2012 \$	2011 \$
Prepayments – State office lease	816,667	856,667
	816,667	856,667

10. Plant and Equipment

	2012 \$	2011 \$
Plant and Equipment		
Cost	285,525	277,352
Accumulated depreciation	(276,449)	(244,463)
	9,076	32,889

Financial Statements

Notes to the financial statements for the year ended 30 June 2012

10. Plant and Equipment (continued)

Reconciliations of the carrying amounts of each class of property, plant and equipment at the beginning and end of the current financial period as set out below:

	2012 \$	2011 \$
Opening carrying amount	32,889	65,620
Additions	8,174	2,075
Disposals	-	-
Depreciation	(31,987)	(34,806)
Closing carrying amount	9,076	32,889

11. Trade and Other Payables

	2012 \$	2011 \$
Trade creditors	182,255	311,736
Sundry creditors and accruals	486,207	2,184,373
	668,462	2,496,109

Due to the short term nature of these payables, their carrying amount is assumed to approximate their fair value.

12. Current Liabilities – Provisions

	2012 \$	2011 \$
Provision for annual leave	110,205	70,592
Provision for long service leave	67,862	62,792
	178,067	133,384
Analysis of provisions		
Opening balance – 1 July 2011	142,967	
Additional provision raised	84,814	
Amounts used	(35,808)	
Closing balance – 30 June 2012	191,973	

13. Deferred Revenue

	2012 \$	2011 \$
Income Received in Advance	842,943	744,019
Deferred Foundation Funds	199,943	202,183
Deferred RTFP Funds	1,168,957	1,593,775
	2,221,834	2,539,977

Financial Statements

Notes to the financial statements for the year ended 30 June 2012

14. Non-Current Liabilities – Provisions

	2012 \$	2011 \$
Provision for long service leave	13,906	9,583
	13,906	9,583

15. Cash Flow Information

(a) Reconciliation of Cash

Cash at the end of the financial period shown in the statement of cash flows is reconciled to the related items in the balance sheet as follows:

	2012 \$	2011 \$
Cash (Note 5)	2,640,563	2,873,814

(b) Reconciliation of the net deficit after tax to the net cash flows from operations:

Surplus/(deficit) after tax	51,374	(1,064,440)
<i>Changes in assets and liabilities:</i>		
Depreciation	31,987	34,806
Net income on investments (re-invested)	(143,506)	(97,133)
Realised loss on investments	11,293	-
(Increase)/decrease in receivables	1,020,632	(1,618,667)
(Increase)/decrease in prepayments	51,916	15,455
Increase/(decrease) in payables and accruals	(1,827,647)	1,985,757
Increase/(decrease) in provisions	49,006	74,040
Increase/(decrease) in deferred income	(328,143)	(936,643)
Net cash from/(used) in Operating Activities	(1,083,088)	(1,606,825)

16. Capital and Leasing Commitments

(a) Operating Lease Commitments (Premises)

The Association is currently under a 25 year lease agreement in relation to the office premises at the Queensland Tennis Centre, with no further rent payable over the period of the lease. The total rent of \$1,000,000 for the period of the lease was prepaid in 2009 and is being expensed over the period of the lease on a straight line basis, (Refer to notes 8 and 9)

(b) Operating Lease Commitments (Other)

Non cancellable operating lease rentals are payable as follows:

	2012 \$	2011 \$
Less than one year	39,791	36,911
Between one and five years	32,497	60,288
More than five years	-	-
	72,288	97,199

Financial Statements

Notes to the financial statements for the year ended 30 June 2012

17. Financial Risk Management

(a) The Association's principal financial investments comprise cash and cash equivalents, fixed interest securities, and Australian shares.

The Association's investment portfolio, including residual funds held by Perpetual Trustee Company Limited, is managed by an external manager, Godfrey Pembroke. The Association's investment risk relates primarily to credit risk, and interest rate risk, and is managed by:

- diversifying investments both across and within asset classes;
- ensuring investments in the Association's portfolio are approved investments;
- maintaining a disciplined asset allocation process via the identification of an appropriate long term strategic asset allocation, coupled with reviews and rebalancing

The Association does not enter into derivative transactions.

(b) Interest rate risk

The Association's exposure to interest rate risks and the effective weighted interest rates for classes of financial assets and financial liabilities, both recognised and unrecognised at the balance date, are as follows:

2012:

FINANCIAL ASSET	NOTE	FLOATING INTEREST	FIXED INTEREST	NON-INTEREST BEARING	TOTAL
Cash and cash equivalents	5	2,640,063	-	500	2,640,563
Receivables	6	-	-	790,245	790,245
Financial assets	7	74,061	2,016,610	-	2,090,671
Total		2,714,124	2,016,610	790,745	5,521,479
Weighted average interest rate		3.75%	6.09%		
Trade and other payables	11	-	-	748,462	748,462
Total		-	-	748,462	748,462
Weighted average interest rate		-	-	-	-
Net financial asset		2,714,124	2,016,610	42,283	4,773,017

2011:

Cash and cash equivalents	5	2,873,314	-	500	2,873,814
Receivables	6	-	-	1,892,408	1,892,408
Financial assets	7	1,252,398	342,936	1,556,441	3,151,775
Total		4,125,712	342,936	3,449,349	7,917,997
Weighted average interest rate		3.20%	5.75%		
Trade and other payables	11	-	-	2,631,964	2,631,964
Total		-	-	2,631,964	2,631,964
Weighted average interest rate		-	-	-	-
Net financial asset		4,125,712	342,936	817,385	5,286,033

Financial Statements

Notes to the financial statements for the year ended 30 June 2012

17. Financial Risk Management (continued)

At 30 June 2012, if interest rates had moved up or down by 1%, with all other variables held constant, the surplus/(deficit) for the year would have been affected as follows:

	2012 \$	2011 \$
+ 1% (100 basis points) decrease/ (increase)	(27,141)	41,257
- 1% (100 basis points) decrease/ (increase)	27,141	(41,257)

(c) Market risk

Market risk arises from investments in Australian and International equity securities. To limit this risk the Association diversifies its portfolio.

The aggregate net fair values of recognised financial assets and financial liabilities at balance date approximate the carrying values.

(d) Credit risk exposures

The Association's maximum exposure to credit risk at balance date in relation to each class of recognised financial asset is the carrying amount of the assets as indicated in the balance sheet.

(e) Net fair values

The fair values of financial assets and financial liabilities are approximated by their carrying amounts as presented above.

18. Capital Risk Management

Management controls the capital of the Association in order to maintain a good debt to equity ratio, and to ensure that the Association can fund its operations and continue as a going concern. The Association's capital is supported by financial assets. There are no externally imposed capital requirements.

Management effectively manages the Association's capital by assessing the Association's financial risks and adjusting its capital structure in response to changes in these risks and in the market.

There have been no changes to the strategy adopted by management to control the capital of the Association since the previous year.

19. Members' Guarantee

The Association is a company limited by guarantee. There is no authorised or issued share capital. If the Association is wound up, the liability of the members is limited to \$10 each (2011: \$10). As at 30 June 2012 the Association had 19 members (2011: 20).

20. Auditors' Remuneration

	2012 \$	2011 \$
LAWLER HACKETTS AUDIT		
Audit of the financial report	26,000	25,000
	26,000	25,000

The auditors receive no other benefits from the Association.

Financial Statements

Notes to the financial statements for the year ended 30 June 2012

21. Remuneration of Directors

There was no income paid and payable, or otherwise made available in respect of the financial year, to all Directors of Royal Queensland Lawn Tennis Association Ltd, directly or indirectly, from the entity or any related party.

There were seven (7) Directors (2011: 8) in office during the year. The Directors received no remuneration for the services they performed during their time in office.

22. Related Party Disclosures

The names of each person holding position of Director of Royal Queensland Lawn Tennis Association Ltd at any time during the financial year are:

K Laffey, L Taylor, M Ford, D Kingston, R Rolfe, M Whitbread, and P Robertson.

During the year, no other transactions occurred between the Association and member/director-related entities that were not within normal employee, customer or supplier relationships on terms and conditions no more favourable than those available to other employees, customers or suppliers, being the performance of contracts of employment; and the reimbursement of expenses.

There were no amounts of remuneration received or due and receivable by the Directors from the Association.

Key management personnel compensation

Key management personnel are:

Cameron Pearson (Chief Executive Officer), Darren Sibraa (Office Manager), Michael Blomer (Facilities Development Manager), Matt Richards (Marketing and Tournament Manager), and Elia Hill (Community Tennis Manager).

	SALARY \$	SUPER \$	BONUS \$	NON- CASH BENEFITS \$	LONG SERVICE LEAVE PAID \$	TOTAL \$
2012						
Total compensation	476,497	45,541	25,000	-	-	547,038
2011						
Total compensation	522,411	47,241	8,000	-	5,820	583,472

Tennis Australia contribute 50% towards the CEO salary that is included in this note, for work performed as Tournament Director of the Brisbane International event.

23. Events after the Reporting Period

Other than the following, the Directors are not aware of any significant events since the end of the reporting period.

On 15 September 2012, a resolution was passed by the members of the Royal Queensland Royal Tennis Association Limited to amend the constitution of the Association in order to give effect to a new affiliation model. The amendment will allow changes to the way in which clubs and members will become affiliated with the Association. All required forms and notifications have been lodged with ASIC.

24. Entity Details

The registered office of the Association is:
Level 9, 123 Albert Street, Brisbane, QLD 4000

The principal place of business is:
190 King Arthur Terrace, Tennyson, QLD 4105

Financial Statements

Notes to the financial statements for the year ended 30 June 2012



DISCLAIMER

The additional information presented on the following pages is in accordance with the books and records of the Royal Queensland Lawn Tennis Association Ltd, which have been subjected to the auditing procedures applied in our statutory audit of the association for the year ended 30 June 2012. It will be appreciated that our audit did not cover all details of the additional information. Accordingly, we do not express an opinion on such financial information and no warranty of accuracy or reliability is given.

In accordance with our Firm policy, we advise that neither the Firm nor any member or employee of the Firm undertakes responsibility arising in any way whatsoever to any person (other than the association) in respect of such information, including any errors or omissions therein, arising through negligence or otherwise however caused.

A handwritten signature in black ink, appearing to read 'S Lindemann'.

Lawler Hacketts Audit

A handwritten signature in black ink, appearing to read 'S Lindemann'.

**Shaun Lindemann
Partner**

Brisbane, 8th October 2012

Lawler Hacketts Audit
ABN 13 873 151 348

www.lawlerhacketts.com.au

Brisbane
Level 3, 549 Queen Street
Brisbane QLD 4000 Australia
telephone: 07 3839 9733
facsimile: 07 3832 1407
advice@lawlerhacketts.com.au

Liability limited by a scheme approved
under Professional Standards Legislation

Financial Statements

Detailed Income Statement for the year ended 30 June 2012

	2012 \$	2011 \$
OPERATING REVENUE		
Affiliation fees	217,877	238,691
Ball sales	30,230	37,021
Court hire	50,273	38,922
Entry fees	104,264	106,638
Foundation revenue	7,700	-
Fundraising income	2,205	-
Government grants	338,094	438,969
Interest income	39,848	50,901
Investment income	184,067	122,159
Memberships	487,266	461,197
Other grants	27,741	103,629
Player contributions	5,461	2,973
Project management income	67,001	13,208
Rental income	166,695	179,620
Room hire	97,646	10,879
Sanction fees	37,680	47,628
Sponsorship	245,057	191,846
Sundry income	864	4,437
TA grants & contributions	1,184,863	1,284,105
Ticket sales	14,770	1,153
TOTAL REVENUE	3,309,602	3,333,976
LESS OPERATING EXPENSES		
Advertising & promotions	72,225	60,113
Allowances paid	1,473	30,302
Audit fees	36,791	22,137
Bad debts	3,717	2,552
Ball purchases	32,146	45,787
Bank charges	1,421	1,003
Cleaning	45,762	57,468

Financial Statements

Detailed Income Statement for the year ended 30 June 2012 (continued)

	2012 \$	2011 \$
LESS OPERATING EXPENSES (continued)		
Club grants	17,772	20,000
Computer expenses	4,835	1,175
Conferences & forums	72,109	42,350
Consultancy	49,716	35,373
Council rates	25,545	27,676
Court hire	87,382	85,571
Court supervisor expenses	3,567	3,645
Depreciation	31,987	34,806
Development initiatives	157,619	97,305
Electricity	76,783	116,505
Exhibition tours	23,537	29,803
FBT	11,301	4,504
Foundation expenses	7,700	4,472
Functions	76,350	-
Insurance	39,791	45,349
Legal fees	86,839	95,102
Memorabilia storage & development	5,908	4,354
Loss on sale of investments	11,293	-
National Academy expenses	2,212	691
Payroll Tax	6,289	9,353
Photocopier expenses	8,182	10,699
Postage & courier	26,518	22,250
Printing	38,362	59,817
Prize money & trophies	88,552	80,872
Referees	12,330	20,998
Regional Initiative Program	60,996	64,021
Regional Participants Grants	23,968	22,500
Rent	43,001	43,573
Repairs & maintenance	118,762	264,579
Salaries	1,165,111	1,251,135
Security	42,358	16,133
Sponsor servicing	31,983	33,211

Financial Statements

Detailed Income Statement for the year ended 30 June 2012 (continued)

	2012 \$	2011 \$
LESS OPERATING EXPENSES (continued)		
Staff amenities	2,902	5,060
Staff training	755	9,599
Stationery	7,995	8,613
Subscriptions	200	511
Subsidies	68,316	40,300
Sundry expenses	6,906	9,252
Superannuation	91,201	92,240
Telephone	41,216	54,464
Ticket purchases	11,396	10,328
Tournament director expenses	4,487	11,673
Tournament expenses	1,788	6,134
Travel & accommodation	163,120	144,316
Uniforms	4,118	3,374
Workers compensation	4,002	1,923
Xstrata program	82,042	87,316
TOTAL OPERATING EXPENSES	3,142,637	3,252,287
NET SURPLUS / (DEFICIT)	166,965	81,689
PLUS REVENUE FROM OTHER ACTIVITIES		
Regional Centres	4,758	12,842
Flood fightback plan	-	1,650,000
LESS EXPENSES FOR OTHER ACTIVITIES		
Regional Centres	(59,982)	(20,947)
Regional Tennis Facility Program contributions	-	(988,024)
Flood fightback plan	(267)	(1,800,000)
Financial Commitment for State Tennis Centre	(60,100)	-
NET SURPLUS / (DEFICIT) AFTER OTHER ACTIVITIES	51,374	(1,064,440)

Finance & Audit Committee

Chairperson:	Leonie Taylor
Members:	Peter Robertson, Ross Rolfe, Chris Freeman
Staff:	Cameron Pearson, Darren Sibraa

Tournaments Committee

Chairperson:	Murray Whitbread
Members:	Alan Harris, Ross Smythe, Steve Merker
Staff:	Troy Ayres, Matt Richards

Risk Management Committee

Chairperson:	Peter Robertson Leonie Taylor, Mike Ford, Murray Whitbread, Chris Freeman
Members:	Whitbread, Chris Freeman
Staff:	Cameron Pearson, Darren Sibraa

Communications Strategy Reference Group

Chairperson:	Doug Kingston
Members:	Nadeena Whitby
Staff:	Cameron Pearson, Darren Sibraa, Elia Hill

State Selection Committee

Chairperson:	Ashley Naumann
Members:	Graeme Brimblecombe
Staff:	Matt Richards

Disciplinary Tribunal

Chairperson:	Fred Albietz Chris Wlodarczyk, Peter Richards, Trevor
Members:	Fancutt, Bronwyn Draper, Scott Keddy
Staff:	Darren Sibraa

Appeals Committee

Chairperson:	Robert O'Regan Mick Lyons, Don Muller, Daphne Fancutt,
Members:	Dennis Draper

Delegates to Tennis Australia Council

Ken Laffey, Ross Rolfe

Company Members

Far North:	Guy Thomas
North:	Graham Wicks, Alan Harris
Central:	Murray Whitbread, Glenn Vickery
West:	Theresa Braithwaite
Sunshine Coast:	Liz Mellish, Clint Fyfe
Gold Coast:	Mike Ford, Roger Marquass
South:	Ross Smythe Margaret Daniell, Warwick Nicol,
Metropolitan:	Milton Rothman

Non Company Members

President:	Ken Laffey
Treasurer:	Leonie Taylor

State Wide Body Members

Queensland Primary Schools:	Vanette Tobin
Queensland Secondary Schools:	Bob Campbell
Tennis Officials Australia – Qld:	Vince Robertson

Life Members

Col Blatch
Bill Peel
Frank Hennessy
Vanette Tobin
Mal Anderson
Maurice Philp
Daphne Fancutt
Trevor Fancutt
Chris Freeman
Ross Rolfe
Vic Bayer
Ashley Cooper

Central Region

Athelstane Tennis Club	Fraser Coast Tennis Association Inc	Association Inc
Baralaba Tennis Club Inc	Gayndah & District Tennis Assoc Inc	Rockhampton Tennis Association Inc
Blackwater Tennis Association Inc	Gladstone District Tennis Association Inc	Rosendale Tennis Club Inc
Bundaberg & District Junior Tennis Association Inc	Hervey Bay & District Tennis Association Inc	SunCity Sports Club Inc
Bundaberg & District Tennis Association Inc	Isis Tennis Club	Tannum Sands Tennis Association Inc
Bundaberg Seniors Tennis Club Inc	Maryborough & District Jnr Tennis Assoc Inc	Tennis Veterans Rockhampton Association Inc
Callide Valley Tennis Association Inc	Middlemount Community Sports Assoc Inc	Theodore Tennis Association Inc
Dawson Callide Valley Seniors Tennis Association	Monto & District Tennis Association Inc	Yeppoon Tennis Club Inc
Dingo Tennis Club Inc	Moura Tennis Club Inc	Tennis Rockhampton Ltd
Dysart Tennis Club Inc	Mundubbera Tennis Association Inc	Capella Tennis Club Inc
Emerald & District Lawn Tennis Association Inc	Rockhampton Junior Tennis	Tieri Tennis Club Inc
		Victory Tennis Club

Far North Region

Atherton Tennis Club Inc	Edmonton Tennis Club Inc	Port Douglas Tennis Club Inc
Cairns Tennis Club Inc	Freshwater Tennis Club Inc	Ravenshoe Tennis Club Inc
Cardwell Tennis Club Inc	Gordonvale & District Tennis Assoc Inc	Trinity Beach Tennis Club Inc
Clifton Beach Tennis Club Inc	Innisfail District Tennis Association Inc	Tully Tennis and Social Club Inc
Dimbulah Tennis Club Inc	Malanda Tennis Club Inc.	Woree Tennis Club Inc
Earlville Tennis Club Inc	Mareeba Tennis Club Inc	Cairns International Tennis Centre, Lifetime Cairns
Edge Hill Tennis Club Inc	Mission Beach Tennis Club Inc	

Gold Coast Region

Beaudesert & District Tennis Association Inc	Gold Coast Mid-Week Ladies Tennis Association Inc	Pro Experience
Beenleigh Tennis Inc	Gold Coast Seniors Tennis Club Inc	Pro-One Tennis Academy
Breakpoint Tennis	Hope Island Tennis Club	Tallara Tennis Club Inc
Burleigh Heads Tennis Club Inc	Jimboomba Tennis Club Inc	Tamborine Mountain Tennis Club Inc
Currumbin Tennis Club	Labrador Tennis Club Inc	Tennis Gold Coast Inc
Discovery Park Tennis Club Inc	Miami Tennis Club Inc	The Azzura Tennis Club
Emerald Lakes Tennis Centre	Mudgeeraba Tennis Club	Thursday Ladies Tennis Association
Fassifern Tennis Association Inc	Nerang Tennis Club Inc	The Southport School
Gold Coast Albert Junior Tennis Club Inc	Tennis on 11th Inc	Sonic Tennis
	Pimpama Island Tennis Association Inc	Somerset College
		Tennis Blue

Metropolitan Region

Ace Tennis Australia	Ipswich Tennis Centre	Steve & Trish Griffin
Ash Tennis	Karalee Tennis Centre	Sunnybank Tennis Centre
Brisbane Ladies Tennis Association	Kelvin Grove State College	Tall Gums Sports Centre
Brisbane Night Tennis Association Inc	Laff's Mt Gravatt Tennis Centre	Tennis Brisbane
Brisbane Seniors Tennis Club	LifeTime International Pty Ltd	Tennis Ipswich
Brookfield Tennis Centre	Matchpoint Tennis Metropolitan	Tennis Officials Australia Qld Div Inc
Cambridge Tennis	Metropolitan Tennis Association Inc	Tennis Seniors Queensland Association Inc
Coops Racquet Sports	Millman Carindale Tennis Centre	The Gap Health & Racquet Club
Dayboro Tennis Club Inc	Newton Heath Tennis Centre	The University of Queensland Tennis Club
Everton Tennis & Gear	Northside Ladies Tennis Club	Thorneside Community Tennis Association Inc
Fancutts Junior Tennis Club	Pine Country Tennis Centre	University of Queensland Tennis Centre (UQ Sport)
Ferny Hills Tennis Centre	Queensland Catholic Lawn Tennis Assoc Inc	West Brisbane Tennis Centre
Frawley Racquet Club	Queensland Primary Schools Tennis	Woods Tennis Centre
TFP Academy Ipswich Pty Ltd (George Alder Tennis Centre)	Queensland Secondary School Tennis	Wynnum District Lawn Tennis Association Inc
Greater Brisbane Junior Tennis Association Inc	Queensland Tennis Centre (UQ Sport)	Zone Tennis
Griffith University Tennis Centre	Queensland Wheelchair Tennis Association	Springfield Lakes Tennis Club Inc
Haines Tennis	Redcliffe Tennis Association Inc	LifeTime Tennis Brisbane West Pty Ltd
Healthworks Ipswich	Redland Bay Tennis Club Inc	Brookwater & Pat Cash Tennis Club Inc
Ipswich & West Moreton Tennis Association Inc	Redlands Lawn Tennis Association Inc	Malpass Tennis Coaching
Ipswich District Junior Tennis Association Inc	Samford Tennis Club Inc.	Tiger Tennis Club
Ipswich Grammar School	Shaw Park Tennis Centre	
	Sheldon Tennis Centre	
	Sportennis (Le Victor P.L.)	

North Region

Ayr Tennis Association Inc	Home Hill Tennis Association Inc	Tennis Townsville Inc
Bowen Tennis Association Inc	Ingham Tennis Association Inc	Tennis Whitsunday
Calen Tennis Association Inc	Mackay Junior Tennis Association Inc	Valleys Tennis Club Inc
Charters Towers Tennis Club Inc	Mackay Tennis Association Inc	Western Suburbs Tennis Club Inc
Cleveland Tennis Club Inc	Moranbah Tennis Association Inc	Kalynda Chase Tennis Centre, Lifetime Townsville
Collinsville Tennis Club Inc	Proserpine District Lawn Tennis Assoc Inc	
Gloucester Sport & Recreation Association Inc	Sarina & District Tennis Association Inc	

South Region

Allora Tennis Club Inc	Newtown Centrals Tennis Club Inc.	Tara Tennis Club Inc
Cecil Plains Tennis Club Inc	Pittsworth Tennis Club Inc	Taroom Tennis Club Inc
Chinchilla Tennis Association Inc	Range Tennis Club Inc	Toowoomba Tennis Association Inc
Clifton & District Tennis Association Inc	Ravensbourne Sporting Association Inc	Wandoan Tennis Club Inc
Dalby & District Tennis Association Inc	Roma & District Tennis Club Inc	Warwick & District Tennis Association Inc
Gatton Tennis Association Inc	St George Tennis Club Inc	Yuleba Lawn Tennis Club Inc.
Goondiwindi & District Tennis Association Inc	Stanthorpe & District Tennis Association Inc	
Lockyer Tennis Association Inc		

Sunshine Coast Region

Ballinger Park Tennis Club	Kin Kin Tennis Club Inc	Noosaville Tennis Club Inc
Bli Bli Tennis Club Inc	Kingaroy & District Tennis Association Inc	Palmwoods Tennis Club Inc
Caboolture & District Lawn Tennis Association Inc	Kronk Tennis	Peregian Tennis Club Inc
Caloundra Tennis Association Inc	Landsborough Tennis Club Inc	Pomona Tennis Club
Conondale Tennis Club Inc	Maleny Tennis Club	Sunshine Coast Ladies Midweek Tennis Association
Coolum Tennis Club Inc	Mapleton Tennis Club Inc.	Sunshine Coast Tennis Association Inc
Cooroy Tennis Club Inc	Maroochydore Tennis Club Inc	Tennis Veterans Sunshine Coast Association Inc
Eudlo & District Tennis Association Inc	Mooloolaba Tennis Club Inc.	Tewantin Tennis Club Inc
Eumundi Tennis Club Inc	Murgon & District Tennis Association Inc	TFP Academy Sunshine Coast Pty Ltd
Gheerulla Tennis Club	Nambas Tennis Club Inc	The Montville Tennis Club
Glenview Mooloolah Tennis Club Inc	Nambour & District Tennis Association Inc	Verrierdale Tennis Club Inc
Gympie & District Tennis Association	Nambour Heights Progress Association Tennis	Witta Tennis Club Inc
Gympie Cooloola Veterans Tennis Assoc Inc	Noosa District Tennis Association Inc	Woombye Tennis Club Inc
Hyatt Regency Coolum	Noosa Springs (Starco Management Pty Ltd)	Yandina Tennis Club
Imbil Tennis Club	Noosa Tennis Club Inc	Zoran's Tennis Academy
Kandanga Tennis Club		Woolooga Recreational & Hall Welfare Assoc Inc
Kawana Tennis Club Inc		

West Region

Barcaldine Lawn Tennis Club Inc	Longreach Tennis Club Inc	Richmond Tennis Club
Copper City Tennis Club Inc	Morven & District Tennis Club	Tambo Sports Club
Corfield Sports Club Inc	Nebine Community Centre and Sporting Club Inc	Winton Tennis Club
Flinders Tennis Club Inc		

It's a game and it's a passion.

It's an hour of fun and a lifetime commitment.

It's a six year old at primary school and his grandmother at Midweek Ladies.

It's the competition player working on his ITN rating and fourmates slugging it out for bragging rights.

It's a manicured grass court and lines scratched on the beach.

It's a novice hitting a ball against the garden wall and a century of Aussie legends fighting for Davis Cup glory.

It's competing for your Club Championship, striving for the State Title, dreaming of the Australian Open.

It's getting fit with Tennis Workout and pushing the barriers in Wheelchair Tennis.

It's social and it's deadly serious.

It's our National Academies nurturing new Australian talent and lifting standards across the Asia Pacific.

And its coaches like Roche and Cahill guiding our stars to glory.

It's indoor and outdoor.

It's in the schools and on the streets.

It's boys and girls, and it's men and women.

It's all ages, all races, all people everywhere.

It's around the corner and all round the world.

It's cosmopolitan and it's as Australian as Vegemite.

It's made for a sunburnt country, a sport we love so much we play it anywhere and everywhere – in the suburbs, in the bush, in the outback, even on the rooftops of hotels.

It's in our blood, our history, our culture, our hearts.

It's a tradition we pass on to our sons and daughters, who pick up racquets from the time they can walk, bringing forth a new generation of Lavers and Rafter, Courts and Goolagongs.

It's you and me, and it's everyone we know.

It's everybody's sport.

It's the wonderful world of tennis. Australia's favourite.



*Royal Queensland Lawn Tennis
Association Limited trading as
Tennis Queensland*

*190 King Arthur Terrace
Tennyson Qld 4105*

*PO Box 2366
Graceville Qld 4075*

*T+ 61 7 3120 7900
F+ 61 7 3120 7929*

*ABN: 60 009 713 544
ACN: 009 713 544*