



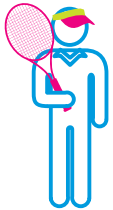
CONTENTS

01	Queensland Tennis by the Numbers
03	President's Report
04	CEO's Report
05	The Tennis Family
09	Tennis Queensland Strategic Plan
11	Engagement
15	Places to Play
19	Participation
23	Performance
23	Player Rankings
27	Tournament Results
31	Brisbane International
33	Directors' Report
36	Auditor's Independence Declaration
38	Declaration by Directors
39	Independent Auditor's Report
41	Financial Statements
59	Sponsors and Partners



QUEENSLAND TENNIS

BY THE NUMBERS



29,695

Individuals joined as Tennis Queensland Registered Players



22,011

Children introduced to tennis through ANZ Tennis Hot Shots



1,330

participants burned millions of calories through Cardio Tennis



341,292

Web users visited Tennis Queensland's websites



29,031

DTL newsletter subscribers




1,920

Followers connected to tennis via social media



5,557

YouTube views on the Qld Tennis channel



105,730

Spectators attended the Brisbane International 2014



4,700

Tennis fans supported the Asia-Pacific Tennis League - Queensland Conference




543

Coach members delivered tennis across the state



336

Coaches qualified via workshops/courses to deliver the sport



265

Major activations were held to promote the sport



256

Clubs/centres/associations affiliated with Tennis Queensland

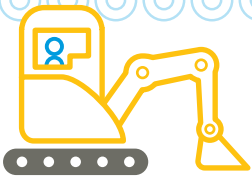
5,987

Players registered to play in tennis competitions




201

Sanctioned tournaments were offered for aspiring athletes



228

New and upgraded tennis courts built



103,771

Students introduced to tennis through their school



19

Players received Queensland scholarships to develop their game

**ATP
WTA**

10

Players ranked inside the Top 500 of the ATP/WTA rankings



7.3M

Estimated investment made in tennis projects

#1

Australian Ranking held by Queensland players



#1 AUSTRALIAN MALE

Bernard Tomic



#1 AUSTRALIAN FEMALE

Sam Stosur

PRESIDENT'S REPORT



With another year passing, it gives me great pleasure to present the President's Report for 2013-14.

Our game is supported by so many stakeholders, all of which are very passionate and proud to be involved. This can be said especially for Tennis Australia and the Queensland Government. The ongoing relationship with Tennis Australia has continued to flourish over the past year and we greatly appreciate their funding and promotion of the game. Our relationship with the government and Stadiums Queensland continues to thrive off the back of their ongoing investment in the Queensland Tennis Centre and grassroots tennis. This relationship is key to the success of tennis in Queensland and the Brisbane International tournament.

Queensland's regional stakeholders need to be recognised for their ongoing efforts in giving people access to our sport. They are the true lifeblood of the sport and give countless hours week in and week out. To all the volunteers who take part in their regional assemblies – we thank you. I'd also like to thank another group of volunteers who make a marked difference to Tennis Queensland; like regional stakeholders, the Board of Directors invests many hours to help move the sport forward. The Board has consistently operated with the utmost of integrity and closely monitored business performance over the last 12 months. I would like to thank each Board member for their time and energy. Alongside the Board, there are a number of people who serve on respective committees and tribunals who also offer their valuable time to assist.

With the dual role of Brisbane International Tournament Director and Tennis Queensland CEO, Cameron Pearson has a very broad scope of responsibilities. I give him my sincere thanks in balancing his role and integrating the sport across professional tennis and community levels.

Special mention must go to John Mullins, Managing Partner for Mullins Lawyers, who aids and assists management with risk, compliance and member protection issues. During this past year John assisted with the company's governance review aiming to make the constitution simpler and more concise. After much consultation with the regions, our company members passed a number of amendments resulting in a better guiding document.

With tens of thousands of players in Queensland enjoying our game I would like to reassure them Tennis Queensland has focused on the sports sustainability and health. One of the best indicators of this has been the increase in affiliated bodies and dramatic climb in registered players (from 16,023 to 29,865). Although only our second year using the revised affiliation model, it has been a resounding success with a total of 256 affiliated bodies this financial year, up from 239 previously.

I am pleased to report the financial stability of the company with reserves at an appropriate level to ensure ongoing viability. Again, we have been able to report a surplus (\$266k) which further solidifies the financial position of the company. In the face of a very conservative marketplace this sound company position needs to be acknowledged.

From a performance perspective, Queensland continues to have strong representation. On the world stage Samantha Stosur, Bernard Tomic and Ashleigh Barty all played in Grand Slams as well as being members of our Davis and Fed Cup teams. Congratulations should also go to Isabella Holland, Jason Kubler, Maverick Banes and Gavin Van Peperzeel, who all won ITF Pro Circuit events.

At a junior level, Queensland won the Bruce Cup 12/under Primary School National Championships. Queensland players

accounted for five of the six team positions for our Junior Davis and Fed Cup teams, with the girls losing a tight final to Russia and the boys finishing third overall.

Going from strength to strength, the Brisbane International 2014 experienced its best year ever. Headlined by arguably the greatest of all time, Roger Federer, enduring Australian star Lleyton Hewitt and global superstars Serena Williams and Maria Sharapova, the event had a record 105,730 spectators attend.

A final thank you goes to the Tennis Queensland staff who take on the day-to-day challenges of making tennis part of life for every Queensland. I truly appreciate their focus and patience to bring our great sport to the masses. As we close out the Tennis Queensland 2012-14 strategic plan I look forward to delivering on new and exciting plans in the future.

Last, but by no means least, I'd like to welcome one of Australia's true tennis champions, Rod Laver to the Tennis Queensland life membership club. Rod recently enjoyed some time back in his home state and received his life membership in a ceremony held during the Brisbane International.

As we continue to seek ways to improve what we do and how we offer our sport, we are always willing to listen to feedback, consult our stakeholders and problem solve solutions, together.

A handwritten signature in black ink, appearing to read 'K. Laffey'. The signature is fluid and cursive.

KEN LAFFEY
President



As Chief Executive Officer, I am delighted to provide this report for the year through to 30 June 2014, which also signified the end of the Tennis Queensland 2011-2014 Strategic Plan.

The core themes within the plan focused on better **Engagement** with the tennis community, building new and upgrading existing **Places to Play**, growing **Participation** through programs, supporting our partners in the delivery of **Performance** programs, and growing and leveraging the **Brisbane International**. These five strategic themes were then underpinned by the guiding principles of good **Governance**.

Contained within this annual report is our performance in relation to this plan.

From a financial perspective, Tennis Queensland reported an operating surplus of \$266k, which is an improved result against budget (\$248k) and the previous financial year of \$63k, demonstrating the determination of the team under the experienced guidance of the Tennis Queensland Board.

Our local tennis communities are the heartbeat of our sport, and I would like to acknowledge the continued efforts of all Queensland tennis clubs, centres, coaches and schools in bringing the enjoyment of tennis to more and more Queenslanders.

Registered player numbers continue to grow, reflecting the success of the new affiliation model. We have now more than doubled registrations through Queensland affiliates in only two years, and the rollout of the new registration program TennisConnect will only continue to enhance this.

With the support and resources provided by Tennis Australia and delivered by our coaches and affiliates, another 23,000 plus Queenslanders experienced tennis as part of our official introductory program, ANZ Tennis Hot Shots as well as Cardio Tennis. These programs have succeeded in providing a fun and easy transition into the game for players of all ages and abilities.

For competitive players, we sanction over 200 tournaments across our tournaments pathway under the guidance of the Tournaments Committee. The team have worked closely with local clubs and associations to ensure quality tournaments were played across all age levels and events. Officiating and behaviour standards were a key focus throughout the year, and under a focused officiating plan we are starting to see improvements in this area. Our flagship junior tournament, the Rod Laver Junior Championships attracted a record 633 players from all states of Australia, as well as thirteen countries abroad. It is truly an iconic event and is the largest and arguably the best junior tournament in Australia – receiving widespread accolades from coaches, parents and players.

Whilst we are heartened by the many clubs that have refurbished hundreds of existing courts – as well as the just on one hundred brand new courts that have been built in the past three years – so many more across Queensland need investment. So our focus on the building of more welcoming facilities and having sustainable clubs will understandably remain.

The Brisbane International again broke attendance records as the fans flocked to see the stars in action. The crowds and interest from leading international players show this event has come a long way in a short time. What I am most proud of however is the continued promotion and integration of grassroots tennis into the event. The Schools Challenge, Queensland Money Race finals, Queensland Wheelchair Open, coaching and athlete development demonstrations, the President's Morning Tea and Suncorp Kids Day are all opportunities for stakeholders, coaches and of course players of all abilities to be part of the Brisbane International fabric, and also for Tennis Queensland to reward and recognise those who contribute so much to the sport of tennis.

This report marks the last for outgoing President Ken Laffey. Ken departs Tennis Queensland because of his election to the Tennis Australia Board, and I know his lifelong involvement and experience in tennis will be an asset to Tennis Australia as it was to Tennis Queensland. His service to Tennis Queensland over such a long period of time has been extraordinary, and I want to extend my sincere thanks and gratitude to Ken for his support to me personally, and also to the entire organisation.

I would also like to thank the Tennis Queensland Board of Directors for their continued guidance and support. We are very fortunate to have such a wealth of diverse experience on our Board who are all united in improving and sustaining the future of tennis in Queensland. The leadership of the Board has been significant in ensuring our financial and strategic plan success.

My thanks also extend to the Tennis Queensland Regional Members and within each Region, club delegates who make our Regional Assemblies function. These selfless groups of volunteers dedicate countless weekends and after-hours time to tennis purely for the love of the game. Your commitment in striving to provide the best tennis experience for local communities does not go unnoticed.

Last but not least I would like to acknowledge the Queensland tennis team, who tirelessly work to provide upmost service to our stakeholders whilst innovating and creating opportunities that will take our sport into the future.

In looking forward, our major focus will be to continue to service our affiliates as well as provide tools to make them more sustainable. We also want to break down barriers to link up more people to tennis, aiming to make connection to our sport simple and desirable, and by doing so connect more people to tennis clubs as well as learn more about a greater number of players. The end result will be knowing more about the people who play, and having a better understanding about how to service these people to ensure they continue to play.

CAMERON PEARSON
Chief Executive Officer

QUEENSLAND TENNIS COMMUNITY



We would like to thank each of the following groups for their tireless dedication to the sport over the past financial year.

Thank you for your passion and commitment.

Board of Directors

Ken Laffey (President)

Leonie Taylor (Treasurer)

Murray Whitbread

Peter Robertson

Alan Harris

Doug Kingston

Ross Rolfe

Mark Bloomfield

Regional Members

Far North Guy Thomas

North Alan Harris, Graham Wicks

Central Glenn Vickery, Murray Whitbread

Sunshine Coast Matthew Deverson, Rob Schmitt

Metropolitan Peter Davis, Warwick Nicol, Milton Rothman

Gold Coast Mike Evans, James Rapkins

South Ross Smythe

West Theresa Braithwaite

Life Members

Col Blatch

Bill Peel

Frank Hennessy

Mal Anderson

Maurice Philp

Daphne Fancutt

Trevor Fancutt

Chris Freeman

Ross Rolfe

Vanette Tobin

Ashley Cooper

Vic Bayer

Rod Laver

State Wide Body Members

Queensland Primary Schools Vanette Tobin

Queensland Secondary Schools Bob Campbell

Tennis Officials Australia - Qld Troy McKernan

Office Bearers-Far North

Chairperson Mike Ernst

Deputy Chairperson/Treasurer Dwain Exner

Secretary Duanne Stonham

Office Bearers-North

Chairperson Graham Wicks

Deputy Chairperson Col Caswell

Treasurer Steve Merker

Secretary Liz Jones

Office Bearers-Central

Chairperson Murray Whitbread

Deputy Chairperson Pat Peach

Treasurer/ Secretary Glenn Vickery

Office Bearers-Sunshine Coast

Chairperson Annie Lyons

Deputy Chairperson Mark Caruana

Treasurer Lyn Brentnall

Office Bearers-Metropolitan

Chairperson Warwick Nicol

Deputy Chairperson Peter Davis

Treasurer Milton Rothman

Office Bearers-Gold Coast

Chairperson Mike Evans

Treasurer Stephen Kua

Secretary Betty-Ann Gain

Office Bearers-South

Chairperson Allen Smythe

Deputy Chairperson Jenny Griggs

Treasurer Ross Smythe

Secretary Donn Bell

Office Bearers-West

Chairperson Theresa Braithwaite

Treasurer/Deputy Chairman Brett Walsh

Secretary Janice Rowlands

Finance & Audit Committee

Leonie Taylor (Chairperson)

Peter Robertson, Ross Rolfe, Mark Bloomfield

Cameron Pearson, Travis Atkinson

Tournaments Committee

Murray Whitbread (Chairperson)

Alan Harris, Ross Smythe, Steve Merker

Travis Atkinson, Matt Richards

Risk Management Committee

Peter Robertson (Chairperson)

Leonie Taylor, Mark Bloomfield, Ross Rolfe

Cameron Pearson, Travis Atkinson

Communications Strategy Reference Group

Doug Kingston (Chairperson)

Nadeena Whitby, Travis Atkinson, Carly Rossi

Staff**Executive**

CEO	Cameron Pearson
Head of Tennis	Travis Atkinson

Administration

Administration Coordinator	Cath Ware
Administration Assistant/Reception	Kobi Blake-Craig

Tournaments

Tournaments & Competitions Manager	Matt Richards
Tournaments & Competitions Coordinator	Travis Dragojlo
Officiating Development Coordinator – QLD	Cheryl Jenkins

Marketing & Communications

Marketing & Communications Coordinator	Carly Rossi
--	-------------

Community Tennis

Community Tennis Manager	Elia Hill
Community Tennis Assistant	Sally Watts
Far North Region Community Tennis Officer	Ryan Coffey
North Region Community Tennis Officer	Sam Bradshaw
Central/West Region Community Tennis Officer	Vacant
Sunshine Coast Region Community Tennis Officer	Tyson Thompson
Metropolitan Region Senior Community Tennis Officer	Leanne Mascall
Metropolitan Region Community Tennis Officer	Michael Sherry
Gold Coast Region Community Tennis Officer	Ellie Ryan
South Region Community Tennis Officer	Rachel Wright

Facilities

Facilities Development Manager	Michael Blomer
--------------------------------	----------------

Club Development

Tennis Projects Manager	Ken Hick
-------------------------	----------

State Selection Committee

Matt Richards (Chairperson)

Ashley Naumann

Graeme Brimblecombe

Disciplinary Tribunal

Fred Albietz (Chairperson)

Chris Wlodarczyk, Peter Richards, Trevor Fancutt, Bronwyn Draper, His Honour Judge Michael Rackemann

Travis Atkinson, Matt Richards

Appeals Committee

Robert O'Regan (Chairperson)

Mike Lyons, Don Muller, Daphne Fancutt, Dennis Draper

Queensland Tennis Centre

Venue Operations Manager	Jon Bonner
Groundsperson	Judd Percy
Apprentice Groundsperson	Callum Bell
Functions Executive	Alexandra Tucker

National Academy

Manager National Academy – Brisbane	Chris Mahony
Head Coach – Brisbane	Brent Larkham
Coaches – Brisbane	Mark Draper
	Anthony Lane
	Adam Carey
	Jamie Morgan
	Anthony Richardson
	Des Tyson
Head Physical Performance Coach – Brisbane	Dirk Spits
Physical Performance Coach – Brisbane	Alex Hynes
Head Physiotherapist	Adam Schumacher

Coach Development

Coach & Talent Development Manager – QLD	Ashley Naumann
Coach & Talent Development Coordinator – QLD	Scott Rawlins
Coach & Talent Development Administrator – QLD	Courtney Haynes

Brisbane International

Commercial Manager	Dan Glass
Operations Manager	Beth Smith
Corporate Sales Manager	Michael Murphy
Ticketing Coordinator	Sharyn Ritchie
Administration Coordinator	Nadine Mammone
Administration Assistant	Vacant

QUEENSLAND TENNIS COMMUNITY



Far North Region

Atherton Tennis Club Inc
Cairns International Tennis Centre - JBT Academy
Cairns Tennis Club Inc.
Cooktown Tennis Club Inc
Earlville Tennis Club Inc
Edge Hill Tennis Club Inc.
Edmonton Tennis Club Inc.
Freshwater Tennis Club Inc
Gordonvale and District Tennis Assoc Inc
Innisfail District Tennis Association Inc
Malanda Tennis Club Inc.
Mareeba Tennis Club Inc
Mission Beach Tennis Club Inc
Port Douglas Tennis Club Inc
Ravenshoe Tennis Club Inc
Trinity Beach Tennis Club Inc
Tully Tennis and Social Club Inc
Woree Tennis Club Inc
Yungaburra Tennis Club Inc

North Region

Ayr Tennis Association Inc
Bowen Tennis Association Inc
Charters Towers Tennis Club Inc
Cleveland Tennis Club Inc
Collinsville Tennis Club Inc
Gloucester Sport & Recreation Association Inc
Home Hill Tennis Association Inc
Ingham Tennis Association Inc
Kalynda Chase Tennis Centre
Mackay & District Tennis Association Inc
Mackay Tennis Association Inc
Moranbah Tennis Association Inc
Proserpine District Lawn Tennis Assoc Inc
Sarina & District Tennis Association Inc
Tennis Townsville Inc
Tennis Whitsunday
Western Suburbs Tennis Club Inc

Central Region

Athelstane Tennis Club
Baralaba Tennis Club Inc
Blackwater Tennis Association Inc
Bundaberg & District Junior Tennis Association Inc
Bundaberg & District Tennis Association Inc
Bundaberg Seniors Tennis Club Inc
Callide Valley Tennis Association Inc
Capella Tennis Club Inc
Dawson Callide Valleys Seniors Tennis Association
Dingo Tennis Club Inc
Dysart Tennis Club Inc
Emerald and District Lawn Tennis Association Inc
Gayndah & District Tennis Assoc Inc
Gladstone District Tennis Association Inc
Hervey Bay & District Tennis Association Inc
Isis Tennis Club
Maryborough & District Jnr Tennis Assoc Inc
Moura Tennis Club Inc
Mundubbera Tennis Association Inc
Rockhampton Junior Tennis Association Inc
Rockhampton Tennis Association Inc
Rossendale Tennis Club Inc
Springsure Tennis Club Inc
SunCity Sports Club Inc
Tannum Sands Tennis Association Inc
Tennis Rockhampton Ltd
Tieri Tennis Club Inc
Yeppoon Tennis Club Inc.

Sunshine Coast Region

Ballinger Park Tennis Club
Bli Bli Tennis Club Inc
Bribie Island Tennis Club Inc
Caboolture & District Lawn Tennis Association Inc
Caloundra Tennis Association Inc
Coolum Tennis Club Inc
Cooroy Tennis Club Inc
Eudlo & District Tennis Association Inc

Eumundi Tennis Club Inc

Gheerulla Tennis Club
Glenview Mooloolah Tennis Club Inc
Gympie & District Tennis Association
Gympie Cooloola Veterans Tennis Assoc Inc
Imbil Tennis Club
Kandanga Tennis Club
Kawana Tennis Club Inc
Kin Kin Tennis Club Inc
Kingaroy & District Tennis Association Inc
Kronk Tennis
Landsborough Tennis Club Inc
Maleny Tennis Club
Mapleton Tennis Club Inc.
Maroochydore Tennis Club Inc
Mooloolaba Tennis Club Inc.
Murgon & District Tennis Association Inc
Nambas Tennis Club Inc
Nambour & District Tennis Association Inc
Nambour Heights Progress Association Tennis Club
Noosa District Tennis Association Inc
Noosa Tennis Club Inc
Noosaville Tennis Club Inc
Palmer Coolum Resort
Palmwoods Tennis Club Inc
Peregian Tennis Club Inc
Pomona Tennis Club
Suncoast Christian College
Sunshine Coast Ladies Midweek Tennis Association
Sunshine Coast Tennis Association Inc
Tennis Veterans Sunshine Coast Association Inc
Tewantin Tennis Club Inc
Witta Tennis Club Inc
Woolooga Recreational & Hall Welfare Assoc Inc
Woombye Tennis Club Inc
Yandina Tennis Club
Zoran's Tennis Academy

Metropolitan Region

Ace Tennis Australia Pty Ltd
Ash Tennis



We thank the below affiliated clubs, centres and associations for providing playing opportunities for Queenslanders in 2013-14

Aspire Tennis Australia
 Brisbane Boys College
 Brisbane Ladies Tennis Association Inc
 Brisbane Night Tennis Association Inc
 Brisbane Seniors Tennis Club
 Brookfield Tennis Centre
 Brookwater Golf & Country Club
 Cambridge Tennis
 Chandler Tennis Centre
 Coops Racquet Sports
 Dayboro Tennis Club Inc
 Everton Tennis & Gear
 Fancutts Junior Tennis Club
 Ferny Hills Tennis Centre
 Frawley Racquet Club
 Fred Daniel Tennis
 Greater Brisbane Junior Tennis Association Inc
 Griffith University Tennis Centre
 Guse's Tennis Centre (Metro Region)
 Haines Tennis
 In Tennis
 Ipswich & West Moreton Tennis Association Inc
 Ipswich District Junior Tennis Association Inc
 Ipswich Grammar School Tennis
 Karalee Tennis Centre
 Kelvin Grove State College
 Laff's Tennis
 LifeTime International Pty Ltd
 Logan Village Falcons All Sports
 Loganlea Tennis Centre
 Malpass Tennis Coaching
 Marsden Tennis Centre
 Northside Ladies Tennis Club
 Park Ridge Tennis Centre
 Pine Country Tennis Centre
 Redcliffe Tennis Association Inc
 Redlands Lawn Tennis Association Inc
 Samford Tennis Club Inc.
 Sandgate and District Youth Tennis Association
 Shaw Park Tennis Centre
 Sheldon Tennis Centre
 Sportennis (Le Victor Pty Ltd/Daily Sporting Pty Ltd)

Springfield Lakes Tennis Club Inc
 Steve & Trish Griffin
 Sunshine Tennis
 Tall Gums Sports Centre
 Tennis Brisbane
 Tennis Ipswich Inc
 Tennis Logan City
 Tennis Seniors Queensland Association Inc
 The Gap Health & Racquet Club
 The QLD Community Lawn Tennis Assoc (QCLTA)
 The University of Queensland Tennis Club Inc
 Thorneside Community Tennis Association Inc
 Top Tennis Academy
 University of Queensland Tennis Centre c/- UQ Sport Ltd
 West Brisbane Tennis Centre
 Woods Tennis
 Wynnum District Lawn Tennis Association Inc

Gold Coast Region

Beaudesert & District Tennis Association Inc
 Beenleigh Tennis Inc
 Breakpoint Tennis
 Burleigh Heads Tennis Club Inc
 Currumbin Tennis Club Inc.
 Discovery Park Tennis Club Inc
 Emerald Lakes Tennis Centre
 Fassifern Tennis Association Inc
 Gold Coast Albert Junior Tennis Club Inc
 Gold Coast Mid-Week Ladies Tennis Association Inc
 Gold Coast Seniors Tennis Club Inc
 Hinterland Tennis Club Inc
 Hope Island Tennis Club Inc
 Jimboomba Tennis Club Inc
 Labrador Tennis Club Inc
 Miami Tennis Club Inc
 Mudgeeraba Tennis Club
 Pimpama Island Sports Association Inc.
 Pro-One Tennis Academy
 Somerset College Tennis Centre
 Sonic Tennis

St Hilda's School (Pure Tennis Academy)
 Tallara Tennis Club Inc
 Tamborine Mountain Tennis Club Inc
 Tennis Gold Coast Inc.
 Tennis on 11th Inc
 The Southport School

South Region

Allora Tennis Club Inc
 Cecil Plains Tennis Club Inc
 Chinchilla Tennis Association Inc
 Clifton & District Tennis Association Inc
 Dalby & District Tennis Association Inc
 Esk Tennis Club Inc
 Gatton Tennis Association Inc
 Goondiwindi & District Tennis Association Inc
 Highfields Tennis Centre
 Lockyer Tennis Association Inc
 Pittsworth Tennis Club Inc
 Range Tennis Club Inc
 Ravensbourne Sporting Association Inc
 Roma & District Tennis Club Inc
 St George Tennis Club Inc
 Stanthorpe & District Tennis Association Inc
 Tara Tennis Club Inc
 Taroomban Tennis Club Inc
 Toowoomba Tennis Association Inc
 Wandoan Tennis Club Inc
 Warwick & District Tennis Association Inc
 Yuleba Lawn Tennis Club Inc

West Region

Barcaldine Lawn Tennis Club Inc
 Blackall Tennis Club Inc
 Copper City Tennis Club Inc
 Flinders Tennis Club Inc
 Longreach Tennis Club Inc
 Mornington Island State School
 Morven & District Tennis Club
 Richmond Tennis Club
 Tambo Sports Club
 Winton Tennis Club

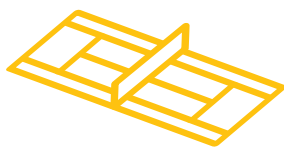
TENNIS QUEENSLAND STRATEGIC PLAN

2011-14



ENGAGEMENT

Connect with tennis



PLACES TO PLAY

More welcoming and sustainable facilities



PARTICIPATION

Tennis for life

1.1 COMMUNICATE

Increase and improve communication with stakeholders

1.2 PROMOTE

Activate community interest through promotion and events

1.3 MORE PLAYERS

Assist clubs attract new players and retain existing members

1.4 MORE BENEFITS

Grow the benefits of affiliation and membership

1.5 CUSTOMERS

Understand who our tennis customers are and what they want from tennis

2.1 BETTER

Support affiliates to develop contemporary and sustainable facility management practices

2.2 MORE

Build more courts in high need and predicted population growth areas

2.3 UPGRADE

Encourage affiliates to upgrade existing facilities

2.4 STATE TENNIS CENTRE

Maximise the utilisation of the Queensland Tennis Centre

2.5 REGIONAL TENNIS CENTRES

Support the Regional Tennis Facilities and help develop best practices

3.1 PLAYING

Activate an introduction to tennis for all

3.2 COMPETITION

Provide quality competitive and social opportunities

3.3 SCHOOLS

Growing the base

3.4 COACHES

More coaches, better coaches



Tennis Queensland's vision is to *make tennis a part of life for every Queenslander.* In order to achieve this vision, six strategic goals have been created.



PERFORMANCE

The breeding ground of champions



BRISBANE INTERNATIONAL

A world-class event for Queensland



GOVERNANCE

Applying best practice to tennis

4.1 ATHLETES

Identify, train and transition athletes

4.2 COMPETING

Grow quality competitive opportunities

4.3 COACHES

Develop a world class Talent Development network

5.1 SUPERSTARS

Attract the best possible players to compete in Brisbane

5.2 PROMOTE

Create a magical spectator experience to maximise attendances

5.3 MORE PLAYERS

Leverage the Brisbane International for tennis in Queensland

6.1 INVESTMENT

Optimise revenue potential and control costs to maximise the return to Tennis

6.2 SUSTAINABILITY

Effectively manage risk

6.3 TEAM

Attract, develop and retain quality staff

6.4 COMPLIANCE

Ensure best practice company administration



Core business units are committed to reaching these strategic goals through specific actions and targets.

1. ENGAGEMENT CONNECT WITH TENNIS



1.1 Creating a Tennis Community

2013 Affiliation and Membership

Affiliation Reform continued into its second year and created an 85% increase in registered players to 31 December 2013. Tennis Queensland reached 100% of the 25,000 registered player target in July and saw further growth to reach 119% of the initial goal by the end of the year. All regions across the state experienced an increase in registered player numbers. The new 'family membership' option assisted with this growth.

Over this past year, the Community Tennis department worked with all Tennis Queensland (TQ) affiliates to develop membership structures for 2014 to grow memberships as well as create more contemporary structures.

There was a significant influx of registered players in the first half of 2014 showing that clubs have embraced these new membership structures. My Tennis, the national registration software platform, has been utilised by the majority of affiliates. With a 35% increase (year on year), and a number of affiliates incorporating the My Tennis registration process into their clubs and associations, this has created efficiencies for administrators.

Community Tennis Officer Program

In 2013-14, Community Tennis Officers (CTOs) visited and engaged with local tennis facilities and coaches to help grow the game by assisting with promotion and delivery of the sport.

Community Tennis Officers are available throughout the year to stakeholders as a resource focused on getting more people to pick up a racquet and play tennis.

Queensland Tennis Awards

To celebrate the year that was, the 2013 Queensland Tennis Awards were held on Saturday 9 November 2013 at Rydges Hotel, South Brisbane. With 220 guests in attendance to honor the finalists in 13 award categories, the Queensland tennis community converged on Brisbane to once again recognise the exceptional performances of Queensland's volunteer community as well as the emerging and professional tennis talent.

Leading the ceremony was the Hon. Jane Prentice who presented the awards for Most Outstanding Tennis Parents, Most Outstanding 35+ Senior Player and Excellence in Officiating. Three time Grand Slam doubles finalist Ashleigh Barty was on hand to receive her Ashley Cooper Medal for Player of the Year. Ashleigh delighted the audience when accepting her award speaking of her journey, successes and future dreams.

1.2 Taking Tennis to the Streets

During the past year, 265 activations were held across Queensland, giving tennis exposure to over 48,000 people. These activations were supported by TQ through prizes, giveaways, marketing support and tennis branded collateral as well as on-site assistance on activation days.



29.6k

players registered to Tennis Queensland during the 2013 calendar year

256

clubs, centres and associations delivered the sport for Queensland communities



265
Tennis activations were held in local Queensland communities to get more Queenslanders to pick up a racquet

1.2.1 Region Activation Snapshot

Region	Major events in financial year period
Far North	<ul style="list-style-type: none"> Cairns Come and Try / LEL Day Edge Hill Tennis In Schools Week Extravaganza Innisfail/Mission Beach/Tully Sign up Day
North	<ul style="list-style-type: none"> Tennis in Schools promotion with the Australian Sports Commission Defence Sport Expo, Townsville Ingham ANZ Tennis Hot Shots Come and Try Day
Central	<ul style="list-style-type: none"> Rockhampton Shopping Centre ANZ Tennis Hot Shots promotion Rockhampton Tennis Open Day CQ Super Sports Fest
Sunshine Coast	<ul style="list-style-type: none"> Cooroy Open Day Maleny Tennis Club Australia Day Open Day Palmer Coolum Open Day Nambour Tennis Club Open Day Mooloolaba Open Day
Metropolitan	<ul style="list-style-type: none"> Tennis Brisbane Finals Day UQ Market Day North Stradbroke Island Come and Try / LEL day NAIDOC Week Celebration Family Fun Day
Gold Coast	<ul style="list-style-type: none"> Jimboomba Tennis Club Christmas Party / Open Day Ormeau Fair
South	<ul style="list-style-type: none"> Dalby Deadly Sports Day Toowoomba Come and Try / LEL Afternoon Deadly Sports Day, Chinchilla
West	<ul style="list-style-type: none"> Longreach Come and Try Day Copper City Tennis Sign on Day, Mt Isa

AO Tennis Blitz

AO Tennis Blitz was the biggest national competition linked to the Australian Open that tennis and Australia had ever seen. A Schools' Lead-In Program was developed by TQ where local Tennis Australia Coach Members, ANZ Tennis Hot Shots Deliverers and CTOs visited local primary and secondary schools to provide them with a 'tennis experience' as well as promote the AO Tennis Blitz competition message.

Within Queensland a total of 20 AO Tennis Blitz activations were held between August and December, encouraging Australians of all ages and tennis abilities to pick up a racquet and join the AO Tennis Blitz.

As part of the competition, towns, schools, clubs, coaches and individual players from all over the country completed over 30,000 challenges earning points for themselves and their town. In the top 'Individual Players' category, eleven-year-old Ethan Phillips from Toogoom (Hervey Bay) was the highest male point's earner nationally and raised \$1,500 for charity partners of the competition.

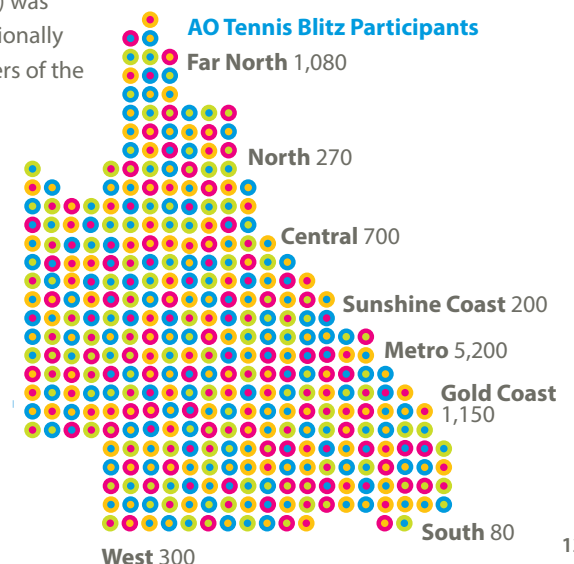
Congratulations to the following clubs and schools who represent Queensland's Top 5.

1.2.2 Top 5 Queensland Clubs

Aus. Rank	Tennis Club/Centre/ Association	Town
5	Hervey Bay & District	Hervey Bay
8	Cooroy Tennis Club	Cooroy
20	All Champs Tennis Academy	Beenleigh
22	Callide Valley	Biloela
35	Pomona	Cooroy

1.2.3 Top 5 Queensland Schools


Aus. Rank	School	Town
3	Kawungan State School	Hervey Bay
7	St Josephs Primary School	Biloela
17	Cooroy State School	Cooroy
23	Somerset College	Mudgeeraba
26	Federal State School	Cooroy



1. ENGAGEMENT CONNECT WITH TENNIS



The ATL - Queensland Conference Show



1.3 Online Engagement

Website

The Tennis Queensland website provided users with the latest news from local tennis communities as well as Queensland successes on the international stage. Our total visits exceeded the annual target for the first time, showing steady growth of interest in the sport.

Mobile engagement accounted for 36% of all users, with record numbers accessing information on the go or on-site at tournaments and tennis events. These statistics demonstrated a trend towards players and spectators using Internet access to enhance their overall experience with tennis.



341K

online users visited the Tennis Queensland website: tennis.com.au/qld

36%

of online users access the site on-the-go from a mobile device (smartphone or tablet)

Social Media

Social platforms created a strong and dynamic conversation with the Queensland tennis audience throughout the year. Facebook, Twitter, Instagram and YouTube were used to share photo and video content, as well as provide quick updates on the world of tennis through the eyes of a Queensland fan.

Down the Line e-Newsletter

In October 2013, Tennis Queensland released a new-look design of the Down the Line e-newsletter that enhanced readability and mobile adaptability. As our main touch point with registered players and tennis fans, the purpose of this monthly resource is to provide an easy-to-read snapshot of the stories, results and news that developed over the previous four weeks, whilst also promoting new benefits, events and competitions for players.



IN FOCUS: THE ATL – QUEENSLAND CONFERENCE SHOW

In November 2013 Tennis Queensland launched the ATL – Queensland Conference Show as a light-hearted, entertainment piece documenting the results and standings of Queensland's Asia-Pacific Tennis League. The show was released on YouTube each week during the conference with Tennis Queensland hosts interviewing players and tennis personalities whilst reviewing and previewing the highlights of the event. The ATL Show received over 1,300 views across the series and created a significant amount of additional conversation on Facebook, Twitter and at each round of the conference.

On average, the Down the Line e-newsletter maintained a 24.5% open rate from a total of 29,000 subscribers, well exceeding the strategic target of 9,000 subscribers by June 2014.

1.4 Developing Tennis Benefits Player Survey

In July 2013, Tennis Queensland released a survey to all current registered players aimed at understanding the demographics of the current tennis customers, their playing habits and what they value from tennis memberships and their place of play. By understanding these characteristics, TQ was able to create more relevant benefits for players and provide affiliated tennis clubs/centres/associations with valuable information about their target market.

Over 1,500 players completed the survey, with a varied mix of age, gender and working status. This representation of Queensland players provided us with 95% accuracy against the entire playing population.

Some main findings from the survey were:

- Playing socially or as part of an organised tournament or competition are the most common ways to play (29% and 28% respectively)
- 45% of respondents feel ticket offers are the most valuable tennis player benefit
- The most important facility feature to respondents was lights to play at night
- The most interesting topic of information was Brisbane International ticket sales
- 86% of respondents prefer to connect to tennis via email communications

After analysing the results from a state level and providing these to clubs, the results were then broken down by region. These were presented to each Regional Assembly to provide further insight into their local players and more confidence in the direction they should take for future growth.

New Resources

The 2014 Affiliate Welcome Pack, provided in April 2014, contained resources to assist affiliates with attracting new players and retaining existing members. Key resources included the 2013 Player Survey Results and the Guide to a Great Club Open Day Manual.

The survey results resource assisted with membership as it provided insight into what players wanted to receive in their membership packages, as well as what benefits they value at their facility. Throughout the document are tips and ideas to guide how affiliates can use the responses and outcomes to better service their local community. By doing so, their club will become more attractive to players and therefore more likely to grow membership.

The Guide to a Great Club Open Day Manual is a step-by-step guide for affiliates looking at ways to boost interest in their club. By running an open day using some of the tips and ideas available in this book, they are more likely to attract more people to their event and convert them into members.

Club Grants and Prizes

As a part of a Tennis Queensland initiative to help clubs improve their facilities and grow their membership base, TQ awarded two \$3,000 grants and one \$4,000 grant at the President's Morning Tea held during the Brisbane International 2014.

This year, the following clubs received funds or equipment through prize draws:

- Grant no. 1 – \$4,000 - The first grant was awarded to a Tennis Queensland affiliate who showed an increase in registration numbers from calendar year 2012 to calendar year 2013. The winner of the prize was West Brisbane Tennis Centre (Metropolitan Region).
- Grant no. 2 & 3 – \$3,000 each - The second and third grants were awarded to Tennis Queensland affiliates who showed an increase in registration numbers from calendar year 2012 to calendar year 2013, however the number of entries each club had in the draw was determined by the increased number of registered players from 2012 to 2013. The winners of these grants were Moranbah Tennis Association Inc. (North Region) and Atherton Tennis Club Inc. (Far North Region).

In addition to these funds, Tennis Queensland granted Charters Towers Tennis Club \$2,000 at the President's Morning Tea in a draw exclusive to Tennis Queensland affiliates who participated in the 2013 early incentive program.

Brisbane International Ticket Benefits

Every day in November a registered player was drawn to win a double pass into Pat Rafter Arena for the Brisbane International 2014. A total of 25 members claimed this prize. This was well received and a great way to give back to the players who signed on during the year.

All Tennis Queensland registered players who were registered by 31 October also went into the draw to win one of two Brisbane International Finals Packages for two people. This finals package included flights, accommodation and tickets to either the men's or women's final.

Winners for 2014 were from the Sunshine Coast and West regions.

- Mr Lachlan Catlin (Sunshine Coast)
- Mr Donal Fahy (West)

Heritage Bank Community Tennis Grants

The Heritage Bank Community Tennis Grants program awarded 23 Tennis Queensland affiliates grants totalling \$28,079 to develop their facilities into more welcoming places to play. The financial contribution from Heritage Bank was increased from \$15,000 in 2013 to \$32,000 for 2014. A commitment between Tennis Queensland and Heritage was agreed upon to award \$28,000 of this sponsorship in club grants, providing \$6,000 more in financial support to affiliates.

After vigorous panel discussion, the following clubs/centres/associations were awarded grants.

1.4.1 2014 Successful Heritage Bank Community Tennis Grant Applicants

Club	Region
Tieri Tennis Club Inc	Central
Bundaberg & District Tennis Association Inc.	Central
Capella Tennis Club	Central
Earlville Tennis Club	Far North
Mission Beach Tennis Club Inc	Far North
Beenleigh Tennis Club	Gold Coast
Beaudesert & District Tennis Assoc	Gold Coast
Gold Coast Seniors	Gold Coast
Currumbin Tennis Club Inc	Gold Coast
Shaw Park Tennis Centre	Metropolitan
University of Queensland Tennis Club	Metropolitan
Ferny Hills Pure Tennis	Metropolitan
Tennis Ipswich	Metropolitan
Samford Tennis Club	Metropolitan
Western Suburbs Tennis Club Inc	North
Sarina & District Tennis Association Inc	North
Toowoomba Tennis Association	South
Roma & District Tennis Club Inc.	South
Nambour & District Tennis Association	Sunshine Coast
Maroochydore Tennis Club Inc	Sunshine Coast
Imbil Tennis Club	Sunshine Coast
Peregian Tennis Club inc	Sunshine Coast
Coolum Tennis Club	Sunshine Coast

2. PLACES TO PLAY MORE WELCOMING AND SUSTAINABLE FACILITIES



2.1 Creating Sustainable and Successful Tennis Facilities

Whilst Tennis Queensland had placed a strong emphasis on building new facilities and upgrading existing centres in recent years, this focus was expanded to ensuring our facilities were well managed and operated during the past financial year. The aim was to have all of the larger and busier facilities working towards becoming financially viable and sustainable in the long term, where they are capable of meeting their own maintenance and resurfacing costs without being reliant on grant funding. This became even more critical with the State Government recently changing their criteria to make projects ineligible for grants if the same funding scope of works was being sought.

The Places to Play team continued to refine and develop a number of tools and resources to make operational reviews as efficient and beneficial as possible for affiliates. Where requested, the team met with affiliates to review their existing range of tennis programs and overall court utilisation as well as their business arrangements and practices.

A total of 60 Club Health Checks (CHCs) were completed by affiliates with the assistance of the Community Tennis team against a target of 55 CHCs for the 2013-14 year.

These checks allowed TQ affiliates to benchmark themselves against similarly sized and located facilities throughout the country and identify the areas that were either performing well or required improvement.

Ten affiliates had their existing facility management models reviewed and assistance provided to update or improve them. A number of these reviews included the development of new or replacement agreements between affiliates and their appointed coach or operator.

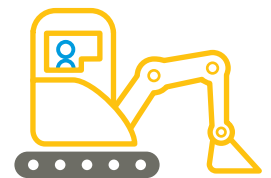
Tennis Facility Upgrades

Some of the more significant upgrade projects completed this year included:

- Queensland Tennis Centre (17 upgraded courts)
- Griffith University Tennis Centre, Mt Gravatt (12 upgraded courts)
- Gold Coast – Albert Juniors Tennis Club (11 upgraded courts)
- Tennis Townsville (8 upgraded courts, 1 rebuilt court)
- Palm Beach – Currumbin State High School / Sonic Tennis (6 upgraded courts)
- Chandler Tennis Centre (4 upgraded courts, 2 rebuilt)
- Gympie – Cooloola Tennis Association (4 upgraded courts)
- Richmond Tennis Club (4 upgraded courts)
- Atherton Tennis Club (4 upgraded courts)
- Bundaberg Juniors Tennis Club (upgraded lighting to 7 courts)

2.2 Queensland Facilities Development Strategy to 2020

Our Facilities Development Strategy for Queensland to 2020 was updated in June 2014 as part of a regular review and update process. This strategy document outlines where Tennis Queensland believes our networks of Regional Tennis Centres and other major tennis facilities should be located or upgraded throughout the state to meet existing and predicted population demographics and taking into account many of our existing significant tennis facilities. This strategy identifies the location of 15 key Regional Tennis Centres in Queensland, of which seven of these have already been developed and many others in various stages of planning.



228

new and upgraded courts

\$7.3M

investment made in tennis projects

Snapshot of Existing Regional Centres

Toowoomba Regional Tennis Centre - USQ

Tennis Operator: BG Tennis (Gavin Wright & Breanna Tilley)

During 2013-14 this centre has conducted very successful Pro Tour events as well as an Australian Money Tournament, Queensland Secondary Schools Championships, Junior Development Series and supported the Toowoomba Gold Cup. The Coaching Program, Fixture Competitions and court hire grew on a weekly basis.

Townsville Regional Tennis Centre – Kalynda Chase

Tennis Operator: Tennis BLAST (Tim Robinson)

On 1 January 2014 Tim Robinson officially became the new Licensed Tennis Operator of the Townsville Regional Tennis Centre – Kalynda Chase. In his first year of operation, Tim grew participation in centre programs as well as general court hire. He sponsored a franchise in the North Tennis League (NTL), which was successful in winning the inaugural competition. Major tennis events hosted during the year included Australian Money Tournament (AMT) and Junior Development Series (JDS) events, plus the centre supported various other regional events.

The other tenant who operated out of this facility was JT Bootcamp who utilised the designated gym spaces at the centre. Both JT Bootcamp and Tennis BLAST worked very well together to ensure the centre operated on a seven day per week basis. There was a degree of crossover between the two businesses to provide a broad range of products for patrons.

Cairns International Tennis Centre

Tennis Operator: JBT Academy (Jared Bruce, Duane Stonham and Mark Wollin)

Under the new operational management team, the centre was well utilised by the local community with great junior and adult programs as well as a comprehensive annual tournament program that included Pro Tour, AMT, JDS events and the Cairns Closed Tournament.

Other tenancy sub-leases at this facility included both the Jade Plus Restaurant on the upper level and Empower Gym/ Personal Trainer business in the dedicated space on the lower level.

Rockhampton Regional Tennis Centre – Victoria Park

Tennis Operator: Tennis Rockhampton Ltd

During 2013-14, Tennis Rockhampton expanded their fixture and social tennis operations to cater for many more tennis enthusiasts within this community. The centre is looking to host events such as Qld Secondary Schools Challenge, Head Qld State Age, Medibank Qld JDS Finals and Town & Country Teams event. For this, they have developed the centre and locked in plans for future improvements. Works completed included the installation of significant shaded areas around the Victoria Park Complex that will be a huge asset during the many events conducted at the centre every year.

Copper City Tennis Club (Mt Isa)


Tennis Manager: Copper City Tennis Club Inc.

Although Copper City does not have a full time operator in place, the centre was run successfully with a good band of club volunteers and a professional coaching program.

The club made some changes to their fixture programs throughout the year, which attracted a good number of players back to the game from the local area.



2. PLACES TO PLAY MORE WELCOMING AND SUSTAINABLE FACILITIES



Queensland Tennis Centre

Tennis Operator: MWS Sports

MWS Sports took over the operations of the Queensland Tennis Centre (QTC) after the relationship between Tennis Queensland and UQ Sport was mutually terminated in January.

Core community tennis services continued throughout the transition through a range of programs including coaching, court hire, organised social play, Cardio Tennis, fixture competitions and tournaments. Despite the change of operator, the last 12 months continued to show modest growth in participation numbers with an emphasis placed on the provision of more junior and social fixture programs.

The annual Brisbane International was again the highlight of 2013-14 with a fantastic field of players led by Roger Federer and a star-studded women's field including Serena Williams, Maria Sharapova and Victoria Azarenka. Attendance figures for the 2014 event smashed the previous record, with 105,730 patrons entering the gates.

In addition to the Brisbane International 2014, the QTC also hosted a Fed Cup semi-final between Australia and Germany during April 2014. The event attracted over 7,500 spectators over two days. Taekwondo Australia held their National Championships at the QTC in October 2013, attracting over 4,000 patrons over four days of competition.

Increased usage of the Queensland Tennis Centre occurred during the year for a variety of additional functions and events outside of the sporting industry. New Creation Ministries, Ray White Real Estate Auctions, Raine and Horne Commercial Real Estate and Uniting Care Community held regular bookings across the year, whilst significant bookings were made by other businesses for one-off events. In July 2013 Boulderstone and Lend Lease hired Pat Rafter Arena for a 10-day interactive workshop and in May 2014 a large charity ball was held for around 600 people.

Tennis Queensland's catering partner, Sustainable Catering Services, assisted with increasing venue usage and catering options. We also worked with MWS Sports to promote more Corporate Days at the QTC, which included a launch in July 2013. This launch saw approximately 50 guests from a number of companies invited to participate in a brief trial of the corporate tennis activity packages. TQ has also become a convention member of Brisbane Marketing to attract more business to the QTC. A team of six staff from Brisbane Marketing toured the facility in July 2013 and provided positive feedback on a number of potential markets for the venue including the use of Pat Rafter Arena for larger conferences.



In 2013-14 the Department of Education developed a select tender list of quality court builders, including Tennis Queensland - Court Tech, to be used by all schools around the state.

Facility Project Developments

Tennis Queensland and Tennis Australia worked to complete Regional Partnership Agreement documents for the eight remaining Regional Tennis Centres to present to the local Councils with a view to having these partnerships in place by the end of 2014.

Considerable work was done with the Sunshine Coast Regional Council on the design of their new Regional Tennis Centre at Caloundra. A tender was awarded to commence the Stage 1 construction works for nine additional new courts at this existing facility. Tennis Queensland provided extensive input into the master planning of this site as well as the detailed design and tender process for this project.

Discussions also continued with the Gold Coast, Logan, Redlands, Moreton Bay, Hervey Bay, Bundaberg, Mackay and Maranoa (Roma) City Councils to progress their planned development of new or upgraded Regional Tennis Centres.

The largest new facility completed in 2013-14 was the construction of six new courts at Miami State High School.

2.3 Tennis Queensland – Court Tech

Tennis Queensland – Court Tech is a registered business within Tennis Queensland that offers a wide range of facilities development advisory and professional consultancy services. This can range from answering simple questions such as clarifying court dimensions and surfacing options through to more technical matters such as lighting design and base construction specifications.

In 2013-14 Tennis Queensland - Court Tech consultancy services were provided on a number of projects involving both new tennis courts and facilities as well as upgrading of existing courts.

New court projects included:

- Providing technical advice to the Brisbane City Council's new Roy Emerson Tennis Centre project at Milton
- The coordination of a master plan to develop 10 new courts at Gold Coast Seniors and Miami Tennis Clubs
- Providing full Project Management for the construction of four new Hot Shots courts at Trinity Beach Tennis Club
- Providing Quantity Surveyor estimates for a number of projects seeking various funding grants

Significant upgrade projects included:

- Fassifern Valley, Beenleigh, Palmwoods and Landsborough Tennis Clubs
- Mitchelton and Jindalee State Schools
- White's Hill State College
- St Dymphna's Primary School.

Some additional consultancy projects during the last year included new multi-purpose and netball courts, as well as a project with Cricket Australia.

The Department of Education developed a select tender list of quality court builders, including Court Tech, to be used by all schools around the state. This, along with Court Tech's discounted project management offer for all state schools and new marketing planned for development, provided a solid platform for new opportunities.

3. PARTICIPATION TENNIS FOR LIFE



3.1 ANZ Tennis Hot Shots

The ANZ Tennis Hot Shots (ANZTHS) program incorporates avenues for clubs, schools and coaches to engage with children of primary school age. A total of 184 deliverers provided ANZTHS experiences throughout the year. The qualifications of these deliverers are represented below:

3.1.1 ANZTHS deliverer qualifications

Coach Qualification	No. of deliverers
Club Professional	115
High Performance	3
Junior Development	56
Level 3	3
Master Club Professional	7
TOTAL	184

ANZTHS in the Community

There were 92 clubs and centres signed up to run and deliver ANZTHS through the nationally recognised Community Play program.

3.1.2 Community Play program regional breakdown

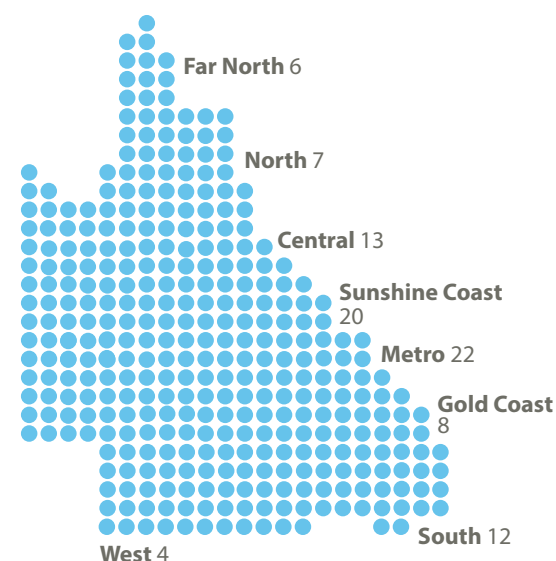
Region	No. of Clubs
Far North	6
North	7
Central	13
Sunshine Coast	20
Metropolitan	22
Gold Coast	8
South	12
West	4
TOTAL	92

Three Queensland Community Play clubs were represented at the Australian Open Community Play Conference. Feedback was provided to TQ by these clubs to assist with the ongoing evolution of the program.

Schools

To date, 103,771 school students from 395 primary schools have been given an ANZTHS experience. During the 2013-14 financial year, 156 schools signed up to the National Schools Partnership Program (NSPP) and an additional 54 school teachers signed on to be Teacher Ambassadors. The following table represents where NSPP schools are situated:

Regional Breakdown of Community Play venues



IN FOCUS: COMMUNITY PLAY

Gloucester Sport & Recreation Association has proven the positive impact of Community Play on tennis in the local area. At the beginning of the financial year, the club had limited resources and minimal tennis activities occurring onsite. The club was at risk of losing members and participants due to the lack of tennis programs available for children. During 2013-14 Gloucester Sport & Recreation Association chose to sign up for Community Play as part of the development of their junior program. They now have players on a regular basis bringing the area to life again with plans to add more tennis activity to the club in the future.



22K

children were introduced to the sport through ANZ Tennis Hot Shots

184

ANZTHS deliverers provided tennis experiences to school-aged children

1.3K

participants joined the fun, music-fuelled tennis workout program, Cardio Tennis

80

deliverers encouraged Queenslanders to pick up a racquet and get moving with Cardio Tennis

3.2 Cardio Tennis

Cardio Tennis experienced another positive year with a total of 80 deliverers offering the program to 1,330 registered participants. From the 80 deliverers, 19 were new to the program in 2013-14. Head tennis coaches, assistant tennis coaches, fitness trainers and secondary school teachers made up the Queensland contingent charged with promoting and implementing the Cardio Tennis program across the state. Their qualifications are represented below:

3.2.1 Cardio Tennis deliverer qualifications

Coach Qualification	No. of deliverers
Club Professional	45
Junior Development	29
Level 3	2
Master Club Professional	4
TOTAL	80

Of the 1,330 registered Cardio Tennis participants, 71% were female. Most players (71%) were not regular coaching or competition players and Cardio Tennis provided a great opportunity for these individuals to pick up a racquet more often.

The following table represents the regional breakdown of Cardio Tennis participants:

Cardio Tennis participant regional breakdown

Region	No. of Participants
Far North	244
North	76
Central	204
Sunshine Coast	102
Metropolitan	381
Gold Coast	267
South	25
West	28
TOTAL	1,327

In the 2013-14 financial year, 23 schools participated in the Cardio Tennis in Secondary Schools (CTSS) pilot program, aimed at making the sport more suitable to older students who otherwise would not have an opportunity to play.

Below is the regional breakdown of the CTSS pilot program, showing the breakdown of how many schools have been provided with a Cardio Tennis experience in different regions of Queensland.

3.2.3 CTSS Pilot Program regional breakdown

Region	No. of Schools
Far North	5
North	4
Central	0
Sunshine Coast	2
Metropolitan	5
Gold Coast	6
South / West	1
TOTAL	23

3.3 Providing an Opportunity for Every Queensland Indigenous Programs

The Tennis Queensland Inclusions Program provided an introduction to tennis for over 8,000 indigenous players across Queensland during 2013-14. Three indigenous schools (North, South and West regions) were part of the National School Partnership Program, plus each region of Queensland hosted at least one opportunity to grow the sport within the indigenous community.

Some highlights from the year included:

- Chinchilla Deadly Sports Expo**
 Over 150 students from five schools were given the chance to participate in ANZTHS with many having their first experience with a racquet in hand. Every participant walked away with a prize and a hunger to play more tennis.
- CYAAA Campus visits – Aurukun, Hopevale & Coen community visit**
 Tennis Queensland sent local CTOs to remote regions of Cape York to provide ANZTHS. Cape York Aboriginal Australian Academy students from the three communities participated in tennis and were provided with additional equipment to further their participation in tennis.
- Winnam Aboriginal & Torres Strait Islander Corporation (WATSIC)**
 WATSIC approached Tennis Queensland to run an Indigenous Come and Try Day in the metropolitan area at the end of June. More than 20 indigenous children attended the day and enjoyed an introduction to tennis with Ian Goolagong present as an ambassador for the program.



3. PARTICIPATION TENNIS FOR LIFE



Tennis Queensland invited four dedicated PWID athletes to showcase their skills on Pat Rafter Arena during the Brisbane International.

Disabilities Programs

In 2014, Tennis Queensland worked with Alison Scott (State Coach for players with an intellectual disability) to incorporate match play into each monthly intellectual disability (ID) training session. Each training session is scheduled two weeks prior to a state level tournament to allow the players extra preparation. There was an increase in participation in the ID training program in 2013-14 with new players informed of the program through Come and Try Days and showcases at events such as the Disability Showcase in January.

Highlights for the disabilities program included:

- **Pat Rafter Arena experience at the Brisbane International 2014**
Tennis Queensland invited four dedicated athletes to showcase their skills on Pat Rafter Arena during the Brisbane International 2014. Damian Phillips, Archie Graham, Mitchell James and Alex Baker are avid players and are supported by the Tennis Queensland Intellectual Disabilities program.
- **2014 Players with an Intellectual Disability (PWID) Queensland Open**
Alison Scott took on the title of Tournament Director and delivered a fantastic and exciting tennis event. The playing field increased in 2014 with six female players entering from Queensland and nine men from both Queensland and Melbourne.

3.4 Coach Development

The following coach training courses were conducted to create more and better coaches:

- **Intro Hot Shot Course**
76 Coaches
An Intro to ANZ Tennis Hot Shots coaching course is particularly relevant for people working with children; however, it is also relevant to beginner coaches of any age group.
- **NSPP course**
96 Coaches
For teachers wanting to further develop their tennis knowledge and implement basic tennis activities for the students to participate in.
- **Community Coaching Course**
36 Coaches
This course is suitable for people who would like to begin coaching tennis, or who are currently coaching, under the guidance of a qualified tennis coach.
- **Junior Development Course**
41 Coaches
Participants learn to develop the skills of junior tennis players through the delivery of ANZTHS. There is a major focus on planning, delivering and reflecting on coaching sessions as well as creating positive learning environments for children. The course covers the Tennis Australia technical and tactical fundamentals, Cardio Tennis, legal and ethical responsibilities, risk management, program planning, tennis rules, personal development and using technology.

IN FOCUS: CHERBOURG COMMUNITY

The Tennis Queensland Inclusions Coordinator attended the Cherbourg Sports Summit in Cherbourg in April. The summit was an opportunity for numerous sports to hear directly from the town's mayor, police officers and community elders on the issues that the community experiences. The PCYC hosted the summit inviting sports to network and create initiatives to deliver their sport into the community. It was identified by the community (mayor, sport and recreation officers and elders) that tennis would be beneficial in alleviating issues within the town and a pathway was identified through the local PCYC officer and sport complex. Tennis Queensland, in association with the PCYC, presented a proposal to Tennis Australia to provide funding assistance for tennis to become a sustainable option for the community. Tennis Australia agreed to provide funding for Hot Shots court lines, equipment packs and opportunities for professional development. Cherbourg is looking forward to having tennis delivered through their local school and community.



543

coaches worked towards making Queensland players the best in the world

- Club Professional Coaching Course**
 12 Coaches
The Club Professional coaching course prepares coaches to become head coaching professionals at tennis clubs and centres. The course focuses on coaching tennis and growing a small business. Participants will further develop their ability to plan and deliver coaching sessions with an increased emphasis on developing tactical skills and analysing and correcting technical skills of intermediate players. Applying sport sciences, such as sport psychology, nutrition, strength and conditioning, using technology to analyse performance and planning programs for players of all ages are also covered.

Workshops at Camps and Events

Three professional development coach sessions were held during the Oakley Inter-Academy Challenge in April, including presentations by the following speakers:

- Cliff Mallet: High Performing Coaches, Programs & Pathways
- Gary Stickler, Brent Larkham, Anthony Richardson, Mark Draper & Clint Fyfe: Best Practise High Performance, On-court Session
- Marc Sophoulis: Best Practise High Performance On-court Session

Two parent information sessions were also held to educate parents on healthy supporting habits:

- Rob Barty: Nurturing Talented Young Athletes – A Parents Perspective
- Martin Oosthuysen: Parental Behaviour at Tournaments

3.5 Officiating Development Strategic Plan

During the 2013-14 year, Tennis Queensland Officials adopted a new strategic plan, with the main goal being growth and development of officials, especially in regional areas.

Highlight of action to this strategic plan thus far include:


- Eight new referees throughout Queensland
- Twenty new court supervisors
- Hervey Bay became officiating self-sufficient with a Level B referee along with 7 court supervisors
- Seven Level C Chair Umpires
- Two Level B Chair Umpires
- Eighteen new Line Umpires

Recognition

Two Queensland Officials were recognized during the year by the ITF (International Tennis Federation), receiving international accreditation promotions.

Simon Cannavan, who was also awarded Most Outstanding Official at the Queensland Tennis Awards, was promoted to ITF Silver Badge Chair Umpire. This promotion and achievement welcomes Simon to a group of only 28 fellow male ITF Silver badge Chair Umpires worldwide.

Cheryl Jenkins, who is Tennis Australia's Officiating Development Coordinator in Queensland and assistant Chief of Umpires at the Brisbane International and Australian Open, was promoted to ITF Gold Chief of Umpire. Cheryl is only the third official in Australia to achieve this accreditation, and the first female in Australia. She joins an elite group of only 17 females worldwide currently holding an ITF Gold Chief of Umpires badge.



4. PERFORMANCE THE BREEDING GROUND OF CHAMPIONS




WTA

- #11 Sam Stosur
- #129 Ashleigh Barty

ATP

- #40 Bernard Tomic
- #147 John Millman
- #181 John-Patrick Smith
- #235 Ben Mitchell
- #273 Jason Kubler
- #403 Maverick Banes
- #485 Michael Look



4.1 Queensland's Best

Queensland held its own in 2013-14 with a number of players enjoying career best performances.

Professional Athlete Highlights

Displayed above are the Queensland players who obtained Top 500 WTA or ATP rankings in 2013-14. The following athletes also enjoyed exciting career successes during the year:

- Ashleigh Barty, Samantha Stosur and Bernard Tomic participated in the main draw of the Australian Open 2014.
- Ashleigh Barty and Samantha Stosur were an integral part of the Australian Fed Cup team, which reached the semi-finals of the event in 2014.
- Jason Kubler won professional singles titles in Spain, Italy, Egypt and the Netherlands
- Gavin van Peperzeel won his maiden professional singles title in Serbia.
- Maverick Banes won two professional singles titles in Croatia.
- Bernard Tomic won the singles event at the ATP250 event in Bogota, Colombia.

- Ashleigh Barty made her third Grand Slam singles final of 2013 teaming with Casey Dellacqua at the US Open with the duo losing a tight three set match to Czech pair Lucie Hradecka and Andrea Hlavackova.
- Isabella Holland won the singles title at the Pro Tour event in Toowoomba.

International Junior Highlights

Top Queensland juniors made promising headway on the international stage, including:

- Ten main draw participants represented Queensland at the Australian Open junior event. Players included Oliver Anderson, Akira Santillan, Mitchell Harper, Priscilla Hon, Naiktha Bains, Sara Tomic, Kimberly Birrell, Lizette Cabrera, Kaylah McPhee and Andrea Dikosavljevic.
- Akira Santillan reached the final of the French Open boy's doubles with Austrian partner Lucas Meidler. Kimberly Birrell reached the semi final of the Australian Open juniors whilst Olivia Tjandramulia and Naiktha Bains reached the semi final of the doubles.
- Queensland players accounted for five of the six available positions at the Junior Davis & Fed Cup finals in San Luis Potosi, Mexico. They included Naiktha Bains, Priscilla Hon, Sara Tomic, Akira Santillan and Oliver Anderson. The girl's team reached the final before losing a tight match to Russia whilst the boys defied their low seeding to finish third overall.

The following juniors achieved significant results and rankings:

Ashleigh Barty

- WTA ranking #129 singles, #12 doubles
- Runner up US Open doubles
- 2nd round US Open singles
- Won Strasbourg WTA International doubles event

Sara Tomic

- WTA ranking #1194, ITF ranking #36
- Played Main draw of Junior US Open and Australian Open Singles
- Member of 2013 Junior Fed Cup Team finishing 2nd overall
- Winner 2013 Oceania Closed Grade B2 ITF Doubles

Lizette Cabrera

- WTA ranking #754, ITF ranking #64
- Played Main draw of Junior Wimbledon and Australian Open Singles
- Winner 2013 Queensland Grade 4 ITF Doubles
- Finalist 2013 Oceania Closed Grade B2 ITF Doubles

Naiktha Bains

- WTA ranking #676, ITF ranking #17
- Member of 2013 Junior Fed Cup Team finishing 2nd overall
- Played Main draw of Junior US Open, Australian Open & French Open Singles
- Winner 2013 Oceania Closed Grade B2 ITF Doubles
- Winner 2013 Orange Bowl Grade A Doubles



Priscilla Hon

- WTA ranking #769, ITF ranking #13
- Played Main draw of Junior Australian Open & French Open Singles
- Winner 2013 Oceania Closed Grade B2 ITF Singles
- Winner 2013 Japan Grade 2 ITF Singles
- Member of 2013 Junior Fed Cup Team finishing 2nd overall

Olivia Tjandramulia

- WTA ranking #739, ITF ranking #65
- Played Main draw of Junior Australian Open Singles
- Winner 2013 18s Nationals Doubles
- Winner 2013 Korea Grade 2 Doubles

Kimberly Birrell

- WTA ranking #786, ITF ranking #20
- Played Main draw of Junior Australian Open & French Open Singles
- Finalist 2014 Philippines Grade 1 ITF Singles
- Winner 2013 Korea Grade 2 Doubles

Daniela Kovacevic

- 3rd place 2014 14s Victorian State Championships Singles
- Winner 2014 14s Victorian State Championships Doubles

Olivia Gadecki

- Finalist 2013 12s Spring Nationals Singles
- Winner 2013 12s Spring Nationals Doubles
- Finalist 2013 12s Nationals Singles
- Winner 2014 14s Victorian State Championships Singles
- Winner 2014 14s Victorian State Championships Doubles

Akira Santillan

- ITF ranking #45
- Member of 2013 Junior Davis Cup Team finishing 3rd overall
- Semifinal 2013 18s Nationals Singles
- Semifinal 2013 Netherlands Grade 2 ITF Singles
- Semifinal 2013 Oceania Closed Grade B2 ITF Singles
- Finalist 2014 Roland Garros (French Open) Junior Doubles

Oliver Anderson

- ITF ranking #115
- Member of 2013 Junior Davis Cup Team finishing 3rd overall
- Quarterfinal 2013 18s Nationals Singles
- Winner 2013 Netherlands Grade 2 ITF Singles

Mitchell Harper

- ITF ranking #189
- Winner 2013 Australia Grade 5 ITF Singles
- Finalist 2013 Australia Grade 5 ITF Singles
- Finalist 2014 New Zealand Grade 4 ITF Singles
- Winner 2013 18s Nationals Doubles

Nathanael Consalvo

- Winner 2013 14s Nationals Doubles

Blake Ellis

- Finalist 2013 14s Spring Nationals Doubles
- Finalist 2013 14s Nationals Doubles

Adam Walton

- 3rd Place 14s Spring Nationals Singles
- Winner 2013 14s Nationals Doubles

Moerani Bouzige

- Finalist 2013 14s Spring Nationals Doubles
- Finalist 2013 14s Nationals Doubles
- Winner 2014 14s Victorian State Championships Singles

Will Maher

- Runnerup 2014 14s Victorian State Championships Singles

Dane Sweeny

- Winner 2013 12s Spring Nationals Singles
- Winner 2013 12s Spring Nationals Doubles
- 3rd Place 12s Nationals Singles

Australian Team Championships December Showdown (Melb.)

12s Girls (7th place overall)

Ollivia Gadecki
Sara Nayar
Megan Smith
Shannon Stamenovic (Team Manager)

12s Boys (1st place overall)

Dane Sweeny
Rocco Taplin
Stephen Stoddart
Graeme Brimblecombe (Team Manager)

14s Girls (6th place overall)

Somer Dalla Bona
Daniela Kovacevic
Aleksa Cveticanin
Carlos Cuadrado (Team Manager)

14s Boys (2nd place overall)

Nathanael Consalvo
Adam Walton
Blake Ellis
Des Tyson (Team Manager)

4. PERFORMANCE THE BREEDING GROUND OF CHAMPIONS



There were 19 scholarship holders across three different categories attending the National Academy - Queensland in 2013-14.

Australian Event Highlights

Queensland players also enjoyed success on the local stage as represented below:

- Moerani Bouzige and Olivia Gadecki were crowned singles champions at the Platinum Australian Ranking event, the Victorian State Championships.
- The Queensland 12/u team consisting of Dane Sweeny, Rocco Taplin, Stephen Stoddart and Manager Graeme Brimblecombe won the Rod Laver Cup at the 2013 December Showdown in Melbourne.
- Queensland finished second at the Foundation Cup girl's event in Melbourne and third in the boy's event. Brendon Schultz was awarded the John Fitzgerald medal as the leading male player at the event.

4.2 National Academy – Queensland

The National Academy – Queensland (NAQ) is a highly focused collective training environment based at the Queensland Tennis Centre in Brisbane. The NAQ is resourced to train athletes from 11 years of age until they are selected in the Davis or Fed Cup teams.

NAQ scholarship holders were offered one-year contracts, funding support, comprehensive on- and off-court programs, and each player was given an assigned coach. There were also several invite players who, although not given a scholarship, were invited to take part in the training program as an addition to training

with their private coach. Players chosen for this opportunity may be regional; players that were being considered for a Wildcard; or players close to meeting criteria whose private coaches had requested they join to increase their training volume.

4.2.1 National Academy Scholarship Holders

Type	Players
Davis Cup Transition Squad	John Millman, Sam Groth
Full Scholarship	James Duckworth, Jason Kubler, Jordan Thompson, Akira Santillan, Oliver Anderson, Dane Sweeny, Priscilla Hon, Kimberly Birrell, Daniela Kovacevic, Olivia Gadecki
Wildcard	Ben Mitchell, Blake Ellis, Rocco Taplin, Stephen Stoddart, Alex Crnokrak, Lizette Cabrera, Somer Dalla-Bona

4.3 Queensland Competitive Events

The 2014 Queensland sanctioned calendar included 201 events across our pathway of ANZTHS, Medibank JDS, Junior Tour, Wheelchair, AMT and Seniors events.

Queensland Junior Teams Carnival

The 2013 Queensland Junior Teams Carnival was played across five venues in Brisbane in December. The event included a Northern Territory team, adding great depth to the event. Each player in the event participated in an average of 20 competitive matches for the week. The event also saw the introduction of a sportsmanship award, which was voted by the team managers. Gold Coast finished in first position overall

after compiling the best average for the week. Met South finished in second position and Met North in third.

Brisbane Open Age

The 2014 Brisbane Open Age was completed from 14-17 April across three venues in Brisbane. The event attracted 373 entries from around Queensland, interstate and Asia-Pacific. Players in the event were thrilled with the opportunity to hit with the entire Australian Fed Cup team at a clinic organised by Tennis Queensland during the event. Entrants were also provided with Fed Cup tickets in recognition of their support of Queensland tournaments.

Pro Tour

The Australian Pro Tour moved to Queensland in September with events in Toowoomba and Cairns. Both tournaments were well supported with good crowds on hand to watch the matches on finals weekend. Visiting schools tried their hand at ANZ Tennis Hot Shots whilst also having the opportunity to watch showcase singles matches. Both Toowoomba and Cairns Regional Councils were pleased with hosting the events and the promotion it provided for tennis in each region.

The 2013 Hutchinson Builders Toowoomba International won both the Queensland Tennis Award for Most Outstanding Tournament and the prestigious Most Outstanding Tournament at the 2013 Newcombe Medal. It was great recognition for the event's popularity in the South Region.

Asia-Pacific Tennis League - Queensland Conference

The Asia-Pacific Tennis League - Queensland Conference came to a grand conclusion on Sunday 24 November with the final played for the first time at the Queensland Tennis Centre. Shaw Park Sharks and Tennis Brisbane Chargers won the women's and men's titles respectively. The entire conference attracted over 4,500 spectators across the six rounds with its engaging format and family activities. Players included Pat Rafter, Ben Mitchell, John Millman, Isabella Holland, Kimberly Birrell and Priscilla Hon.

The Chargers and Sharks represented Queensland at the Asia-Pacific Tennis League finals held at the Australian Open, with Chargers finishing second and Sharks fifth overall.

North Tennis League

The North Tennis League was launched in April 2014. The innovative team event attracted great crowds and proved a great fundraiser for the clubs involved. The Kalynda Chase Cavaliers were the inaugural champions defeating ladder leaders Western Suburbs Magpies in a hard fought final.

4.4 Talent Development Regional Workshops

A Regional Development Initiative was conducted at the Anglican Church Grammar School (Churchie) prior to the Queensland Junior Teams Carnival for 40 north region players. Player's participated in activities and drills led by Coach and Talent Development Coordinator, Scott Rawlins.

Another workshop, aligning with the State Age Championships, was delivered at the Rockhampton Regional Tennis Centre on Friday 19 September. A training session for regional players (and coaches) was conducted prior to the start of the Rockhampton State Age Championships. Approximately 30 players (and their coaches) attended the initiative. This was a great opportunity to bring together some of the best young regional players (and coaches) to train & prepare for the event.

Super 10s

Super 10s facilitates a culture of fair play, teamwork and acknowledgement for 10/u athletes. In November last year Super 10s aligned with the Asia-Pacific Tennis League for the very first time nationally. Sixteen boys and sixteen girls in the 10/u age group played team based competition in a short timed format of singles and doubles. Super 10s players enjoyed the opportunity to mix with the ATL player's during a doubles event and sitting with the player's courtside.

Eight of Queensland's best 10 and under players (and two coaches/team managers) competed in the National Super 10s Final aligned with the Australian Open. The boy's team won the event after a great week of competition against our interstate rivals. The event is played using the green modified balls on-site at the National Tennis Centre at Melbourne Park.

The first Super 10s Series Team Competition followed this event in February 2014.

Oakley Inter Academy Challenge

The annual Oakley Inter Academy Challenge was held at the Queensland Tennis Centre from 26-28 April. The team challenge brought together some of Queensland's best academies to compete against each other in a fun and competitive "team based" competition. Sixteen teams from around Queensland (including our very first Asia-Pacific team and Victorian inter-state team) competed in the event. Each academy program or region selected for the competition was required to nominate two boys and two girls (12 and under - 2001 birth year and younger). The Maribyrnong Tennis Academy (Victoria) won the competition defeating TFP Academy in the final.

Fed Cup Camp

During the Fed Cup semifinal between Australia and Germany the Coach and Talent Development team organised a Fed Cup camp for 15 emerging Queensland female players and seven leading female coaches. The camp was held over three days with the participants watching the Fed Cup action on the Saturday and Sunday following training sessions on court.



32

10/u athletes participated in the very first Super 10s Series Team Competition in February 2014

8

managers travelled with their teams to Townsville in North Queensland to compete

120

rubbers were played in this fun and engaging team based competition

100

hours of tennis and two hours of parent education were incorporated into the event

National Talent Development Camp

Queensland hosted the National Talent Development Camp from the 27 May – 6 June at the Super Sports Centre on the Gold Coast. Thirty-two players (and their coaches) were invited from around the country to attend the camp. Queensland was represented by three boys (James Cha, Keanu Lynch & Owen Lin) and three girls (Jessica Haylo, Julia Pisa & Zuzanna Weich) along with their private coaches.

Talent Development Coaches

As part of Project Talent, Tennis Australia will recognise excellent, passionate coaches who specialise in the development of 12/U players. These coaches are a vital element in the athlete development pathway and have the opportunity to be recognised as a Talent Development Coach. There are currently 28 Talent Development Coaches across Queensland. Ross Blackley and James Rapkins are two new coaches who met the criteria in 2013-14.

4. PERFORMANCE THE BREEDING GROUND OF CHAMPIONS

4.5 2013-14 Tournament Results

Venue	Event	Winner	Men's		Women's		Score
			R/U	Score	Winner	R/U	
AUSTRALIAN PRO TOUR							
2013 Hutchinson Builders Toowoomba International							
Toowoomba	Singles	Adam FEENEY (AUS) (2)	Andrew WHITTINGTON (6) (AUS)	7-6(6) 6-4	Isabella HOLLAND (AUS)	Zuzana ZLOCHOVA (SVK) (1)	2-6 7-6(6) 6-3
	Doubles	Alex BOLT (AUS)/Andrew WHITTINGTON (AUS) (1)	Adam FEENEY (AUS)/Gavin VAN PEPERZEEL (AUS) (2)	6-1 3-6 (10-7)	Tomoko DOKEI (JPN)/Yurina KOSHINO (JPN)	Karis RYAN (AUS)/Zuzana ZLOCHOVA (SVK) (2)	6-2 5-7 (10-7)
2013 Cairns International							
Cairns	Singles	Andrew WHITTINGTON (AUS)	Alex BOLT (AUS) (2)	6-4 6-4	Azra HADZIC (AUS) (2)	Jessica MOORE (AUS) (4)	6-3 3-6 6-2
	Doubles	Alex BOLT (AUS)/Andrew WHITTINGTON (AUS) (1)	Isaac FROST (AUS)/Kento TAKEUCHI (JPN)	6-3 6-2	Isabella HOLLAND (AUS)/Sally PEERS (AUS)	Miyu KATO (JPN)/Yurina KOSHINO (JPN) (2)	7-6(2) 4-6 (10-7)
MAJOR QUEENSLAND TITLES							
2013 Toowoomba AMT							
Toowoomba	Singles	Gavin VAN PEPERZEEL (3)	Maverick BANES (6)	6-3 6-2	Tammi PATTERSON (2)	Isabella HOLLAND (8)	7-6(5) 3-0 Retired
	Doubles	Luke SAVILLE/Jack SCHIPANSKI (2)	Adam FEENEY/Gavin VAN PEPERZEEL (1)	7-6(3) 7-5	Tammi PATTERSON/Ellen PEREZ (1)	Joanne KARAITIANA/Olivia TJANDRAMULIA (3)	6-2 6-2
2014 Horizon Accounting Toowoomba 84th Easter Gold Cup							
Toowoomba	Singles	Kaden HENSEL (1)	Josh BARRENECHEA	7-6(1) 6-1	Naiktha BAINS (1)	Andrea DIKOSAVLJEVIC (2)	6-1 6-2
	Doubles	Kaden HENSEL/Jack JAEDE (3)	Luke HARVEY/Calum PUTTERGILL (1)	6-3 7-6(3)	Annie DONALDSON/Cassie GRAMLICK (2)	Gemma TAPSON/Brianna THOMPSON (3)	6-4 6-1
2014 Shaw Park Open							
Shaw Park	Singles	Luke HARVEY (6)	Mitchell ROBINS (7)	6-4 7-6(1)	Zuzana ZLOCHOVA (1)	Kaylah MCPHEE (4)	6-2 6-3
	Doubles	Brett HUNTER/Calum PUTTERGILL (8)	Scott DAWSON/Mitchell ROBINS (3)	6-0 6-1	Ashling SUMNER/Zuzana ZLOCHOVA (1)	Katarina DIKOSAVLJEVIC/Andrea DIKOSAVLJEVIC	6-3 6-1
2014 Queensland Open							
QTC	Singles	Kaden HENSEL (1)	Mitchell ROBINS (6)	6-4 6-2	Zuzana ZLOCHOVA (1)	Jessica MOORE (2)	7-6(5) 2-6 6-4
	Doubles	Jeremy BOURGEOIS/Mitchell ROBINS	Michael LOOK/Nash VOLLENWEIDER (3)	6-2 6-4	Andjela DJOKOVIC/Jaimee GILLBERTSON (3)	Jessica MOORE/Zuzana ZLOCHOVA (1)	7-6(4) 6-4
2013 University Open Tennis Championships							
University of QLD	Singles	Robert SMEETS (2)	Andrew CORBITT (3)	6-2 6-0	Ashling SUMNER (1)	Andrea DIKOSAVLJEVIC (3)	7-6 6-1
	Doubles	Ryan SIMMONS/Robert STIRLING (3)	Luke GERRY/Mitchell THAMS (2)	7-6 7-6	Katarina DIKOSAVLJEVIC/Andrea DIKOSAVLJEVIC (3)	Gemma TAPSON/Brianna THOMPSON (1)	6-3 6-2

Venue	Event	Men's			Women's		
		Winner	R/U	Score	Winner	R/U	Score
2014 Sunshine Coast Open Championships							
Kawana	Singles	Luke HARVEY	Scott PUODZIUNAS (7)	7-5 6-3	Pascale LEROY (2)	Somer DALLA-BONA (4)	6-2 6-3
	Doubles	Scott DAWSON/Luke HARVEY (7)	Daniel DOSSETOR/Travis DRAGOJLO (6)	7-6(3) 6-4	Shan-Ying BARR/Somer DALLA-BONA (3)	Sarah BROWN/Ammaarah TIM (4)	7-6(3) 4-6 (10-7)
2014 Mackay Mid-North Open Age							
Mackay	Singles	Vincent STOUFF (1)	Bradley CLEWS (3)	6-2 6-3	Natalie ROGERS (2)	Taylor DOUGLAS (1)	6-1 6-1
	Doubles	Yvonnick L'HURRIEC/Vincent STOUFF (1)	Bradley CLEWS/Ryan SCHWAB (2)	6-2 6-1	Taylor DOUGLAS/Natalie ROGERS (1)	Samantha NYIKA/Lara TUPPER (2)	6-0 6-0
2014 Ipswich Open Championships							
Ipswich	Singles	Luke HARVEY (6)	Michael LOOK (3)	6-1 6-1	Pascale LEROY (4)	Andrea DIKOSAVLJEVIC (1)	4-6 6-1 6-1
	Doubles	Steven DE WAARD/Calum PUTTERGILL (1)	Andrew CORBITT/Thomas FANCUTT (2)	6-2 4-6 (10-8)	Kaylah MCPHEE/Alicia SMITH (1)	Shan-Ying BARR/Somer DALLA-BONA (2)	6-0 6-2
2014 Tennyson Classic							
QTC	Singles	Luke HARVEY (7)	Oliver ANDERSON (6)	6-4 7-6(6)	Pascale LEROY (2)	Maddie ANTOUN (5)	6-2 6-4
	Doubles	Steven DE WAARD/Calum PUTTERGILL (1)	Mark DRAPER/Mitchell HARPER (8)	6-3 7-5	Kaylah MCPHEE/Alicia SMITH (1)	Aleksa CVETICANIN/Somer DALLA-BONA (4)	6-2 6-4
2013 Rod Laver QLD Junior Championships presented by Tennis & Gear Online							
QTC	18/U	Jack JAEDE	Vini GIUFRE (1)	6-3 6-3	Toni KATIPA	Maryanne KNEZOVIC	6-1 4-6 6-3
	16/U	Mitchell HARPER (1)	Ryan SCHWAB (3)	6-4 6-2	Kaylah MCPHEE (1)	Imogen CLEWS (2)	7-5 6-3
	14/U	Daniel GROUNDWATER (2)	Moerani BOUZIGE (1)	7-5 6-3	Jeanette LIN (7)	Somer DALLA-BONA (1)	6-4 4-6 7-5
	12/U	Bredon SCHULTZ	Jason CHAN	6-4 6-0	Lada BAGLAEVA (1)	Madison BISHOP (2)	6-3 7-6(3)
	10/U	Jacob BRADSHAW (1)	Nick BEAMISH	4-6 6-3 (10-7)	Lara WALKER (1)	Jessica-Jade HAYLO	6-0 6-0
2013 Head QLD State Age							
Rockhampton	18/U	James MONAGHAN (1)	Nick LIDDY (2)	6-1 6-0	Not Played	Not Played	Not Played
	16/U	Ryan SCHWAB (1)	Adam WALTON (2)	5-7 6-0 6-0	Isabella FRANKS (1)	Samantha NYIKA (2)	6-2 6-3
	14/U	Harrison BROWN (1)	Will MAHER (2)	6-0 6-1	Shan-Ying BARR (3)	Uma NAYAR (7)	6-0 6-0
	12/U	Bredon SCHULTZ (1)	Marko LUKIC (2)	7-6 6-0	Sara NAYAR (1)	Lara WALKER (4)	6-1 7-5
	10/U	Matthew HARPER (1)	Lachlan VICKERY	6-4 4-6 6-4	Amelija SWAFFER-SELFF	Katie CREIGHTON	6-0 6-3

4. PERFORMANCE THE BREEDING GROUND OF CHAMPIONS

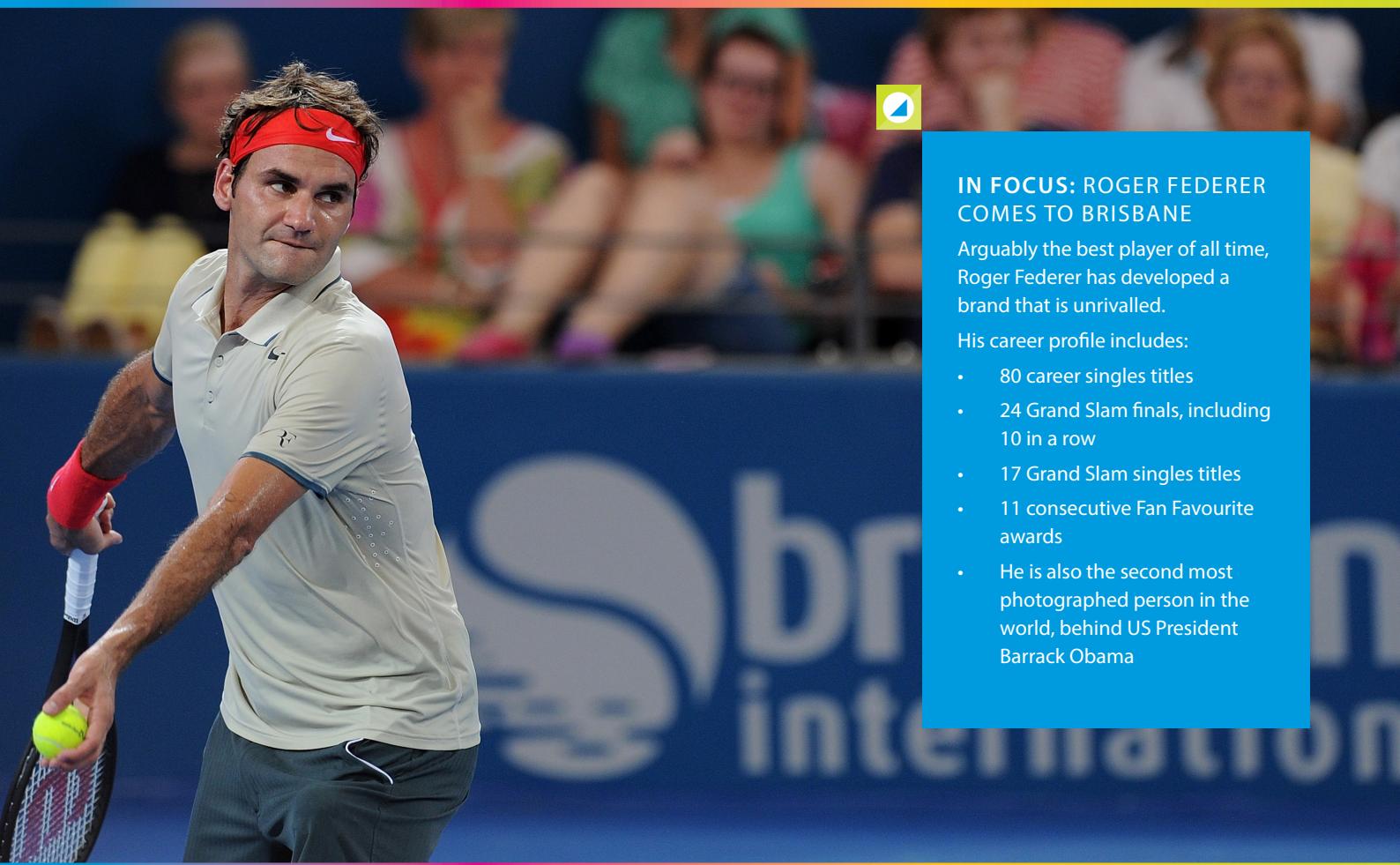
4.6 Representative

Event/Award	Overall	Men's	Women's
2013 MEDIBANK JUNIOR DEVELOPMENT SERIES STATE FINALS			
The Ken Hick/Murray Whitbread Trophy	GOLD COAST		
17/U		Ryan SCHWAB	Montana BYRNE
15/U		Adam WALTON	Brittany ZIPF
13/U		Brendon SCHULTZ	Lily CLEMENTS-MARKHAM
11/U		Alex FURST	Mikayla ZAHIROVIC
2013 QUEENSLAND JUNIOR TEAMS CARNIVAL			
Regional Masters Shield	GOLD COAST		
17/U		Aaron WESTERLUND	Sarah BROWN
15/U		Harrison BROWN	Ella HUSREFOVIC
13/U		Patrick HARPER	Lily CLEMENTS-MARKHAM
11/U		Bryce ROBINSON	Mikayla ZAHIROVIC
2013 QLD STATE PRIMARY SCHOOL CHAMPIONSHIPS, Townsville			
Overall	SOUTH COAST		
Team		SOUTH COAST	SOUTH COAST/ SUNSHINE COAST
Individual		Rocco TAPLIN	Olivia GADECKI
2014 QLD STATE SECONDARY SCHOOL CHAMPIONSHIPS, Sunshine Coast			
Team		SOUTH COAST	SOUTH COAST
Individual		Benjamin SLADE	Natalie ROGERS

Queensland Representatives

Event/Award	Winner	Queensland Overall Place	Men	Women
2013 NATIONAL PRIMARY SCHOOL CHAMPIONSHIPS, Brisbane				
Bruce Cup	QUEENSLAND	1st	Dane SWEENEY Rocco TAPLIN Jack BARNETT Oscar WOODS Marcus RAY William TIMONEY Ryan HENDERSON	Olivia GADECKI Sara NAYAR Naomi MCKENZIE Elizaveta ZHELTOVA Kristina LANE Chelsea GROUNDWATER Julianne GARCIA
2014 NATIONAL SECONDARY SCHOOL CHAMPIONSHIPS, Perth				
Pizzey Cup	NSW	4th	Benjamin SLADE Blake ELLIS Benjamin DOLAN Nash VOLLENWEIDER Will MAHER Harry WELLS Casey EDWARDS Joshua RYAN Nash VOLLENWEIDER	Natalie ROGERS Sarah BROWN Ivana MARINOV Bryah GUILFOYLE Kyra YAP Tenika MCGIFFIN Isabella FRANKS Sara NAYAR Natalie ROGERS
2014 FOUNDATION CUP, Melbourne				
Foundation Cup - Boys	NSW	3rd	Brendon SCHULTZ Jayden COURT	Megan SMITH Lily CLEMENTS-MARKHAM
Fonudation Cup - Girls	NSW	2nd	Matthew RANKIN Ryusuke IKEDA	Teah ARGENT Sophie BYGRAVE

5. BRISBANE INTERNATIONAL A WORLD-CLASS EVENT FOR QUEENSLAND



IN FOCUS: ROGER FEDERER COMES TO BRISBANE

Arguably the best player of all time, Roger Federer has developed a brand that is unrivalled.

His career profile includes:

- 80 career singles titles
- 24 Grand Slam finals, including 10 in a row
- 17 Grand Slam singles titles
- 11 consecutive Fan Favourite awards
- He is also the second most photographed person in the world, behind US President Barack Obama

5.1 History in the Making

In January, we witnessed the best edition of the Brisbane International presented by Suncorp yet. The tournament, awarded the ATP International group “Best Fan” experience for the third consecutive year, was watched by a record attendance of 105,730 people in an often stinging heat.

The tournament, which has now been running for six years, reached a pinnacle when perhaps the greatest tennis player of all time chose to start his 2014 campaign in Brisbane. Switzerland’s Roger Federer, who has amassed 17 Grand Slam singles titles, signed on to play the Brisbane International for the first time in 2014. When he walked out onto Pat Rafter Arena for the first time, it was a moment to behold for the many thousands of fans at the Queensland Tennis Centre.

The tournament has grown from strength to strength and the honour roll of past champions includes many of the biggest names in tennis. In 2014, we saw Serena Williams defend her title and become only the second player ever to win back-to-back titles after Andy Murray in 2012 and 2013. The match was comparable to a Grand Slam final as world numbers 1 and 2 battled for the championship. Williams, who had beaten Maria Sharapova in the semi final, was too strong for Victoria Azarenka.

It was the men’s final however that will be written into the annals of Brisbane International history. In an epic match that was fought out over three sets, Australian Lleyton Hewitt produced one of his most memorable matches to defeat the number 1 seed, Roger Federer. The win marked Hewitt’s 29th ATP title and fittingly Queensland’s very own Rod ‘Rocket’ Laver presented him the Roy Emerson trophy.

5.2 A family event

Suncorp SunWise Kids’ Day

A record single day attendance at the Queensland Tennis Centre was recorded on Suncorp SunWise Kids’ Day, where children aged 16 & under received free entry. 20,447 people attended on this day, a 15% increase on the previous record.

Nickelodeon characters Sponge Bob Square Pants, Dora the Explorer and the Teenage Mutant Ninja Turtles kept the children entertained however perhaps the biggest cheer was reserved for Roger Federer who participated in Suncorp SunWise Kids’ Day and signed autographs for thousands of fans.

Kids’ Zone

Kids’ Zone was featured daily with exciting tennis games and ANZ Tennis Hot Shots activities. Over 4,000 children passed through the zones and received an introduction to tennis.



5.3 Incorporating local tennis

ATP & WTA doubles, an ITF sanctioned international wheelchair event, a Queensland Primary Schools Challenge, and an Australian Money Race tournament were held alongside the singles event during the week. Tennis Queensland also organised many opportunities for clubs, coaches and players to get involved and benefit from the tournament through program demonstrations, workshops, VIP events and behind-the-scenes experiences.

On court demonstrations

During the Brisbane International, twenty of Queensland's best 12 and under players (and five coaches) had the opportunity to sit courtside and hit on Centre Court prior to start of matches.

In addition, 226 participants from local tennis facilities were invited to showcase the national tennis programs, ANZTHS and Cardio Tennis in on-court demonstrations across the week.

These were great opportunities for local athletes to soak up the atmosphere and participate in a money-can't-buy experience. The capacity crowds certainly enjoyed the exhibitions and gave the children a great reception.

Conferences and Workshops

Inaugural events including the Queensland Teachers' Conference and the Club Development Workshop were held on site at the Brisbane International, providing Tennis Queensland stakeholders with an opportunity to develop their tennis knowledge whilst also enjoying the world-class tennis.



Tennis Queensland's Annual President's Morning Tea

The Annual President's Morning Tea was held on Sunday 29 December 2013. The morning tea was a chance for committees of affiliated clubs to attend the Brisbane International, network with the tennis community and be rewarded for their involvement in tennis throughout the year. Representatives from over 100 clubs attended the event, including guests from each region, represented accordingly:

- Far North – 4 guests
- North – 7 guests
- Central – 25 guests
- Sunshine Coast – 57 guests
- Metropolitan – 68 guests
- South – 24 guests
- Gold Coast – 30 guests
- West – 4 guests

Queensland Money Race Finals

The inaugural Queensland Money Race finals were held at the Brisbane International from 3-5 January 2014. During 2013, 207 players earned prize money across Queensland AMTs, with the top 24 men and top 16 women invited to compete at the finals. The finalists put on a great spectacle for the Brisbane International crowd as they played for the chance to win \$16,000.

Gavin van Peperzeel and Lizette Cabrera were crowned the inaugural champions and won \$3,000 each for their efforts. Brisbane International Tournament Director Cameron Pearson presented the winners with their trophy on Pat Rafter Arena in the lead up to the men's singles final.



106K

fans attended the event

133

global broadcasters beamed the event in 59 Countries

42

was the combined total of Grand Slam titles held by players in the 2014 field, the greatest line up ever assembled at the event.

2.5K

hours of live and replayed coverage was broadcast across the globe

12.4M

unique online users viewed dynamic tournament information via the Brisbane International Facebook page.

3.9M

page views to the Brisbane International website: brisbaneinternational.com.au

6. FINANCIAL REPORT - DIRECTORS' REPORT

Your Directors present this report on Royal Queensland Lawn Tennis Association Ltd ("the Association") for the year ended 30 June 2014.

Directors

The names of each person who has been a director during the year and up to the date of this report are:

- Mr K Laffey (President)
- Ms L Taylor (Treasurer)
- Mr A Harris
- Mr D Kingston
- Mr P Robertson
- Mr R Rolfe
- Mr M Whitbread
- Mr M Bloomfield (Since November 2013)

Directors have been in office since the start of the financial year to the date of this report unless otherwise stated.

Principal Activities

The principal activity of the Association during the financial year was to manage the sport of Tennis in Queensland, through the core business areas of: community tennis, tournaments, player development, facilities development and management, marketing and public relations, finance and administration and the Queensland Tennis Centre. There were no significant changes to the principal activities of the Association during the year.

The Association's short and long term objectives are:

- To foster increased community engagement through effective communication and enhanced benefits of affiliation and membership.
- To develop an increased number of facilities that demonstrate contemporary facility management practices and provides more places to play tennis.
- To provide an increased number of opportunities for participation in the sport, and enrich individual's involvement by enhancing coach development.
- To provide an athlete development pathway that utilizes a sound talent development framework, best practice training environments, and competitive opportunities.
- To provide strong leadership through sound commercial practice and corporate governance.

To achieve these objectives, the company has adopted the following strategies:

Engagement – Increase and improve communication with stakeholders; activate community interest through promotion and events; assist clubs to attract new players and retain existing members; and grow the benefits of affiliation and membership.

Places to Play – Support affiliates to develop contemporary and sustainable facility management practices; build more courts in high need and predicted population growth areas; encourage affiliates to upgrade existing facilities; and maximise the utilisation of the Queensland Tennis Centre and Regional Tennis Centres.

Participation – Activate an introduction to tennis for all; provide quality competitive and social opportunities; utilize schools to grow the participation base; and increase the number of qualified coaches.

Performance – Identify, train and transition Queensland athletes; grow quality competitive opportunities; and develop a world-class talent development network.

Governance – Optimise revenue potential and control costs to maximise the return to Tennis; effectively manage risk; attract, develop and retain quality staff; and ensure best practice company administration.

ROYAL QUEENSLAND LAWN TENNIS ASSOCIATION LTD
ABN 60 009 713 544
FINANCIAL REPORT FOR THE YEAR ENDED 30 JUNE 2014

6.1 Information on Directors

Name of Director	Qualifications, experience and special responsibilities
Ken Laffey	<ul style="list-style-type: none"> • Director since November 2008, and President since May 2009 • Regional Member from 1998 until 2009 • Past President, Tennis Coaches Australia (Qld) • Past President, Tennis Brisbane • Tennis Centre Owner
Leonie Taylor	<ul style="list-style-type: none"> • Director and Treasurer since May 2010 • Director, Bentleys (Qld) Pty Ltd • Director, Qld Police Citizens Youth Welfare Association Limited • Former Director and Chairman, North Qld Bulk Ports Limited
Doug Kingston	<ul style="list-style-type: none"> • Director since November 2009 • Tennis Administrator and promoter since 1978 • Project Implementation manager, North Queensland Bio-Energy Corporation • Former journalist, sports editor and marketing manager, Townsville Bulletin newspaper
Peter Robertson	<ul style="list-style-type: none"> • Director since November 2010 • Co-founder Saltbush Software (1980 – 1991) • Co-founder Renard Developments Pty Ltd (1990 – Current) • Co-founder Emission Capital Management Ltd (2010 – Current) • Member of St Margaret's School Council (2011 – Current) • Former member and chair of the Brisbane City Works Board (2001 – 2006) • Former member of the Brisbane City Council Business group Board (2003 – 2005)
Ross Rolfe	<ul style="list-style-type: none"> • Director from November 2002 until November 2005 and Director since 2007 • Chair WDS • Chair, CS Energy • Director, Infigen Energy • Managing Director, Lend Lease Resources Infrastructure
Murray Whitbread	<ul style="list-style-type: none"> • Director since November 2009 • Chairperson – Central Regional Assembly since 2005 • Regional Member since 1997
Alan Harris	<ul style="list-style-type: none"> • Director from November 2012 • Regional Member since 2001 • Director - Alan Harris Tennis School, Mackay • Tournament Director Junior Development Series 1999 to present • Tournament Director Mid-north QLD Open 1980 to present • Vice-President Magpies Rugby League Football Club 2013 • Recipient: National Recognition Award for Contribution to Sport from John Howard
Mark Bloomfield	<ul style="list-style-type: none"> • Director since December 2013 • President – Tennis Brisbane • Treasurer – Tennis Brisbane from 2007 to 2013 • Member of Institute of Chartered Accountants Australia since 1995 • Member of United States Racquet Stringers Association since 2001 • Member of Junior Development Coach (Tennis Australia) since 2000 • Owner & Operator, TennisGear

DIRECTORS' REPORT

Meeting of Directors

During the financial year, seventeen (17) meetings of directors (including committees meetings) were held. Attendances by each director were as follows:

	(A)	(B)	(C)	(D)	(E)	(F)	(G)	(H)
Ken Laffet (President)								
Leonie Taylor (Treasurer)	6	6	5	4	5	4	1	1
Mark Bloomfield	6	6	5	5	5	5	1	1
Alan Harris	4	3	1	1	1	1	-	-
Doug Kingston	6	6	-	-	-	-	-	-
Peter Robertson	6	5	-	-4	-	-	-	-
Ross Rolfe	6	6	5	2	5	4	1	1
Murray Whitbread	6	3	5	-	5	2	1	1

(A) Board meetings eligible to attend.

(B) Board meetings attended.

(C) Finance & Audit meetings eligible to attend.

(D) Finance & Audit meetings attended.

(E) Risk Management meetings eligible to attend.

(F) Risk Management meetings attended.

(G) Nomination and Remuneration Committee eligible to attend.

(H) Nomination and Remuneration meetings attended.

The Association is incorporated under the Corporations Act 2001 and is a company limited by guarantee. If the Association is wound up, the constitution states that each member is required to contribute to a maximum of \$10 each towards any outstanding obligations of the Association. At 30 June 2014, the total amount that members of the company are liable to contribute if the Association is wound up is \$190. (2013: \$310).

ROYAL QUEENSLAND LAWN TENNIS ASSOCIATION LTD
ABN 60 009 713 544
FINANCIAL REPORT FOR THE YEAR ENDED 30 JUNE 2014

Auditor's Independence Declaration

The lead auditor's independence declaration for the year ended 30 June 2014 has been received and can be found on page 46.

Signed in accordance with the resolution of the Board of Directors.



KEN LAFFEY
PRESIDENT



LEONIE TAYLOR
TREASURER

Brisbane, 20th October 2014.

**AUDITOR'S INDEPENDENCE DECLARATION UNDER S 307C
OF THE CORPORATIONS ACT 2001 TO THE DIRECTORS OF
ROYAL QUEENSLAND LAWN TENNIS ASSOCIATION LIMITED**

I declare that to the best of my knowledge and belief, there have been no contraventions of:

- a) The auditor independence requirements of the *Corporations Act 2001* in relation to the audit; and
- b) Any applicable code of professional conduct in relation to the audit.

PKF Hacketts

PKF Hacketts Audit



**Shaun Lindemann
Partner**

Brisbane, 20 October 2014

ROYAL QUEENSLAND LAWN TENNIS ASSOCIATION LTD
ABN 60 009 713 544
FINANCIAL REPORT FOR THE YEAR ENDED 30 JUNE 2014

ROYAL QUEENSLAND LAWN TENNIS ASSOCIATION LTD
DECLARATION BY DIRECTORS

In accordance with a resolution of the directors of Royal Queensland Lawn Tennis Association Ltd ("the Company"), the directors of the Company declare that:

1. The financial statements and notes, as set out on pages 50 to 67, are in accordance with the Corporations Act 2001 and:
 - (a) comply with Australian Accounting Standards – Reduced Disclosure Requirements; and
 - (b) give a true and fair view of the financial position of the Company as at 30 June 2014 and of its performance for the year ended on that date.
2. In the directors' opinion, there are reasonable grounds to believe that the Company will be able to pay its debts as and when they become due and payable.



of the



KEN LAFFEY
PRESIDENT

LEONIE TAYLOR
TREASURER

Brisbane, 20th October 2014.

**INDEPENDENT AUDITOR'S REPORT TO THE MEMBERS OF ROYAL
QUEENSLAND LAWN TENNIS ASSOCIATION LTD**

Report on the Financial Report

We have audited the accompanying financial report of Royal Queensland Lawn Tennis Association Ltd ("the company"), which comprises the statement of financial position as at 30 June 2014, and the statement of profit or loss and other comprehensive income, statement of changes in equity and statement of cash flows for the year ended on that date, a summary of significant accounting policies and other explanatory information and the directors' declaration.

Directors' Responsibility for the Financial Report

The directors of the company are responsible for the preparation of the financial report that gives a true and fair view in accordance with Australian Accounting Standards – Reduced Disclosure Requirements and the Corporations Act 2001 and for such internal controls as the directors determine is necessary to enable the preparation of the financial report that is free from material misstatement, whether due to fraud or error.

Auditor's Responsibility

Our responsibility is to express an opinion on the financial report based on our audit. We conducted our audit in accordance with Australian Auditing Standards. Those standards require that we comply with relevant ethical requirements relating to audit engagements and plan and perform the audit to obtain reasonable assurance whether the financial statements are free from material misstatement.

An audit involves performing procedures to obtain audit evidence about the amounts and disclosures in the financial report. The procedures selected depend on the auditor's judgment, including the assessment of the risks of material misstatement of the financial report, whether due to fraud or error. In making those risk assessments, the auditor considers internal control relevant to the entity's preparation of the financial report that gives a true and fair view in order to design audit procedures that are appropriate in the circumstances, but not for the purpose of expressing an opinion on the effectiveness of the entity's internal control. An audit also includes evaluating the appropriateness of accounting policies used and the reasonableness of accounting estimates made by the directors, as well as evaluating the overall presentation of the financial statements.

We believe that the audit evidence we have obtained is sufficient and appropriate to provide a basis for our audit opinion.

Independence

In conducting our audit, we have complied with the independence requirements of the *Corporations Act 2001*.

PKF Hacketts



**INDEPENDENT AUDITOR'S REPORT TO THE MEMBERS OF ROYAL
QUEENSLAND LAWN TENNIS ASSOCIATION LTD
(continued)**

Auditor's Opinion

In our opinion, the financial report of Royal Queensland Lawn Tennis Association Ltd is in accordance with the Corporations Act 2001, including:

- (i) Giving a true and fair view of the company's financial position as at 30 June 2014 and of its performance for the year ended on that date; and
- (ii) Complying with Australian Accounting Standards – Reduced Disclosure Requirements and the *Corporations Regulations 2001*.

Basis of Preparation

Without modifying our opinion, we draw attention to Note 1 to the financial report, which describes the basis of preparation. The financial report has been prepared under Australian Accounting Standards – Reduced Disclosure Requirements which were adopted by the company for the first time for the year ended 30 June 2014.

A handwritten signature in black ink, appearing to read 'Shaun Lindemann'.

PKF Hacketts Audit

A handwritten signature in black ink, appearing to read 'Shaun Lindemann'.

**Shaun Lindemann
Partner**

Brisbane, 20 October 2014

FINANCIAL STATEMENTS

STATEMENT OF PROFIT OR LOSS AND OTHER COMPREHENSIVE INCOME FOR THE YEAR ENDED 30 JUNE 2014

		\$	\$
	NOTES	2014	2013
Revenue from ordinary activities	2	3,934,952	3,497,809
Expenses from ordinary activities			
Player Development		(140,295)	(151,277)
Community Tennis		(994,337)	(1,218,845)
Tournament Program		(447,023)	(313,596)
Technical Services		(221,500)	(230,213)
Marketing and Public Relations		(163,504)	(147,266)
Finance and Administration		(610,777)	(605,384)
Queensland Tennis Centre		(637,001)	(530,931)
Queensland Tennis Centre Operations		(284,462)	-
Depreciation		(9,790)	(5,863)
		(3,508,689)	(3,203,375)
Profit from operating activities before income tax expense		426,263	294,434
Revenue from other activities	4	186,330	239,598
Expenses from other activities	4	(260,479)	(422,059)
Regional Tennis Facilities Program		-	-
Rental expense for State Tennis Centre		(85,240)	(48,658)
Net profit after other activities before income tax		266,874	63,315
Income tax expense 1	(b)	-	-
Net profit after other activities		266,874	63,315
Other comprehensive income			
Net gain/(loss) on revaluation of available for sale financial assets, net of tax		(2,014)	(3,587)
Other comprehensive income for the year		(2,014)	(3,587)
Total comprehensive income for the year attributable to members of the entity		264,860	59,728

The accompanying notes form part of these financial statements

STATEMENT OF FINANCIAL POSITION AS AT 30 JUNE 2014

		\$	\$
	NOTES	2014	2013
CURRENT ASSETS			
Cash and cash equivalents	5	1,966,569	2,061,104
Trade and other receivables	6	606,207	656,670
Financial assets	7	2,437,569	2,325,132
Prepaid expenses	8	96,829	92,505
TOTAL CURRENT ASSETS		5,107,174	5,135,411
NON-CURRENT ASSETS			
Prepaid expenses	9	736,667	776,667
Property, plant and equipment	10	30,525	25,704
TOTAL NON-CURRENT ASSETS		767,192	802,371
TOTAL ASSETS		5,874,366	5,937,782
CURRENT LIABILITIES			
Trade and other payables	11	840,348	699,997
Provisions	12	219,723	204,744
Deferred revenue	13	1,030,871	1,499,121
TOTAL CURRENT LIABILITIES		2,090,942	2,403,862
NON-CURRENT LIABILITIES			
Provisions	14	5,950	21,306
TOTAL NON-CURRENT LIABILITIES		5,950	21,306
TOTAL LIABILITIES		2,096,892	2,425,168
NET ASSETS		3,777,474	3,512,614
EQUITY			
Retained surplus		3,795,934	3,529,060
Financial assets reserve		(18,460)	(16,446)
TOTAL EQUITY		3,777,474	3,512,614

The accompanying notes form part of these financial statements

FINANCIAL STATEMENTS

STATEMENT OF CHANGES IN EQUITY FOR THE YEAR ENDED 30 JUNE 2014

	Retained surplus	Financial asset reserve*	Total
Balance at 1 July 2012	3,465,745	(12,859)	3,452,886
Net profit for the year	63,315	-	63,315
Other comprehensive income	-	(3,587)	(3,587)
Balance at 30 June 2013	3,529,060	(16,446)	3,512,614
Balance at 1 July 2013	3,529,060	(16,446)	3,512,614
Net profit for the year	266,874	-	266,874
Other comprehensive income	-	(2,014)	(2,014)
Balance at 30 June 2014	3,795,934	(18,460)	3,777,474

* Financial asset reserve records revaluation increments and decrements (that do not represent impairment write-downs) that relate to financial assets that are classified as available-for-sale.

The accompanying notes form part of these financial statements

STATEMENT OF CASH FLOWS FOR THE YEAR ENDED 30 JUNE 2014

		\$	\$
	NOTES	2014	2013
Cash flows from operating activities:			
Receipts from customers/sponsors		4,061,770	3,273,096
Payments to suppliers and employees		(4,153,595)	(3,872,812)
Dividends and interest received		11,901	42,748
Net cash used in operating activities	15(b)	(79,924)	(556,968)
Cash flows from investing activities:			
Payments for purchases of PP&E		(14,611)	(22,491)
Net cash provided used in investing activities		(14,611)	(22,491)
Net decrease in cash held		(94,535)	(579,459)
Cash and cash equivalents at beginning of year		2,061,104	2,640,563
Cash and cash equivalents at end of year	15(a)	1,966,569	2,061,104

The accompanying notes form part of these financial statements

NOTES TO THE FINANCIAL STATEMENTS

1. SUMMARY OF SIGNIFICANT ACCOUNT POLICIES

The financial statements are for Royal Queensland Lawn Tennis Association Ltd ("the Company") as an individual entity incorporated and domiciled in Australia. Royal Queensland Lawn Tennis Association Ltd is a company limited by guarantee.

a) Basics of Preparation

The Company applies Australian Accounting Standards – Reduced Disclosure Requirements as set out in AASB 1053: Application of Tiers of Australian Accounting Standards and AASB 2010-2: Amendments to Australian Accounting Standards arising from Reduced Disclosure Requirements.

The financial statements are general purpose financial statements that have been prepared in accordance with Australian Accounting Standards – Reduced Disclosure Requirements of the Australian Accounting Standards Board (AASB) and the Corporations Act 2001. The Company is a not-for-profit entity for financial reporting purposes under Australian Accounting Standards.

Australian Accounting Standards set out accounting policies that the AASB has concluded would result in financial statements containing relevant and reliable information about transactions, events and conditions. Material accounting policies adopted in the preparation of these financial statements are presented below and have been consistently applied unless stated otherwise.

The financial statements, except for the cash flow information, have been prepared on an accruals basis and are based on historical costs, modified, where applicable, by the measurement at fair value of selected non-current assets, financial assets and financial liabilities. The amounts presented in the financial statements have been rounded to the nearest dollar.

The financial statements were authorised for issue on 20th October 2014 by the directors of the Company.

b) Income Tax

The Company is exempt from income tax under section 50-45 of the Income Tax Assessment Act 1997. Accordingly no provision for income taxes has been made in these financial statements.

c) Revenue recognition

Revenue is measured at the fair value of the consideration received or receivable. Amounts disclosed as revenue are net of returns, trade allowances, rebates and amounts collected on behalf of third parties.

The Company recognises revenue when the amount of revenue can be reliably measured, it is probable that future economic benefits will flow to the entity and specific criteria have been met for each of the Company's activities as described below. The amount of revenue is not considered to be reliably measurable until all contingencies relating to the sale have been resolved. The Company bases its estimates on historical results, taking into consideration the type of customer, the type of transaction and the specifics of each arrangement.

Revenue is recognised for the major business activities as follows:

Grants

Grant revenue is recognised in the statement of comprehensive income when the entity obtains control of the grant and it is probable that the economic benefits gained from the grant will flow to the entity and the amount of the grant can be measured reliably.

If conditions are attached to the grant which must be satisfied before it is eligible to receive the contribution, the recognition of the grant as revenue will be deferred until those conditions are satisfied.

When grant revenue is received whereby the entity incurs an obligation to deliver economic value directly back to the contributor, this is considered a reciprocal transaction and the grant revenue is recognised in the statement of financial position as a liability until the service has been delivered to the contributor, otherwise the grant is recognised as income on receipt.

Grants from the government and Tennis Australia are recognised at their fair value where there is a reasonable assurance that the grant will be received and the Company will comply with all attached conditions.

Government grants relating to costs are deferred and recognised in the statement of profit or loss and other comprehensive income over the period necessary to match them with the costs that they are intended to compensate.

ROYAL QUEENSLAND LAWN TENNIS ASSOCIATION LTD
ABN 60 009 713 544
FINANCIAL REPORT FOR THE YEAR ENDED 30 JUNE 2014

Registration fees

Registration fee revenue is received annually over calendar years, and is recognised in the period it is earned.

Interest Revenue

Interest revenue is recognised using the effective interest rate method, which for floating rate financial assets is the rate inherent in the instrument.

Dividends

Dividends are recognised as revenue when the right to receive payment is established.

Other Revenue

Other revenue comprises revenue earned from the provision of products or services and is recognised when the goods are provided, or when the fee in respect of services is receivable.

All revenue is stated net of the amount of goods and services tax (GST).

d) Cash and cash equivalents

Cash includes cash on hand and deposits with an original maturity of three months or less.

e) Financial Instruments

Initial recognition and measurement

Financial assets and financial liabilities are recognised when the entity becomes a party to the contractual provisions to the instrument. For financial assets, this is equivalent to the date that the Company commits itself to either purchase or sell the asset (ie trade date accounting is adopted). Financial instruments are initially measured at fair value plus transactions costs except where the instrument is classified 'at fair value through profit or loss' in which case transaction costs are expensed to profit or loss immediately.

Classification and subsequent measurement

Financial instruments are subsequently measured at either fair value, amortised cost using the effective interest rate method or cost. *Fair value* represents the amount for which an asset could be exchanged or a liability settled, between knowledgeable, willing parties. Where available, quoted prices in an active market are used to determine fair value. In other circumstances, valuation techniques are adopted.

Amortised cost is calculated as:

- (i) the amount at which the financial asset or financial liability is measured at initial recognition;
- (ii) less principal repayments;
- (iii) plus or minus the cumulative amortisation of the difference, if any, between the amount initially recognised and the maturity amount calculated using the *effective interest method*; and
- (iv) less any reduction for impairment.

The *effective interest method* is used to allocate interest income or interest expense over the relevant period and is equivalent to the rate that exactly discounts estimated future cash payments or receipts (including fees, transaction costs and other premiums or discounts) through the expected life (or when this cannot be reliably predicted, the contractual term) of the financial instrument to the net carrying amount of the financial asset or financial liability. Revisions to expected future net cash flows will necessitate an adjustment to the carrying value with a consequential recognition of an income or expense in profit or loss.

(i) *Financial assets at fair value through profit or loss*

Financial assets are classified at 'fair value through profit or loss' when they are held for trading for the purpose of short-term profit taking, or where they are derivatives not held for hedging purposes, or when they are designated as such to avoid an accounting mismatch or to enable performance evaluation where a group of financial assets is managed by key management personnel on a fair value basis in accordance with a documented risk management or investment strategy. Such assets are subsequently measured at fair value with changes in carrying value being included in profit or loss.

(ii) *Loans and receivables*

Loans and receivables are non-derivative financial assets with fixed or determinable payments that are not quoted in an active market and are subsequently measured at amortised cost.

NOTES TO THE FINANCIAL STATEMENTS

(iii) *Held-to-maturity investments*

Held-to-maturity investments are non-derivative financial assets that have fixed maturities and fixed or determinable payments, and it is the entity's intention to hold these investments to maturity. They are subsequently measured at amortised cost.

(iv) *Available-for-sale financial assets*

Available-for-sale financial assets are non-derivative financial assets that are either not capable of being classified into other categories of financial assets due to their nature, or they are designated as such by management. They comprise investments in the equity of other entities where there is neither a fixed maturity nor fixed or determinable payments.

Available-for-sale financial assets are included in non-current assets, except for those which are expected to be disposed of within 12 months after the end of the reporting period.

They are subsequently measured at fair value with changes in such fair value (ie gains or losses) recognised in other comprehensive income (except for impairment losses and foreign exchange gains and losses). When the financial asset is derecognised, the cumulative gain or loss pertaining to that asset previously recognised in other comprehensive income is reclassified into profit or loss.

(v) *Financial liabilities*

Non-derivative financial liabilities (excluding financial guarantees) are subsequently measured at amortised cost.

Fair value

Fair value is determined based on current bid prices for all quoted investments. Valuation techniques are applied to determine the fair value for all unlisted securities, including recent arm's length transactions, reference to similar instruments and option pricing models.

Impairment

At the end of each reporting period, the entity assesses whether there is objective evidence that a financial instrument has been impaired. In the case of available-for-sale financial instruments, a prolonged decline in the value of the instrument is considered to determine whether an impairment has arisen. Impairment losses are recognised in the statement of comprehensive income.

Derecognition

Financial assets are derecognised where the contractual rights to receipt of cash flows expires or the asset is transferred to another party whereby the entity no longer has any significant continuing involvement in the risks and benefits associated with the asset. Financial liabilities are derecognised where the related obligations are either discharged, cancelled or expired. The difference between the carrying value of the financial liability, which is extinguished or transferred to another party and the fair value of consideration paid, including the transfer of non-cash assets or liabilities assumed, is recognised in profit or loss.

f) Plant and Equipments

Plant and equipment are measured on the cost basis less depreciation and impairment losses.

The carrying amount of plant and equipment is reviewed annually by directors to ensure it is not in excess of the recoverable amount from these assets. The recoverable amount is assessed on the basis of the expected net cash flows that will be received from the assets employment and subsequent disposal. The expected net cash flows have been discounted to their present values in determining recoverable amounts.

Plant and equipment that have been contributed at no cost, or for nominal cost are valued and recognised at the fair value of the asset at the date it is acquired.

Depreciation

The depreciable amount of all fixed assets including buildings and capitalised lease assets, but excluding freehold land, is depreciated on a straight line basis over the asset's useful life to the entity commencing from the time the asset is held ready for use. Leasehold improvements are depreciated over the shorter of either the unexpired period of the lease or the estimated useful lives of the improvements.

The depreciation rates used for each class of depreciable assets are:

Class of Fixed Asset	Depreciation Rate
Plant and equipment	10% - 33%

g) Leases

Operating leases are leases under which the lessors effectively retain substantially all of the risks and benefits of ownership of lease items. Payments under operating leases are charged as expenses on a straight-line basis over the lease term.

h) Employee entitlements

Provision is made for the Company's liability for employee benefits arising from services rendered by employees to the end of the reporting period. Employee benefits that are expected to be settled within one year have been measured at the amounts expected to be paid when the liability is settled. Employee benefits payable later than one year have been measured at the present value of the estimated future cash outflows to be made for those benefits. In determining the liability, consideration is given to employee wage increases and the probability that the employee may not satisfy vesting requirements. Those cash outflows are discounted using market yields on national government bonds with terms to maturity that match the expected timing of cash flows.

i) Trade and Other Payables

Trade and other payables represent the liability outstanding at the end of the reporting period for goods and services received by the Company during the reporting period which remain unpaid. The balance is recognised as a current liability with the amounts normally paid within 30 days of recognition of the liability.

j) Comparative Figures

Where required by Accounting Standards, comparative figures have been adjusted to conform to changes in presentation for the current financial year.

When an entity applies an accounting policy retrospectively, makes a retrospective restatement or reclassifies items in its financial statements, which materially impact the financial performance or position presented, a statement of financial position as at the beginning of the earliest comparative period must be disclosed.

k) Goods and Services Tax (GST)

Revenues, expenses and assets are recognised net of the amount of GST, except where the amount of GST incurred is not recoverable from the Tax Office. In these circumstances, the GST is recognised as part of the cost of acquisition of the asset or as part of an item of the expense. Receivables and payables in the balance sheet are shown inclusive of GST.

Cash flows are presented in the statement of cash flows on a gross basis, except for the GST component of investing and financing activities, which are disclosed as operating cash flows.

l) Impairment of Assets

At the end of each reporting period, the entity reviews the carrying values of its tangible and intangible assets to determine whether there is any indication that those assets have been impaired. If such an indication exists, the recoverable amount of the asset, being the higher of the asset's fair value less costs to sell and value in use, is compared to the asset's carrying value. Any excess of the asset's carrying value over its recoverable amount is expensed to the statement of comprehensive income.

Where the future economic benefits of the asset are not primarily dependent upon the asset's ability to generate net cash inflows and when the entity would, if deprived of the asset, replace its remaining future economic benefits, value in use is determined as the depreciated replacement cost of an asset.

Where it is not possible to estimate the recoverable amount of an assets class, the entity estimates the recoverable amount of the cash-generating unit to which the class of assets belong.

Where an impairment loss on a revalued asset is identified, this is debited against the revaluation surplus in respect of the same class of asset to the extent that the impairment loss does not exceed the amount in the revaluation surplus for that same class of asset.

NOTES TO THE FINANCIAL STATEMENTS

m) New and Amended Accounting Policies

Reduced Disclosure Requirements

The Company adopted AASB 1053: Application of Tiers of Australian Accounting Standards, AASB 2010-2: Amendments to Australian Accounting Standards arising from Reduced Disclosure Requirements and all other applicable Australian Accounting Standards – Reduced Disclosure Requirements from 1 July 2013. The Company applied these Standards retrospectively.

AASB 1053 establishes a differential financial reporting framework consisting of the following two tiers of reporting requirements for entities preparing general purpose financial statements:

- Tier 1: Australian Accounting Standards; and
- Tier 2: Australian Accounting Standards – Reduced Disclosure Requirements.

Tier 2 comprises the recognition, measurement and presentation requirements of Tier 1, but substantially reduced disclosure requirements corresponding to the disclosure requirements in Tier 1. The Company qualifies for application of Tier 2 requirements because it is not considered to have public accountability as defined in AASB 1053 and is not otherwise identified as a Tier 1 entity in that Standard.

Employee benefits

During the year, the Company adopted AASB 119: Employee Benefits (September 2011) and the relevant consequential amendments arising from the related Amending Standards, which are mandatorily applicable from 1 January 2013. (As a result, the Company early adopted AASB 2011-11: Amendments to AASB 119 (September 2011) arising from Reduced Disclosure Requirements because the Company's financial statements are prepared under Australian Accounting Standards – Reduced Disclosure Requirements).

The Company has applied AASB 119 (September 2011) with retrospective effect. Among other things, the main changes introduced by AASB 119 (September 2011) relate to defined benefit plans and termination benefits, which have no impact on the Company's financial statements as the Company has no defined benefit obligations or termination benefits at present. Additionally, AASB 119 (September 2011) has introduced revised definitions for "short-term employee benefits" and "other long-term employee benefits". These revisions cause a change in accounting policy for the annual leave provision amounts recognised in the financial statements as explained below.

Provision for employee benefits: annual leave

For the purpose of measurement, AASB 119 (September 2011) defines obligations for short-term employee benefits as obligations expected to be settled wholly before 12 months after the end of the annual reporting period in which the employees render the related services. Previously, annual leave satisfied the definition of short-term employee benefits and therefore the leave liability was measured on an undiscounted basis at the amounts expected to be paid when the liability was settled. However, under AASB 119 (September 2011), as the Company expects that most employees will not use all of their annual leave entitlements in the same year in which they are earned or during the 12-month period that follows, obligations for annual leave entitlements now meet the definition of other long-term employee benefits and, therefore, are required to be measured at the present value of the expected future payments to be made to employees. The effects of the adjustments required were not considered to be material and as such, have had no impact on the value of leave entitlements. Note, that these changes also do not impact the classification of leave entitlements between current and non-current liabilities in the statement of financial position.

Fair value measurement

The Company has applied AASB 13: Fair Value Measurement and the relevant consequential amendments arising from the related Amending Standards prospectively from its mandatory application date of 1 January 2013 and in accordance with the transitional requirements in AASB 13. (As a result, the Company early adopted AASB 2012-1: Amendments to Australian Accounting Standards – Fair Value Measurement – Reduced Disclosure Requirements because the Company's financial statements are prepared under Australian Accounting Standards – Reduced Disclosure Requirements).

No material adjustments to the carrying amounts of any of the Company's assets or liabilities were required as a consequence of applying AASB 13.

ROYAL QUEENSLAND LAWN TENNIS ASSOCIATION LTD
ABN 60 009 713 544
FINANCIAL REPORT FOR THE YEAR ENDED 30 JUNE 2014

n) Economic Dependency

The Company receives grant funding from the Queensland State Government and Tennis Australia Limited that forms an integral part of the revenue used by the Company to achieve its short and long term objectives. At the date of this report the Board of Directors has no reason to believe the Queensland State Government and Tennis Australia Limited will not continue to support the Company.

2. Revenue

	\$	\$
	2014	2013
Operating activities:		
Annual affiliation and registration fees	493,059	498,237
Tournaments and activities receipts, sponsorships, subsidies	3,331,354	2,868,394
Interest and Investment income	110,539	131,178
	3,934,952	3,497,809

3. Expenses

Surplus before tax includes the following specific expenses:		
Expenses:		
Depreciation of non-current assets		
- Plant and equipment	9,790	5,863
Rental expenses relating to operating leases	129,588	93,460
Employee benefit expenses	1,376,194	1,397,975
Bad and doubtful debts expense	58,251	191,936

4. Revenue/Expenses from other activities

	\$	\$
	2014	2013
Income		
Regional Tennis Centres	186,330	239,598

NOTES TO THE FINANCIAL STATEMENTS

	186,330	239,598
Expenses		
Regional Tennis Centres	260,479	422,059
	260,479	422,059

5. Cash and cash equivalents

Cash on hand	500	560
Cash at bank	1,966,069	2,060,544
	1,966,569	2,061,104

6. Trade and other receivables

Trade debtors	466,540	566,313
Sundry debtors	139,667	90,357
	606,207	656,670

Due to the short term nature of these receivables, their carrying amount is assumed to approximate their fair value. Trade debtors above is shown net of a provision for impairment of \$57,322 (2013: \$214,430)

7. Financial assets

Available-for-sale financial assets:		
Investments at fair value		
- Fixed interest securities	2,434,084	2,274,933
- Managed funds	3,485	50,199
	2,437,569	2,325,132

8. Prepaid Expenses - current

Prepayments	56,829	52,505
Prepayments – State office lease	40,000	40,000
	96,829	92,505

9. Prepaid Expenses - non current

	\$	\$
	2014	2013
Prepayments - State office lease	736,667	776,667
	736,667	776,667

ROYAL QUEENSLAND LAWN TENNIS ASSOCIATION LTD
ABN 60 009 713 544
FINANCIAL REPORT FOR THE YEAR ENDED 30 JUNE 2014

10. Plant and Equipment

Plant and Equipment		
Cost	322,628	308,017
Accumulated depreciation	(292,103)	(282,313)
	30,525	25,704

Reconciliations of the carrying amounts of each class of property, plant and equipment at the beginning and end of the current financial period as set out below:

Opening carrying amount	25,704	9,076
Additions	14,611	22,491
Disposals	-	-
Depreciation	(9,790)	(5,863)
Closing carrying amount	30,525	25,704

11. Trade and other payables

Trade creditors	306,680	97,265
Sundry creditors and accruals	533,668	602,732
	840,348	699,997

Due to the short term nature of these payables, their carrying amount is assumed to approximate their fair value.

12. Current liabilities - provisions

	\$	\$
	2014	2013
Provision for annual leave	101,005	117,229
Provision for long service leave	118,718	87,515

NOTES TO THE FINANCIAL STATEMENTS

	219,723	204,744
Analysis of provisions		
Opening balance	226,050	191,973
Additional provision raised	103,160	149,969
Amounts used	(103,537)	(115,892)
Closing balance	225,673	226,050

13. Deferred revenue

Income Received in Advance	421,483	299,012
Deferred Foundation Funds	199,826	197,254
Deferred RTFP Funds	409,562	1,002,855
	1,030,871	1,499,121

14. Non-current liabilities - provisions

Provision for long service leave	5,950	21,306
	5,950	21,306

15. Cash flow information

(a) Reconciliation of Cash

Cash at the end of the financial period shown in the statement of cash flows is reconciled to the related items in the balance sheet as follows:

Cash (Note 5)	1,966,569	2,061,104
---------------	-----------	-----------

(b) Reconciliation of the net profit after tax to the net cash flows from operations:

Profit after tax	266,874	63,315
<i>Non cash items in profit or loss:</i>		
Depreciation	9,790	5,863
Net income on investments (re-invested)	(97,762)	(91,705)
Realised loss on investments	1,064	-

(b) cont.

	\$	\$
	2014	2013
<i>Changes in assets and liabilities:</i>		
(Increase)/decrease in receivables	(81,812)	79,251
(Increase)/decrease in prepayments	35,676	33,409
Increase/(decrease) in payables and accruals	254,873	31,535

ROYAL QUEENSLAND LAWN TENNIS ASSOCIATION LTD
ABN 60 009 713 544
FINANCIAL REPORT FOR THE YEAR ENDED 30 JUNE 2014

Increase/(decrease) in provisions	(377)	34,077
Increase/(decrease) in deferred income	(468,250)	(712,713)
Net cash from/(used) in Operating Activities	(79,924)	(556,968)

16. Capital and leasing commitments

(a) Operating Lease Commitments (Premises)

The Company is currently under a 25 year lease agreement in relation to the office premises at the Queensland Tennis Centre, with no further rent payable over the period of the lease. The total rent of \$1,000,000 for the period of the lease was prepaid in 2009 and is being expensed over the period of the lease on a straight line basis (Refer to notes 8 and 9).

(b) Operating Lease Commitments (Other)

Non cancellable operating lease rentals are payable as follows:

Less than one year	2,880	26,257
Between one and five years	3,360	6,240
More than five years	-	-
	6,240	32,497

17. Member's guarantee

The Company is a company limited by guarantee. There is no authorised or issued share capital. If the Company is wound up, the liability of the members is limited to \$10 each (2013: \$10). As at 30 June 2014 the Company had 19 members (2013: 31).

18. Auditor's remuneration

PKF Hacketts Audit		
Audit of the financial report	25,900	25,400
	25,900	25,400

The auditors receive no other benefits from the Company.

19. Remuneration of Directors

There was no income paid and payable, or otherwise made available in respect of the financial year, to all Directors of Royal Queensland Lawn Tennis Association Ltd, directly or indirectly, from the entity or any related party.

There were 8 Directors (2013: 8) in office during the year. The Directors received no remuneration for the services they performed during their time in office.

20. Related party disclosures

The names of each person holding position of Director of Royal Queensland Lawn Tennis Association Ltd at any time during the financial year are:

K Laffey, L Taylor, D Kingston, R Rolfe, M Whitbread, P Robertson, A Harris and M Bloomfield.

During the year, no other transactions occurred between the Company and member/director-related entities that were not within normal employee, customer or supplier relationships on terms and conditions no more favourable than those available to other employees, customers or suppliers, being the performance of contracts of employment; and the reimbursement of expenses.

NOTES TO THE FINANCIAL STATEMENTS

There were no amounts of remuneration received or due and receivable by the Directors from the Company.

Key management personnel compensation

Key management personnel are:

Cameron Pearson (Chief Executive Officer), Travis Atkinson (Head of Tennis), Michael Blomer (Facilities Development Manager), Matt Richards (Events and Sponsorship Manager), and Elia Hill (Community Tennis Manager).

Tennis Australia makes a contribution toward Key Management Personnel remuneration totalling \$190,323 (2013: \$183,657). Therefore the net cost to Tennis Queensland is \$521,132 (2013: \$605,913).

	\$	\$	\$	\$	\$	\$
	Salary	Super	Bonus	Non-Cash Benefits	Long Service Leave Paid	Total
2014						
Total compensation	614,368	54,793	42,294	-	-	711,455
2013						
Total compensation	637,969	63,294	65,000	-	23,307	789,570

21. Events after the reporting period

No matters or circumstances have arisen since the end of the financial year which significantly affected or may significantly affect the operations of the company, the results of those operations, or the state of affairs of the company in future financial years.

22. Entity details

The registered office of the Company is:

Level 9
123 Albert Street
Brisbane
QLD 4000

The principal place of business is:

190 King Arthur Terrace
Tennyson
QLD 4105

PKF Hacketts



DISCLAIMER

The additional information presented on the following pages is in accordance with the books and records of the Royal Queensland Lawn Tennis Association Ltd, which have been subjected to the auditing procedures applied in our statutory audit of the company for the year ended 30 June 2014. It will be appreciated that our audit did not cover all details of the additional information. Accordingly, we do not express an opinion on such financial information and no warranty of accuracy or reliability is given.

In accordance with our Firm policy, we advise that neither the Firm nor any member or employee of the Firm undertakes responsibility arising in any way whatsoever to any person (other than the company) in respect of such information, including any errors or omissions therein, arising through negligence or otherwise however caused.

PKF Hacketts

PKF Hacketts Audit

Shaun Lindemann
Partner


Brisbane, 20 October 2014

INCOME STATEMENT

DETAILED INCOME STATEMENT FOR THE YEAR ENDED 30 JUNE 2014

	\$	\$
	2014	2013
OPERATING REVENUE		
Affiliation fees	489,474	350,218
Ball sales	18,021	19,556
Court hire	101,332	63,019
Entry fees	144,109	123,460
Foundation revenue	6,000	-
Fundraising income	-	1,198
Government grants	392,472	393,686
Interest income	12,776	39,474
Investment income	97,763	91,704
Memberships	3,585	274,437
Player contributions	9,227	8,049
Project management income	25,156	64,972
Rental income	173,924	177,376
Room hire	166,274	80,066
Sanction fees	60,460	50,007
Sponsorship	137,208	295,297
Sundry income	217,788	985
TA grants & contributions	1,598,706	1,447,641
Ticket sales	20,847	16,664
Competition fees	31,489	-
Coaching	168,389	-
Consumables	35,598	-
Pro-Shop sales	24,354	-
TOTAL REVENUE	3,934,954	3,497,809
LESS OPERATING EXPENSES		
Advertising & promotions	32,909	51,803
Allowances paid	3,202	3,600
Audit fees	25,869	23,823
Bad debts	58,251	23,144
Ball purchases	26,540	24,116
Bank charges	7,288	2,343
Cleaning	55,781	44,644
Club grants	30,112	17,435
Computer expenses	4,654	5,512
Conferences & forums	30,656	43,416
Consultancy	13,409	11,357
Council rates	60,048	26,158
Court hire	86,988	77,825
Court supervisor expenses	17,272	7,181
Depreciation	9,790	5,863
Development initiatives	137,527	124,314
Electricity	80,856	123,046
Exhibition tours	-	21,214
FBT	19,218	14,086
Foundation expenses	6,000	-
Functions	88,734	42,497
Insurance	78,486	72,139
Legal fees	83,080	39,675

	\$	\$
	2014	2013
OPERATING EXPENSES cont.		
Memorabilia storage & development	5,657	6,214
Loss on sale of investments	1,064	-
National Academy expenses	30,554	27,646
Payroll Tax	29,069	19,245
Photocopier expenses	7,842	10,339
Postage & courier	33,960	28,146
Printing	32,853	45,686
Prize money & trophies	161,853	143,479
Referees	11,516	15,223
Regional Initiative Program	59,997	59,591
Regional Participants Grants	-	12,000
Rent	129,588	92,136
Repairs & maintenance	63,782	74,944
Salaries	1,343,544	1,302,726
Security	28,356	44,533
Sponsor servicing	29,540	27,807
Staff related expenses	3,159	11,922
Stationery	15,303	7,649
Subscriptions	2,890	1,411
Subsidies	50,338	77,035
Sundry expenses	9,415	5,359
Superannuation	116,750	100,885
Telephone	41,171	38,262
Ticket purchases	13,252	8,674
Tournament director expenses	7,266	2,222
Tournament expenses	4,434	3,681
Travel & accommodation	188,642	189,920
Uniforms	6,150	3,552
Workers compensation	4,015	2,341
Coaching	47,452	-
Court resurfacing	78,263	-
State facility planning	49,449	-
Consumables	14,661	-
Cost of goods sold	14,474	-
Xstrata program	-	84,214
TOTAL OPERATING EXPENSES	3,593,929	3,252,033
NET SURPLUS / (DEFICIT)	341,023	245,776
PLUS REVENUE FROM OTHER ACTIVITIES		
Regional Centres	186,330	239,598
LESS EXPENSES FOR OTHER ACTIVITIES		
Regional Centres	(260,479)	(422,059)
NET SURPLUS / (DEFICIT) AFTER OTHER ACTIVITIES	266,874	63,315



All our reports are available at
[http://www.tennis.com.au/
qld/us-2/annual-report](http://www.tennis.com.au/qld/us-2/annual-report)

Check our latest news



You Tube

Follow @tennisqld on twitter

www.facebook.com/tennisqueensland

www.youtube.com/user/TennisQLD