

ANNUAL REPORT

TENNIS QUEENSLAND
2016/17



2014-2017 TENNIS QUEENSLAND STRATEGIC PLAN

Strategic Objectives	Immediate Priorities for 2016-17
COMMUNITY Make tennis the most engaging and inclusive sporting community in Queensland	
Offer engaging tennis programs for Queenslanders	Project 80 - reinvigorating clubs through health competitions
Provide relevant and quality local competitions for all players	Book a Court
Connect people to tennis by providing an informative and enjoyable online experience	Hot Shots in schools
FACILITIES More welcoming and sustainable places to play	
Promote a variety of sustainable operating models	Sustainable operators
Target areas for facility growth and consolidation	Facilities in South East Queensland
Identify and build five priority projects based on need	
Develop better relationships with all levels of government	
CHAMPIONS Foster and celebrate more champions* for tennis than ever before *A champion is someone who is passionate about our game!	
Support all administrators, volunteers and RAs by providing best practice models and transparent governance	Annual regional planning
Offer high quality competition and training environments that are safe, demonstrate integrity and are available for all Queenslanders	
Promote past success whilst striving to provide world class training environments	
Reward fans with the best possible experience and encourage their participation in tennis	



VISION
Make tennis a part of life for every Queenslander

AT OUR CORE
Service our affiliates and grow participation

QUEENSLAND BY THE NUMBERS

PARTICIPATION



45k

NO. OF REGISTERED CLUB MEMBERS



11m

AMOUNT INVESTED IN IMPROVING & BUILDING LOCAL TENNIS COURTS



247

CLUBS/CENTRES/ASSOC. AFFILIATED WITH TENNIS QUEENSLAND



311

NO. OF NEW & UPGRADED TENNIS COURTS BUILT



86k

ANZ TENNIS HOT SHOTS AND FITBIT CARDIO TENNIS PARTICIPANTS



443

SCHOOLS IN THE NATIONAL SCHOOLS PARTNERSHIP PROGRAM

PERFORMANCE



9

QUEENSLAND PLAYERS REACHED TOP 10 AUSTRALIAN RANKINGS WITHIN 2016-17



#1

QUEENSLAND MALE: BERNARD TOMIC



#1

QUEENSLAND FEMALE: SAMANTHA STOSUR

PERFORMANCE



5k

PLAYERS REGISTERED TO PLAY IN TENNIS COMPETITIONS



19

QUEENSLAND PLAYERS RECEIVED SCHOLARSHIPS TO DEVELOP THEIR GAME



12

PLAYERS RANKED INSIDE THE TOP 500 OF THE ATP/WTA



209k

QUEENSLAND TOURNAMENT PRIZE MONEY FOR LEADING ATHLETES

DELIVERERS



74

TEACHERS BECAME TENNIS AMBASSADORS



453

NO. OF COACH MEMBERS DELIVERING TENNIS

FANS



96k

SPECTATORS ATTENDED BRISBANE INTERNATIONAL



48k

FANS OF THE SPORT ENGAGED AT LOCAL TENNIS EVENTS & ACTIVATIONS

DIGITAL



184k

USERS VISITED TENNIS QUEENSLAND'S WEBSITE



46k+

'DOWN THE LINE' ENEWSLETTER SUBSCRIBERS



4658

FOLLOWERS CONNECTED TO QUEENSLAND TENNIS VIA SOCIAL MEDIA



13k

SUBSCRIBERS TO QLD AND BRISBANE INTERNATIONAL CHANNELS

PRESIDENT'S REPORT



On behalf of the Board of Tennis Queensland, it gives me great pleasure to present the President's Report for 2016/17.

After an extensive consultation process with a wide cross section of the tennis community, our Board of Directors approved our new Strategic Plan for 2017-2020. The process of reflection, review and consultation resulted in the formulation of our key strategic objectives across the three key pillars of People, Places and Products. This plan will guide the future direction of our organisation and ensure our limited resources are used to deliver the best possible outcomes for our affiliates.

In September last year, long serving CEO Mr Cameron Pearson stepped down to pursue new opportunities with the Tennis Australia events team. Cameron leaves a lasting legacy and many friends across our state, however he will be best remembered for how he and his team developed the Brisbane International into a world-class sporting event. On behalf of board and management I thank Cameron for his dedication, professionalism and passion towards servicing the needs of Tennis in Queensland and we wish him all the best in the future.

New CEO of Tennis Queensland Mr Geoff Quinlan was appointed in September 2017. Geoff was formerly the CEO of Tennis West, and brings with him vast experience in running a state sporting organisation as well as former Australian Open series event, the Hopman Cup. In the short time Geoff has been with us he has made improvements across a number of areas in the organisation and continues to drive and grow the Brisbane International in his joint role as Tennis Queensland CEO and Brisbane International Tournament Director.

During the year our board also saw the retirement of Mr Ross Rolfe. Ross is a life member of Tennis Queensland and has provided our board with more than 10 years of dedicated service. On behalf of the organisation, we thank him for his considerable contribution to the sport over the years. Ross was succeeded by Mr Michael James who was elected at our Annual General Meeting in October. Board Members, Regional Company Members and Judiciary Members play an important part in the governance of our organisation; providing their time and expertise on a totally voluntary basis. On behalf of the tennis community I thank them for their ongoing contribution.

I would also like to acknowledge the ongoing assistance Tennis Queensland receives from Tennis Australia, in particular Tennis Australia Acting President Mr Chris Freeman and CEO Mr Craig Tiley. Both work tirelessly at the highest level of our sport, and have made significant changes which benefit Queensland in the areas of the Emirates Australian Open Series, player development and various participation initiatives.

Financially Tennis Qld has performed well with a surplus of \$229,193 and reserves of \$4,480,585 at balance date. We are in a very sound financial position and we continue to maintain a conservative financial position as we balance the immediate priorities of the organisation against the future needs and requirements of the sport. The Tennis Queensland team have worked within tight budgetary constraints and delivered a high quality professional service to our stakeholders.

Reserves have surpassed \$4 million and our board has approved a Capital Management Plan that will provide

our executive with guidance on how these funds should be invested in the sport moving forward. Tennis across Queensland has many competing needs for investment, and it is important this process is managed to ensure the best outcome for all.

Financial viability and sustainability of our affiliates is a prime focus for Tennis Queensland. Our strategy to assist club engagement within communities, and develop new and exciting programs that retain existing and attract new members is working. Registered player and ANZ Tennis Hot Shot numbers continue to grow and we are committed to ensuring a healthy uptake of players continues. Tennis Queensland is developing greater resources that will help clubs access and leverage the tools we have available. Additionally, our Participation Leaders, School and Leagues Coordinators are available to assist and support where necessary.

Our team also has a strategic focus on improving relationships with all levels of government. Last year we embarked on developing a State Facility Plan as well as individual plans with 11 local councils. Part of the plan saw the team conduct an industry first audit of every facility across Queensland to determine their immediate and future capital needs. Our team also used population data to determine areas that require servicing with new or upgraded facilities. These plans are assisting the development of long term strategies with government to enable targeted and increased levels of funding for Tennis.

In April, Brisbane hosted the Davis Cup tie between Australia and the USA with Australia defeating the USA 3:2. The event provided an excellent opportunity to promote our sport and engage with the community, government and sponsors over three days of electric tennis. The Tennis Queensland team performed exceptionally well in the delivery of the event and seizing the opportunity to showcase our sport.

The Brisbane International continued the success from previous years and saw Rafael Nadal visit Brisbane for

the first time. Attendance figures continue to be in the realm of 100,000, with a worldwide television audience. We thank the major sponsors, the Queensland Government and Brisbane City Council, for their support of this event. Tennis Queensland continues to work closely with the Brisbane International team to incorporate activities involving our registered players and affiliates, including the Queensland Money Race Finals, Brisbane International Schools Challenge, Queensland Coaches Forum, National Schools Partnership Program Teachers Workshop, Club Master Class and the President's Morning Tea.

During the Brisbane International we welcomed Mr Milton Rothman as a life member of Tennis Qld. Milton has contributed over his lifetime to our sport as a player, coach, administrator and volunteer and he was congratulated during an on-court ceremony during the Brisbane International by his past student John Millman.

Looking forward Tennis Queensland will continue to deliver on its strategic plan and continue making tennis Queensland's most engaging sport. I sincerely thank everyone associated with tennis in the state and look forward to continually giving my utmost to improve our sport in this great state.

Mark Bloomfield
Tennis Queensland President

CEO REPORT



It is with pleasure that I provide this CEO report, my first for Tennis Queensland, for the year through to 30 June 2017.

In the past 12 months we developed an ambitious Strategic Plan to take us through to 2020 to make tennis Queensland's most engaging sport. Our vision is to create a sport that delivers tennis experiences that engage all Queenslanders from ANZ Tennis Hot Shots kids starting their tennis journey, fans at the Brisbane International, performance players in our National Academy through to our thriving tennis senior's competitors.

I'd like to take this opportunity to thank the members, players, administrators and coaches who have contributed their voice to the 2020 Strategic Plan throughout its development. We look to deliver this with all our partners, sponsors, government and volunteers, without whom, we couldn't deliver the sport. I encourage you to read through the Tennis Queensland Strategic Plan through to 2020 and consider how your club and organisation may best align to the priorities within.

As we come to the end of the cycle of the Tennis Queensland Strategic Plan 2014-2017 we report against themes of Community, Places to Play and Champions:

COMMUNITY: Make tennis the most engaging and inclusive sporting community in Queensland

Over the three-year Strategic Plan, Queensland club membership has increased overall with 45,349 club members at the end of the 2016-2017 financial year.

The ANZ Tennis Hot Shots program continued to attract more kids to tennis, this result is truly meritorious as the options for kids today makes this area of our business very competitive. As part of our strategy to increase participation by focusing on schools, two School Development Coordinators were appointed to drive this strategy. Currently 443 Queensland primary schools have signed up to deliver ANZ Tennis Hot Shots through the Partnership program and a further 74 primary schools have signed up to deliver the Play program; In the 2016-2017 year alone registrations grew by 64% for the Partnership program and 117% for the Play program, exceeding a total of 69,000 Queensland school students participating in ANZ Tennis Hot Shots throughout the year.

Social media followers have increased well above expectation and digital channels continue to be the preferred method of engagement between the governing body and our players and deliverers. Throughout the year we have embarked on major projects to ensure our digital platforms are meeting the needs of the tennis community.

The Rally Kit was launched in November as an online resource to guide clubs through the development and implementation of tennis competitions and leagues. Critical feedback in the development of the 2020 Strategic Plan led to the objective of expanding the Rally Kit into a comprehensive club tool including all relevant areas for club health and participation growth that will be delivered in early 2018.

PLACES TO PLAY: More welcoming and sustainable places to play

The largest and only facility review of affiliated bodies

across the state was completed from February to April 2017. Tennis Queensland with the support of Tennis Australia's Places to Play team and our affiliates reviewed over 250 facilities and 1,500 courts.

Although the results are daunting, we now have a comprehensive view of the tennis infrastructure in Queensland. In summary Tennis Queensland has an \$80 million problem with the condition of our existing infrastructure. We also require \$54 million in investment to develop a number of Greenfield sites that primarily address our shortfall of courts in South East Queensland (SEQ). These greenfield site projects will be identified via the planning process, particularly within the 11 nominated priority LGA's.

It is well known that SEQ, in particular Brisbane has a severe shortage of tennis courts. At present we are approximately 400 courts behind the capital city average. Our analysis of the industry suggests that more than half (80) of the privately owned courts in Brisbane (140) are at risk, nearly one in five of the total number of courts in greater Brisbane. These factors along with an escalating population growth will put us further behind the demand for courts in SEQ. Complete strategic plans for facility investment, infrastructure needs and participation priorities based on the findings have been completed with priority LGA's. Completion of the Queensland Tennis Facilities Plan - 2028 will be critical to addressing the challenges of tennis infrastructure in Queensland.

We were able to surpass the target of 85 new courts built around Queensland for the 2014-17 Strategic Plan period.

The Book a Court online court booking initiative has five venues up and running and a further 10 systems in implementation phase. This initiative is genuine innovation in our sport, the first five pilot installations (all located within SEQ) are:

- / Redcliffe Tennis Association
- / Redland Bay Tennis Club
- / Kangaroo Point Health and Fitness
- / Sandgate District Youth Tennis Association
- / Burleigh Heads Tennis Club

CHAMPIONS: Foster and celebrate more champions for tennis than ever before

Queensland has consistently exceeded targets in the performance area, with 35% of national scholarship holders coming from Queensland and even more national athletes choosing to train and develop in Queensland due to the quality of the facilities and team available. As well as the training environments, Queensland continues to host the country's largest and most successful tournaments such as the Rod Laver Junior Championships and the Toowoomba Pro Tour - both of which have been presented national awards during the Strategic Plan period.

OUR PINNACLE EVENTS

A crowd of 96,107 fans poured through the gates of Queensland Tennis Centre to enjoy eight days of superb on-court action and off-court entertainment at Brisbane International 2017 presented by Suncorp. Four night sessions achieved record attendance, a coup for the growing popularity of this great event.

Grigor Dimitrov (BUL) and Karolina Pliskova (CZE) were crowned the men's and women's singles champions. Australian duo Thanasi Kokkinakis (SA) and Jordan Thompson (NSW) won the men's doubles title in their first tournament as a pairing whilst top seeds Bethanie Mattek-Sands (USA) and Sania Mirza (IND) were victorious in the women's doubles draw. The strongest field ever competed with five of the top ten men and five top ten women: Rafael Nadal, Stan Wawrinka, Milos Raonic, Kei Nishikori, Dominik Thiem, Angelique Kerber, Karolina Pliskova, Dominika Cibulkova, Garbine Muguruza and Svetlana Kuznetsova.

Following the Brisbane International in April we hosted a successful Davis Cup tie whereby Australia defeated the United States of America to advance to the semi-finals of the World Group. The hugely successful tie was hosted at the Queensland Tennis Centre where over 16,400 fans created an exhilarating atmosphere at Pat Rafter Arena. We were able to host a significant number of stakeholders, deliver many activations and the feedback was overwhelmingly positive.

THANKS

Tennis Australia continue to provide shared services, including but not limited to: finance, legal, human resources, IT, marketing and media. Without this support we could not operate. I'd like to thank CEO Mr Craig Tiley for the ongoing support of Tennis Queensland and for his leadership in bringing Tennis Australia and the other Member Associations closer together to achieve our shared vision for tennis in Australia.

To the Board of Tennis Queensland, who are all volunteers and work tirelessly for the sport, thank you for your leadership and governance of our sport, we are in safe hands.

I'd like to acknowledge the work of Tennis Queensland President Mr Mark Bloomfield for his leadership, hard work, integrity, support and encouragement he has provided me and the Tennis Queensland team. Speaking of the Tennis team, and for clarity this includes the Tennis Queensland, Tennis Australia and Brisbane International teams that work out of Queensland Tennis Centre and within the regions as ONE TEAM, you would not meet a harder working, more dedicated or focused team in any sport. I'd like to recognize their work throughout the year and thank them for all the work, long hours and weekends they give willingly to tennis. Just over twelve months into my role as CEO of Tennis Queensland and Tournament Director of the Brisbane International and I am privileged to lead such a cohesive team.

Finally, I'd like to thank the tennis community in Queensland who have made me feel so welcome at every club I've visited and every tournament and competition I've attended. I know I've still got many clubs to visit, I truly look forward to getting around to as many as I possibly can, as soon as I can.

Geoff Quinlan
Tennis Queensland Chief Executive Officer

CEO REPORT

TENNIS AUSTRALIA



Tennis is and always will be the sport for everyone. If you can pick up a racquet, it does not matter your race, gender, ability, age or sexual orientation, tennis will welcome you with open arms. Our sport has long been displaying the values of equality, inclusion and diversity.

We believe our sport, and indeed sport in general, is a very powerful vehicle for social change in this world. Earlier this year I had the privilege of addressing the 2017 Women's Empowerment Principles Forum at the United Nations in New York in a bid to further promote gender equality in sport and across all business sectors.

We have a lot to be proud of in Australian tennis, nonetheless, there is still more that can be done and we are determined to continue our pledge to influence real change.

This year has seen a renewed focus on the positive role that tennis plays in the community and no event highlighted this more than the 2016 Newcombe Medal and the Australian Tennis Awards. The night showcased community stories from around Australia and culminated with Dylan Alcott (VIC) being awarded

the highest honour in Australian tennis. Queensland's Kimberley Birrell was awarded Junior Athlete of the Year on the night.

Introducing the game

ANZ Tennis Hot Shots introduced record numbers of children to the game this year with 384,584 taking part in the program nationally – up 80 percent on 2015-16. Queensland alone managed a 94 percent increase of registered ANZ Tennis Hot Shots participants with 84,104 playing in 2016-17.

The Schools Partnership Program stimulated a lot of the growth which led to ANZ Tennis Hot Shots being recognised as the number one delivered Australian Sports Commission Sporting Schools Program in Australia. There are currently more than 2,000 schools nationwide, 459 in Queensland, participating in the School Partnership Program as part of their health and physical education curriculum.

Another highlight of this past year was former Grand Slam champions Todd Woodbridge and Alicia Molik leading an ANZ Tennis Hot Shots Racquet Roadshow during April to May 2017 to celebrate the delivery of 80,000 racquets to first year primary school students. They visited more than 35 schools, travelling more than 10,000 kilometres to meet 15,000 kids and drive awareness of the initiative and the Schools Partnership Program.

The competitive arm of the program, previously known as leagues, was revamped into ANZ Tennis Hot Shots Match Play this year. There are now more than 15,000 children taking part at 380 venues nationwide, with 432 schools registering to deliver it in the past 18 months. Queensland currently has 74 schools involved.

Daria Gavrilova and Thanasi Kokkinakis signed on as ANZ Tennis Hot Shots Match Play Ambassadors to help inspire the next generation of champions.

Opening up tennis

The Book a Court program continues to open up tennis across Australia by allowing casual players to book and pay for courts online.

Book a Court was first piloted in 2015-16 and has been installed in 56 venues nationwide. This year there have been 37,834 bookings from 7,255 unique players generating \$249,029 in online payments unlocking new revenue streams for all clubs involved.

During this pilot phase of the program much focus has gone into identifying best practices to ensure a smooth roll-out over the coming years.

Inspiring others

We continue to grow the game and engage more fans through the promotion of our leading athletes.

The Australian Pro Tour is a great example of how we provide a platform to bring elite tennis to more towns and communities countrywide. Running from September to April and attracting strong fields, the series offers more than USD \$1.1 million in prize money and 15,000 valuable ranking points as added incentive. Queensland star Lizette Cabrera earned herself an Australian Open wildcard for her efforts in Pro Tour events.

The annual December Showdown tournament at Melbourne Park featured the most promising junior talents competing for national titles across 16 days and saw Queensland's Olivia Gadecki take out the 14/u girls' title and the boys from Queensland winning the 14/u team event.

Australia's John Peers and Henri Kontinen (FIN) claimed their maiden Grand Slam doubles title at Australian Open 2017 while Dylan Alcott won the quad wheelchair singles title for the third consecutive year in front of a huge crowd on Rod Laver Arena, the first time a wheelchair final was played on centre court at any Grand Slam. Rising superstar Daria Gavrilova won her way to the fourth round, the best performance of all main draw Australians.

Grand Slams to grassroots

The growth of our world class events continues to allow us to generate revenue to reinvest back into the sport.

A growing crowd of fans poured through the gates of Queensland Tennis Centre once again to enjoy a historic week of tennis at Brisbane International 2017 presented by Suncorp, where Grigor Dimitrov (BUL) and Karolina Pliskova (CZE) were crowned the men's and women's singles champions.

Thrillingly, for two of Australia's most exciting young stars Thanasi Kokkinakis (SA) and Jordan Thompson (NSW) beat Gilles Muller (LUX) and Sam Querrey (USA) to take out the men's doubles title in their first tournament as a pairing.

In the pursuit of becoming the world's greatest sports entertainment event, this year we increased our overall Australian Open entertainment, food, and tennis offerings and it paid dividends. A record 728,763 fans visited Melbourne Park during Australian Open 2017, smashing the previous record of 720,363 set in 2016. For the first time there were 503,382 attendees in the tournament's first week, breaking the half million barrier.

While on the court, in arguably the most anticipated men's singles final in tournament history, Roger Federer won an unprecedented 18th Grand Slam title, overcoming nemesis Rafael Nadal in a five-set thriller. The 35-year-old Swiss maestro returned from a six-month injury lay-off to become the second oldest Grand Slam champion in the Open era, a victory that thrilled his many fans. It followed a historic women's final showdown between American sisters Venus and Serena Williams.

Serena took the spoils, claiming a 23rd Grand Slam title to become the most prolific Open era champion. News the 35-year-old was pregnant with her first child emerged several months later, making the achievement even more remarkable.

Investing into growth

The success of our events has allowed us to reinvest back into the sport and this year there has been 176 projects funded through the National Court Rebate Program. The total project value exceeded \$34 million and resulted in 342 new or resurfaced courts, including 155 ANZ Tennis Hot Shots mini-courts.

More than \$100,000 was distributed as part of the second round of AO Community Grants program in 2017. More than 30 recipients will use these grants to undertake projects that will deliver tennis opportunities to deserving communities in inclusive and engaging ways. This demonstrates how tennis can have a positive impact on local communities and be used as a vehicle to connect and engage individuals who face barriers to participation.

Our vision for the future

Much work has taken place behind the scenes as we work together across the nation bringing to life our strategic plan to make tennis the activity of choice in Australia.

As we continually push to connect more people to tennis, the next few years are particularly exciting for our sport. We believe that by continuing to deliver world-class entertainment with tennis at the core, we can drive revenue to reinvest back into growing the sport.

Our great partnership with Tennis Queensland has continued under the new leadership of CEO Mr Geoff Quinlan who took over from Cameron Pearson in the latter half of 2016. We'd like to thank Cameron for his dedication to tennis in Queensland and we look forward to working with all of you to achieve our shared vision.

Craig Tiley
Tennis Australia Chief Executive Officer

GROWING PARTICIPATION



ANZ TENNIS HOT SHOTS

The ANZ Tennis Hot Shots (ANZTHS) program introduces primary school aged children to tennis using modified rules and equipment tailored to their age and ability. A staple in open days, primary schools and club activations across the state, ANZTHS is an engaging entry point into the sport for kids 12 and under.

Registrations for ANZTHS grew almost exponentially with 85,022 recognised participants in the program. The significant growth can be attributed to the survey results of our Primary School Partners who have provided anecdotal participation numbers in the curriculum.

The foundation for the growth of the program has been in parallel to the accelerated growth within our delivery network. Currently there are 747 deliverers of the program that are made up of coaches, community play partners and school partners. The Sporting Schools program has been particularly successful with a further 109 schools partnering with tennis in Queensland, bringing the end of financial year total to 459.

GROWING PARTICIPATION



Hot Shots Match Play

With ANZTHS now firmly established as a successful entry point to tennis, there's a renewed focus on encouraging kids to transition from a learning environment to competitive play, bringing about Tennis Australia's new initiative, Match Play.

A growing number of clubs and coaches are running ANZTHS Match Play at their centres; a flexible program that offers a valuable first team and competitive experience, without requiring commitment to an entire season. Match Play helps build the foundation for future stars and Grand Slam winners, as well as social players who can enjoy a life-long relationship with tennis.

Hot Shots Highlights

- / 11 clubs and 70 players participated in ANZTHS demonstrations on Pat Rafter Arena during Brisbane International 2017, presented by Suncorp.
- / Inaugural editions of inter-club ANZTHS leagues at Tennis Brisbane and Logan Tennis City with teams from six clubs respectively representing their centres to play against different players in a new competitive format.
- / 70 venues across the state offered ANZTHS Match Play opportunities to players transitioning them from learning the game to playing matches.
- / 54 Free Tennis Days hosted by affiliated tennis clubs featured ANZTHS

SOCIAL PLAY

Following on from the success of "Opening Up Tennis" in Victoria, Tennis Australia and Tennis Queensland began installing pilot Book a Court pinpad technology systems across five venues in the greater Brisbane and Gold Coast metropolitan areas. The Book a Court initiative is designed for the social player, offering an easy way to access their local courts through an online booking system.

Tennis Queensland successfully secured grant funding from the State Government and National Court Rebate Scheme to install a further 10 systems across the state. These installations are underway and should be completed by October 2018.

Tennis Queensland is in the process of applying for another grant in 2017-18 to install a further 15 pinpad technology systems across Queensland. If the grant opportunity is successful, it is anticipated the installations would be completed during 2018. Once there's a wider footprint of centres connected to

the system, we can begin a widespread marketing campaign that promotes and encourages social tennis through the Book a Court venues.

Book a Court will provide better access to otherwise inaccessible (i.e. locked up) tennis facilities via an online court booking system that links to gate access and court lighting.

Once venues have had the opportunity to trial this innovative new technology and demonstrate its value, we will look to provide additional information, funding partnership and assistance opportunities for other clubs interesting in taking on the exciting new initiative.

COACHES

In Queensland, 468 registered Tennis Australia Coach Members continue to drive participation and performance across the state.

Training and Professional Development

- / Intro/National School Partnership Program (255)
- / Junior Development Course (31)
- / Club Professional Coaching Course (8)
- / University project - NSP (430 students across 3 universities)
- / Site visits to clubs (40)

Over the past 12 months 60 workshops have been delivered to 821 coaches who attended professional development and networking opportunities throughout Queensland - the highest numbers nationally.



OFFICIALS

There were six Court Supervisor Courses in the 2016-17 period held to upskill new officials, with 13 new Court Supervisors accredited. Nine new Line Umpires were also accredited and several more are working towards accreditation. There is also one new accredited Level B referee.

Dalby, in the South Region, held a Court Supervisor Course with seven participants and all achieved accreditation. They are now completing their membership registration.

Tennis Australia has continued to provide more streamlined services and support to all officials, with Tennis Australia's officiating website giving access to policies, resources and officiating news.

It was a successful year for Rob Leak, who won the Queensland Tennis Awards Most Outstanding Official, along the Sporting Wheelies and Disability Official of the Year for his officiating at Rio Para Olympics 2016. Leak was also named a finalist for the Most Outstanding Official at the Australian Tennis Awards.

Meanwhile the 2017 Australian Open saw one of our respected ITF badge referee, Les Killer, announce his retirement as an AO Wheelchair Referee, a role which he has performed over many years at the elite, international level. Killer has had a significant contribution to officiating in our sport and will remain a mentor locally.

Officiating Highlights

- / James Tucker was appointed assistant Chief of Officials at Brisbane International 2017.
- / Many Queensland line umpires were selected to officiate the Brisbane International 2017 finals.
- / Several QLD officials were selected to officiate finals at Australian Open 2017.
- / A squad of 19 line umpires worked on Brisbane's Davis Cup tie.
- / Nick Marjason was a line umpire at the 2017 French Open, in Paris.
- / Simon Cannavan, Rob Leak and Shannon Walding were all selected to officiate at Wimbledon 2016.
- / David Lecce was selected to officiate as a Line Umpire at the 2016 US Open. Simon Cannavan and Leanne White also officiated at the US Open.
- / Madeline Ilic achieved an ITF White badge for Chair Umpire.

SCHOOLS

As a part of the national focus to increase participation by focusing on schools, two School Development Coordinators were appointed in Queensland in August 2016 to drive the national strategy.

School Stats

- / 238 Teacher Ambassadors
- / 443 Partner schools
- / 74 Play schools



GROWING PARTICIPATION



SPORTING SCHOOLS

Sporting Schools is an Australian Government initiative designed to help schools increase their children's participation in sport and to connect them with community sporting opportunities. Tennis Australia offers two programs as part of Sporting Schools for Primary Schools - the Partnership and Play programs. Both Sporting Schools tennis programs complement the already existing ANZTHS program.

Currently, 443 Queensland primary schools have signed up to deliver ANZTHS through the Partnership program as part of the school's curriculum. A further 74 primary schools have

signed up to deliver the Play program; driving a focus on school competitions and match play. In 2016-17 registrations grew by 64% for the Partnership program and 117% for the Play program, exceeding a total of 69,000 Queensland school students participating in ANZTHS throughout the year.

PROFESSIONAL DEVELOPMENT

Teachers

During 2016-17, 18 ANZTHS in Schools Professional Development sessions were run across all regions of Queensland for 178 teachers. Five workshops were also conducted about the INtenniscITY technology platform and running intra-school competitions.

Coaches

A total of 62 coaches attended Tennis in Schools information workshops during 2016-17. Sessions focused on the updated Tennis in Schools curriculum resource, school program options for coaches and the updated guidelines for the Brisbane International Schools Challenge Red Ball competition.

PILOT PROJECT - SCHOOLS

A partnership between Tennis Australia, the Australian Sports Commission and Education Queensland lead to a pilot project in South West and North West Queensland to collect data on participation barriers in regional Queensland. The project's main priority is to rejuvenate participation in regions where there isn't an established club or access to coaching. Equipment and professional

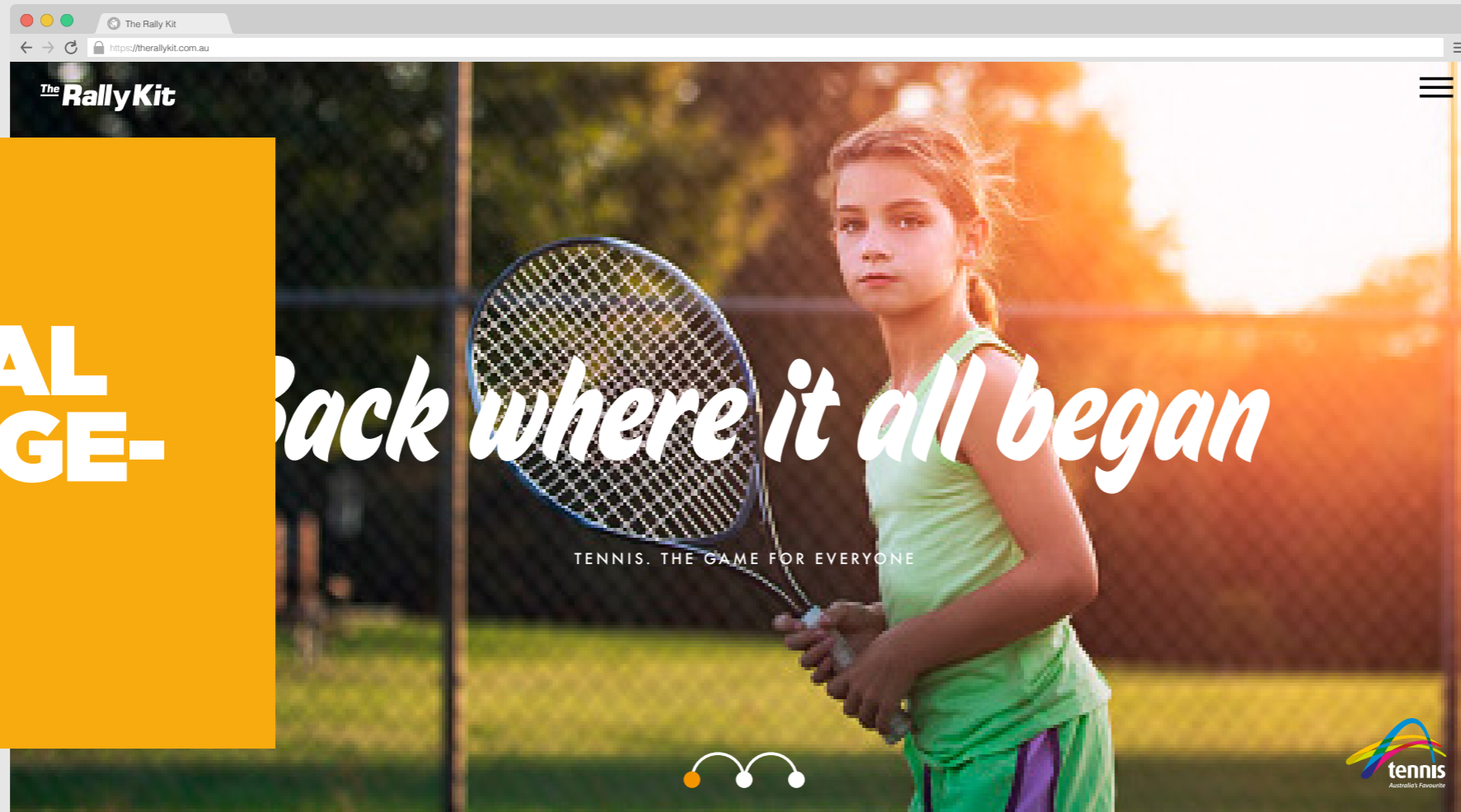
development was provided to 48 interested schools, with participants completing pre and post project surveys to indicate whether the equipment and professional development assisted in removing barriers.

School Highlights

- / More than 50 teachers from partnered schools across Queensland attended the Teachers' Appreciation Breakfast during Brisbane International 2017, presented by Suncorp.
- / Inaugural School Education Program implemented by Tennis Queensland in partnership with the Turkish Embassy, Youth of Tomorrow and Mates 4 Mates. Four schools with a total of 200 students participated in the event which linked the commemoration of ANZAC Day with tennis-based activities and a showcase of the National Academy.
- / 9,281 Prep racquets donated to 164 schools with former Australian doubles Grand Slam champion and Davis Cup representative Todd Woodbridge hand delivering racquets to prep students at Coomera Rivers State School, Mount Cotton State School, Calamvale Special School, Cannon Hill Anglican College, St. Joseph's Catholic Primary School (Biloela) and Gladstone West State School.
- / 120 students from 8 schools across Brisbane participated in the annual Inclusive Gala Day run by Tennis Queensland and Lifestream. This event led to an increase in Special School partner registrations from one to eight, with 50% completing repeat programs.



DIGITAL ENGAGE- MENT



THE RALLY KIT

The Rally Kit was created in late 2016 as an online tool to assist clubs in creating or reinvigorating their established leagues. Its aim is to enable clubs to take a step back and evaluate their surroundings and available demographics before providing a step by step guide on how a league could be implemented to target these groups.

In essence, the Rally Kit is an online tool that has everything you need to reinvigorate your club. It can be used to create a new league specific to your club's needs, or enhance an already established league. The Rally Kit aims to guide your club through tried and tested formats to attract new members and increase participation.

The Rally Kit is now in an expansion stage to begin encompassing all aspects of club life within the site. It will become a one-stop-shop for affiliates to house and find information about tournaments, inclusion, business operations, grants, funding and much more in an interactive and engaging way.

LEAGUE MANAGER & MATCH CENTRE

A number of Queensland tennis clubs have started using the free national competition software League Manager. The software provides an easy way to administer competitions and publish draws, results and ladders online for all players to access.

The system provides a nationwide platform and aims to centralise all team tennis competition results from around the country. All state-wide competitions like the Brisbane International Schools Challenge, the Queensland Secondary Schools Team Tennis Competition or premier leagues such as the Brisbane, Sunshine Coast, Gold Coast and North Tennis League are also covered on the website.

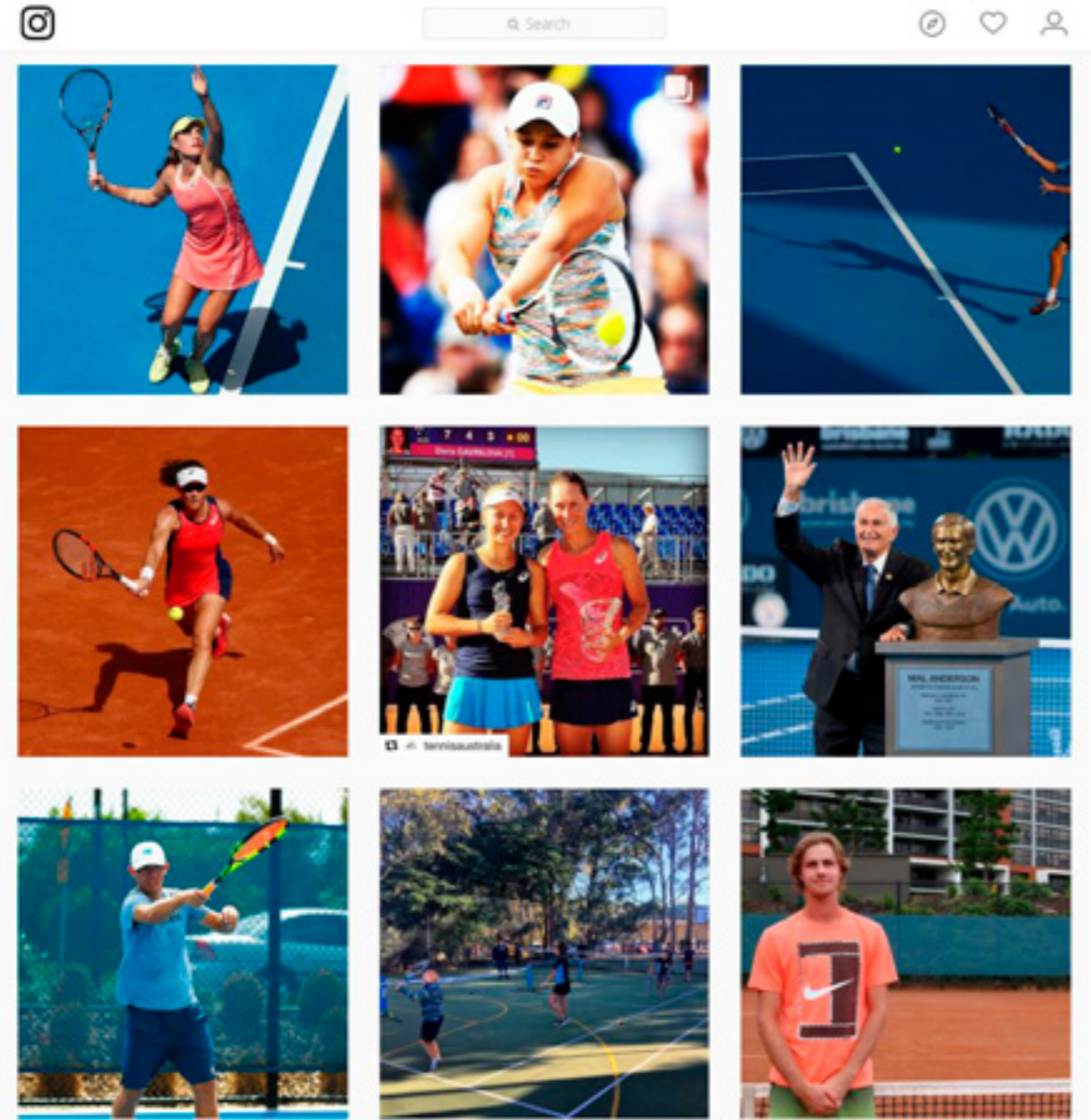
New features like a National Player Rating have recently been introduced to assist with grading teams and further reducing administration burden for club volunteers.

COMMUNICATIONS

	2017	2016	Increase YoY
Social Media	Likes	Likes	
Facebook	2924	2330	25.5%
Instagram	644	494	30.4%
Twitter	1065	1016	4.8%

E-Communication	Who receives it	Unique Open Rate Year Average
Down the Line	All registered tennis participants	23.9%
Club Update	Presidents, Secretaries and Treasures of all affiliates	41.8%

Website
Tennis Queensland had **184,273 views** in 2016/17



PLACES TO PLAY



BUILDING PLACES TO PLAY

During 2016-17, Tennis has placed a strong emphasis on the need to develop new tennis facilities in areas of identified need. This need is based on the ratio of publically accessible courts for the area and how far above the “target ratio” these regions are.

Queensland areas where the need is greatest include the greater Brisbane metropolitan region, and the rapidly growing corridors between Brisbane, the Gold Coast, Sunshine Coast and Ipswich. New facilities have become a focus when talking with all levels of government in these locations. However, all levels of government are also looking for additional evidence beyond the traditional population-to-courts ratio to justify the development of new facilities. Further details of how this is being addressed has been provided in the Queensland Facilities Development Strategy to 2028 section of this report.

Securing funding for new facilities and significant upgrading of existing centres is challenging for the sport, as the amount of grant opportunities has remained fairly static in recent years. There is also a need to ensure our existing facilities are properly maintained so they remain welcoming and attractive to new and existing players. Therefore, our ability to create new facilities for the growing population of Queensland is heavily reliant on the support of Local and State Governments.

For the ongoing maintenance of our facilities, we strive for our affiliates to be financial viable and sustainable to avoid reliance on grant funding. The success of some of our larger and busier facilities are great case studies of this, with Tennis and Government stakeholders using these examples to create successful practices at all new facilities moving forward.

NEW FACILITIES AND UPGRADES

This year saw 36 new courts constructed against a target of 35 as well as 275 courts upgraded. The total investment into these projects was approximately \$11.6 million. Some of the more significant new and upgraded tennis facility projects completed this year are listed in the following table.

NEW FACILITIES AND MAJOR UPGRADES

Affiliate Name	New Full-sized Courts	New Mini Courts	Upgraded/ Resurfaced Courts	Court Lighting Upgrade	Notes
Gold Coast Seniors and Miami Tennis Clubs	10	4			Included the development of a satellite clubhouse, roadworks and car parking
Sheldon College	6				
Highfields Sports Park	4				Multi-purpose courts
Mueller College (Rothwell)	3				Indoor multi-purpose courts
Mackay Tennis Association			13		
Gympie District Tennis Association			10		
Roma Tennis Club			6		
Western Suburbs Tennis Club (Townsville)			6		
Mooloolaba Tennis Club			6		
Tennis Rockhampton Ltd			5		
Gold Coast Regional Tennis Club			5		
Yeronga State School			4		
Helensvale State High School			4		Multi-purpose courts
Samford Tennis Club	2				
Murgon and District Tennis Association			2	6	Included upgrade of fencing to all 6 courts
Pimpama Island Sports Association				4	
Caboolture and District Lawn Tennis Association				12	
Burleigh Heads Tennis Club	1			4	
The Southport School (Junior School Campus)			2		
Charters Towers Tennis Club Inc			8		



PLACES TO PLAY



COURT TECH

Court Tech is a registered business within Tennis Qld that offers a wide range of development advisory and professional consultancy services. This can range from answering simple questions such as clarifying court dimensions and surfacing options through to more technical matters such as lighting design and base construction specifications.

Ten of the major projects listed in the previous table utilised Court Tech project management services. Design review services were also used for the development of the new major tennis facility in Darwin.

Consultancy fee proposals for other potential projects were provided in 2016-17 in conjunction with the State Government and the Gambling Community Benefit Fund grant programs. A number of these projects have successfully obtained the required funding to allow them to proceed to the tender award and construction phases. It is anticipated that some of the projects that were unsuccessful in securing grants in 2016-17 will reapply for funding in the next rounds of State Government and other grant funding programs in 2017-18.

HEALTHY FACILITY PRACTICES

The Places to Play (P2P) team has refined and developed additional tools and resources to ensure Club Operational Health Checks (OHC's), Operational Reviews and Participation Reviews are efficient and beneficial for affiliates. Where requested, the team met with affiliates to review their existing range of tennis programs and overall court utilisation, as well as their business arrangements and practices to identify where

improvements could be made or additional services and products offered to enhance business.

During 2016-17 a total of 126 OHC's were completed by affiliates exceeding last year's total of 95, and achieving the target set for this year. These checks allowed Tennis Qld affiliates to benchmark themselves against other clubs and identify areas of their operation that were performing well or required improvement. The data from these checks will also be incorporated into Local Government Strategic Plans for tennis currently being developed with our highest priority Local Government Areas/ Authorities (LGA's).

Sporting clubs with leases have become more accountable for facility maintenance as funding provided by LGA's typically decreases or remains the same. Several LGA's have implemented reasonably detailed audit and review processes for facilities when leases are due for renewal. These audits include reviews of their governance procedures, business, marketing and communications plans, as well as risk management and Workplace Health & Safety policies. The results are taken into consideration when developing new leases with these clubs and the length of the tenure being offered. The P2P team provided assistance to a number of clubs going through this process with pre-audit and policy development preparation.

GOVERNMENT RELATIONS

Tennis Qld is now engaging directly with local governments across the state to help shape the delivery and growth of tennis in our communities. A Local Government Advisory Group has been formed with stakeholders from a selection of LGA's across a variety of departments including Sport and Recreation, asset maintenance and facility development. The group features advisors from a range of administrative levels including directors, managers and office staff. The aim is

to gain feedback, input and advice from a variety of perspectives that will help shape tennis in Queensland from a local government perspective.

SHAPING SOUTH EAST QUEENSLAND (SHAPING SEQ)

The ShapingSEQ initiative was developed by the Queensland Government as a blueprint for developing sport and recreation opportunities across Queensland into the future. ShapingSEQ anticipates the region's population to grow by 2 million people by 2041, and more than double from 3.4 million over the next fifty years. This demands meticulous and collaborative planning by governments, businesses and organisations to ensure that quality of life for all community members is both preserved and enhanced. Tennis Qld made a submission to ShapingSEQ to ensure the needs and demands of Tennis will be met now and into the future for all Queensland communities.

TENNIS QLD FACILITIES DEVELOPMENT STRATEGY TO 2028

In August 2016, Tennis Qld commenced the process of developing a new Facilities Development Strategy (FDS) through to 2028. The purpose of the FDS is to implement strategic objectives to address the issues of tennis facility provision across Queensland as well as guiding direction for LGA's, State Government's Sport and Recreation Department (SRD) and Tennis Qld stakeholders. The FDS is scheduled for release in March 2018.

QUEENSLAND FACILITY REVIEW

In March 2017, Tennis Qld announced the launch of a Tennis Facility Review initiative to inform the FDS. All affiliated tennis venues in Queensland were visited by Participation Leaders and Places to Play staff who collected information on the facility and its infrastructure. The collection of this data generated a complete understanding of the current tennis facility provision, condition and need for renewal and/or redevelopment.

The project has provided vital information to consolidate, renew and gain important partnerships and financial support from all levels of government by accurately charting a course for future facility needs. The review has identified tennis facilities in all regions where significant tennis investment is required in the immediate future (within the next three years). This investment will allow Tennis to continue to deliver a range of social, community and health outcomes, while accommodating the state-wide population growth.

LGA STRATEGIC PLANS FOR TENNIS

Individualised LGA Strategic Plans are being created based on the FDS to assist local councils with developing their tennis offering. Eleven have been completed so far for identified priority LGA's. The ShapingSEQ Plan, a SRD GIS tennis participation heat map, forecast population growth and identified critical need for facility infrastructure were all considered when prioritising councils. All other LGA's will be strategically targeted in the new financial year and into 2020.



Priority LGA's

- / Gold Coast Council
- / Moreton Bay Regional Council
- / Noosa Council
- / Sunshine Coast Regional Council
- / Ipswich City Council
- / Brisbane City Council
- / Toowoomba Regional Council
- / Cairns Regional Council
- / Logan City Council
- / Redlands City Council
- / Mackay Regional Council

SOCIAL RETURN ON INVESTMENT RESEARCH PROJECT

Tennis has worked with Victorian University's Institute of Sport Exercise and Active Living to research the true social return of tennis clubs nationally. The project comes in response to an increasing demand from project partners and funders to understand the health, wellbeing and social benefits of tennis to the community. To determine the Social Return on Investment (SROI), researchers have measured the value gained to overall health from participating in tennis.

GRANTS AND LOCAL TENNIS FUNDING

HERITAGE BANK COMMUNITY TENNIS GRANTS

Now in its tenth year, the Heritage Bank Community Tennis Grants program invites clubs to apply for financial assistance for projects that enhance accessibility, sustainability and participation in tennis. This year, all eligible applications to the

program were approved, with a total of \$25,000 donated to clubs across the state for projects that included lighting, signage, ANZTHS equipment and the cost of coaching courses.

RURAL SUSTAINABILITY GRANT

The Rural Sustainability Grant was launched in 2015 to tackle club sustainability in the rural areas of Queensland. Investment in this area has been in place for just over two years and is showing some great outcomes with many clubs taking steps to return to self-sufficiency.

The funding program has been developed to help with a number of barriers faced by regional clubs such as investment in home grown coaches, facility facelifts, grant assistance and club development.

More than 100 home grown coaches have participated in Community Coaching Programs over the past two years with course held in Moura, Emerald, Longreach, Richmond, Tambo, Roma, Warwick and Mareeba. More than \$60,000 has been invested back into clubs to improve facilities in the form of new kitchens, clubhouse facelifts and signage to make these club more inviting and user friendly. New facilities have affiliated with Tennis Qld due to the success of this program and previously affiliated bodies have also come back on board.

The amount of new and upgraded facilities across rural and regional Queensland is also improving, with Tennis Qld support and the National Court Rebate Scheme. Roma was a standout, with six courts upgraded substantially. Other clubs to have made significant improvements include Ingham, Charleville, Barcaldine, Longreach, Homehill, while Monto, Murgon, Isis, St George, Charters Towers are all about to start work.

DEVELOPMENT OF OPERATORS

The development of improved quality professional operators is critical to the sustainability of clubs. In recent years, potential candidates have been encouraged to enrol in the Tennis Australia supported Master Club Pro course offered through Deakin University. With an increased focus on this area, Tennis Qld (in conjunction with Tennis Australia) have explored such opportunities for development and ways we can support operators looking to expand their skills and knowledge to take on these roles.

Industry Development Highlights

- / Succession planning and identification of management talent
- / 'Advancing the industry' workshop series (aligned with annual with Club Master Class)
- / Integration into LGA Strategic Plans to ensure positive perception and integration of sustainable operations and career development opportunities

A network of industry leaders have also been identified to create a continual pool of best practice operators that can assist to develop their peers.

Working collaboratively with our stakeholders, venue operators, LGA's and other Tennis Australia business units will ensure Tennis Qld maintains a strong strategic approach to facility and industry change and a long term view for the sport's development.



STATE AND REGIONAL TENNIS CENTRES

Centre	Operator	Highlights and Facility Developments
Queensland Tennis Centre - Tennyson	MWS Sport	Rod Laver Junior Championships, Brisbane Pro Tour, Brisbane International presented by Suncorp, Davis Cup by BNP Paribas Quarter Final. Master Planning conducted in late 2016
George Alder Tennis Centre - Ipswich	Top Tennis Academy	Potential improvements include extending the hit-up wall to make another full sized court, develop ANZTHS mini courts to enhance the grassroots tennis program.
Mt Isa Regional Tennis Centre	Copper City Tennis Club	Kip McGrath Mt Isa Junior Championships, Buffs Club Mt Isa Open. Court resurfacing works completed by August 2016.
Rockhampton Regional Tennis Centre - Victoria Park	Tennis Rockhampton Ltd	Head State Age Championships, Town and Country events, Junior Development Series event, Queensland Junior Development Series Finals, Rocky Open, Queensland Secondary Schools Cup. Grant secured to upgrade five courts to synthetic grass to provide an alternative surface for the wider community.
Sunshine Coast Regional Tennis Centre	Caloundra Tennis Association	Since the completion of the courts in early 2015, the facility has hosted several minor tournaments each year with more significant events planned for the next 12 months.
Toowoomba Regional Tennis Centre - USQ	University of Southern Queensland Student Guild	Local tournaments and events conducted culminating with the Toowoomba Pro Tour, which was awarded Queensland Tennis Awards Most Outstanding Tournament, along with a national finalist position at the 2016 Australian Tennis Awards.
Townsville Regional Tennis Centre - Kalynda Chase	Tennis Blast	Tennis Qld has recently agreed to terms with the Townsville City Council to end the lease and associated operating arrangements with the operator. Terms include Tennis Qld undertaking minor repairs to the clubhouse and resurfacing of the courts prior to handover.



BRISBANE INTERNATIONAL



The Brisbane International 2017 presented by Suncorp Odelivered world class tennis action to Queensland for the ninth year in a row, with attendance figures now consistently in the realm of 100,000 patrons over the eight days of the event. Thirty-six nations were represented among the 58 players competing in the singles main draw, including 18 Australians with seven Queenslanders featured in singles action.

In the women's event, world No.3 Karolina Pliskova (CZE) won her first Brisbane International trophy and ninth career singles title, defeating fourth seed Alize Cornet (FRA) 6-0 6-3. The women's doubles final saw Bethanie Mattek-Sands (USA) and Sania Mirza (IND) claim their second Brisbane International title together prevailing over Ekaterina Makarova and Elena Vesnina 6-2 6-3. Mattek-Sands and Mirza won their maiden Brisbane International Doubles title back in 2013. In an emotionally charged ceremony following the match, Mirza handed over the title of women's doubles world No.1 to her partner Mattek-Sands.

In the men's event, Grigor Dimitrov (BUL) claimed his maiden Brisbane International crown and eighth ATP title with a win over Japanese No.1 Kei Nishikori. The world No.11 overcame Nishikori 6-2 2-6 6-3 in his first win against the US Grand Slam finalist in just four meetings. The men's doubles final was dominated by Australians Thanasi Kokkinakis and Jordan Thompson, who won their first ever doubles title over Gilles Muller (LUX) and Sam Querrey (USA) 7-6(7) 6-4.

In a Brisbane International first, the Wheelchair Exhibition finals match was held on Pat Rafter Arena preceding the Women's Singles final on Saturday 7 January. Featured players included 2016 Rio Paralympic gold medalist and Newcombe Medal winner Dylan Alcott.

In 2017, a total of 332 aces were served on Pat Rafter Arena, with tournament partner Treasury Casino & Hotel donating \$83,000 to Ronald McDonald House South East Queensland as part of the 'Aces for Hearts' initiative.

BRISBANE INT.



VOLUNTEERS AND STAFF

In 2017, 622 staff including 530 volunteers and 100 officials worked behind the scenes to deliver the event. Many of the voluntary staff for the event return every year, making up the 'blue army' (a workforce that is engaged in tennis, loves the event, and who become champions within the community). Volunteers come from a wide variety of backgrounds, from the young ball kids who often dream of playing on Pat Rafter Arena, to patron services staff who have returned for the ninth consecutive year because they love the event, have played the sport for decades and now want to give back. A number of volunteers have also been selected for full-time jobs within the sport after their

time with the event, a testament to the teamwork, excellence and professionalism of our volunteers.

CHAMPIONS OF QUEENSLAND TENNIS

The Queensland Champions presentation was held on Pat Rafter Arena on Monday 2 January, with special guests Mr Mark Bloomfield and Queensland hero John Millman recognising the wonderful achievements of 39 Queensland athletes in 2016. Athletes that had represented Australia at the ITF Senior World Championships, the Queensland team that won the Bruce Cup at the National Championships, athletes with an intellectual disability that represented Australia at the World Championships as well as athletes that had achieved finals or won ITF international events were all acknowledged before the first night match on Pat Rafter Arena.

SUNCORP KIDS TENNIS DAY

Suncorp Kids Tennis Day was held on New Year's Day, Sunday 1 January, and featured appearances from Grigor Dimitrov (BUL) and Angelique Kerber (GER) as part of the Pat Rafter Arena Extravaganza Show with entertainment from Aussie music act Bonnie Anderson and Nickelodeon favourites Dora the Explorer and Teenage Mutant Ninja Turtles. Kids Tennis Day provides children under the age of 16 the opportunity to engage with the sport, with an emphasis on highlighting the ANZTHS program and encouraging them to join tennis. More than 9,000 patrons were exposed to the sport through Suncorp Kids Tennis Day in 2017.

MEDIA COVERAGE


The Brisbane International was a major success in terms of promotion, with 90 print, radio, television and photographic media providing detailed coverage of the tournament to fans around the world. It's a unique chance for the world's eyes to be on Brisbane heading into the New Year, with players fresh from a break and keen to start their summer of tennis campaign.

Media Highlights

- / Courier Mail front page photoshoot for New Year's Eve with Canada's Eugenie Bouchard
- / International coverage of Rafael Nadal with a koala from tourism hot spot Dreamworld
- / Kei Nishikori Japanese barbecue cooking demonstration with local chef
- / Gold Coast photoshoot with Switzerland's Stan Wawrinka
- / Break-through of young Australian Destanee Aiava making headlines across the country
- / First-time champions Karolina Pliskova, Grigor Dimitrov, and Aussie doubles pairing Thompson and Kokkinakis

GRASSROOTS HIGHLIGHTS

With the aim to encourage more people to get into tennis as well as give support to our Queensland tennis clubs, the 'Have a Hit on Us' campaign was launched at Brisbane International 2017. Have a Hit on Us was an initiative that allowed all Brisbane International ticket holders the opportunity to redeem two hours free court hire at participating clubs across Queensland.



BRISBANE INT.



The Have a Hit initiative was advertised on all ezy-tickets, broadcast on the big screens at the event and a lift out was placed within the daily program. Clubs involved saw a variety of new people walk through their doors to redeem their free court hire.

During the Brisbane International, Tennis Queensland hosted an innovative activation booth at The Racquet Club which proved to be a hit with visitors, especially the young tennis fans. Event goers could immerse themselves in a virtual reality tennis match, mirroring their favourite players on Centre Court. Even big-serving Aussie Sam Groth had a go at the game then signed autographs for a herd of young admirers. The activation was accompanied by a prize for every visitor, with a chance to win tickets to Pat Rafter Arena, tennis racquets, amusement park tickets or a month's supply of ice-cream thanks to Streets.

CONFERENCES AND WORKSHOPS

As the hallmark event of the year for Tennis in Queensland, the Brisbane International provides Tennis Qld with a great opportunity to reward and say thank you to those who drive our sport in local communities across the year. Key stakeholders from TQ affiliates, schools and government representatives were all invited to attend various workshops and information sharing sessions during the Brisbane International as part of our reward and recognition program. As well as these, a number of opportunities to learn and engage with tennis were also provided through on-site event experiences in the custom built function marquee embedded in The Racquet Club.

Over 215 guests from 91 affiliated tennis clubs attended the annual President's Morning Tea hosted by Tennis Qld President Mr Mark Bloomfield. Bloomfield and Tennis Qld CEO Mr Geoff Quinlan addressed clubs, plus guests were treated to an inside look into the personal and professional commitments made by Australian doubles player Casey Dellacqua and current coach of Sam Stosur, Josh Eagle. Membership Grants totalling \$10,000 were also awarded to a lucky few affiliates.

Affiliates and local government representatives were also invited to the Tennis Qld Club Master Class with a key focus on competitions, relationship building and participation pathways. More than 100 participants were presented with information on the importance of school partnerships in clubs, mutual engagement between clubs and LGA's as well as the competition opportunities available to affiliates and their members. Six clubs won two tickets in a Brisbane International Corporate Box during the event.

The annual Brisbane International Teachers' Appreciation Breakfast was attended by over 50 Physical Education teachers from across the state. Teachers were treated to a networking breakfast in the Brisbane International Lounge and briefed on the upcoming opportunities in the competitions and sporting schools space for the school year.

More than 100 Tennis Australia Coach Members were in attendance at the Queensland Coaches' Conference headlined by two former WTA tour coaches, guest speakers Thomas Hogstedt and Kenneth Bastiaens.

On Wednesday 4 January, Tennis Qld hosted the inaugural LGA Information Breakfast for priority LGA's. Each Mayor and CEO from Tennis Qld's 11 priority electorates were updated on their Strategic Tennis Plans and the consultation process to create these with communities across the state. Guests were also given an update on Local Government Infrastructure and Participation Planning templates for the sport as well as the Book a Court innovation.

Saturday 7 January was the second Brisbane International Friends of Tennis Experience with nine representatives from Local, State and Federal parliament invited to attend. Guests jumped on court for a game of FAST4 Tennis and enjoyed an experience of dining in the player restaurant before watching the women's final on Pat Rafter Arena.

Also in 2017, Tennis Qld invited 50 key Industry Leaders ranging from court builders, suppliers and operators of tennis facilities to the inaugural Brisbane International Industry Information Breakfast. The breakfast acted as a relationship builder with Industry Stakeholders and an opportunity to update them on Tennis Qld's Strategic Plan. Following the session, stakeholders enjoyed a tour of the facility together followed by a session in Pat Rafter Arena.





CAPTION:
Australia Davis Cup Team


BRISBANE HOSTS DAVIS CUP

In April 2017, the Queensland Tennis Centre was chosen as host venue for the Davis Cup by BNP Paribas World Group quarterfinal between Australia and the United States of America. It was a thrilling encounter enjoyed by 16,403 fans over three days, with the contest live and electric until the final day of play.

Australia lead early on day one, with No.2 player Jordan Thompson scoring a surprise win over USA's No.1 Jack Sock. Nick Kyrgios delighted fans when he extended Australia's lead with a straight sets win over John Isner.

Day two saw the USA fight back, with doubles pairing Jack Sock and Steve Johnson edging out Sam Groth and John Peers in a thrilling five set match, keeping the USA's campaign alive.

Day three sealed the deal for the Aussies, with Nick Kyrgios defeating Sam Querrey in straight sets in front of a full house at Pat Rafter Arena. A dead rubber between John Isner and Sam Groth was won by the USA, but Australia won the tie 3-2.



DAVIS CUP

BY BNP PARIBAS



FOR THE FANS

To harness the excitement of fans during the event, Tennis Queensland activated a Fan Zone where the sport's youngest fans were able to play Virtual Reality tennis, Hit the Target, and have their face painted in their best green and gold request. ANZTHS courts were also set up to give fans a taste of playing and encourage them to pick up a racquet at their local club.

TALENT DEVELOPMENT CAMP

Australia's Junior Davis Cup Squad - which features Queensland's Dane Sweeney - took part in a week long training camp at the Queensland Tennis Centre during the Davis Cup tie. The squad of six was encouraged to soak up what life is like at the top level, watching the Australian team train as they themselves were put through intense sessions on court.

Also undertaking an intensive training camp during the Davis Cup tie at the Queensland Tennis Centre was Australia's Intellectually Disabled team, lead by Brisbane's Archie Graham. The squad was in training for the INAS world Championships in the UK, where they went on to win gold, including a defended singles title for Graham.



FLOOD RELIEF

One of Queensland's most devastating flood disasters occurred in the weeks before the Davis Cup tie, Cyclone Debbie, which led to a major fundraising effort at the event. Proceeds from a day's worth of ticket sales - worth \$20,000 - was put forward and matched by Tennis Qld, Tennis NSW, and Tennis Australia, taking the total amount to \$80,000. The money raised was donated evenly between the Red Cross Disaster Relief and Recovery Fund and tennis clubs across the region that suffered extensive structural damage.

MEDIA COVERAGE

With Australia's winning result came a flood of positive media coverage from the event. Thompson's surprise singles victory on day one set the tone for what became a celebration of Australian tennis, and an event loved by fans. Also covered leading in and during the event were grassroots stories, with linespeople from Brisbane and the Gold Coast featuring in local papers, providing a chance for local communities to benefit from Davis Cup media.



TOURNAMENTS & EVENTS





BRISBANE INT. SHOWCASE EVENTS

BRISBANE INT. SCHOOLS CHALLENGE

Throughout the year, 200 primary school teams from across the state competed in three categories for a place in the state finals at Brisbane International 2017. Winners from all regions qualified in the three different categories; red, orange and green ball. The youngsters, who were accompanied by their families, played on the practice courts of Rafael Nadal, Milos Raonic and Stan Wawrinka, with a large group of players able to watch the women's final live on Pat Rafter Arena.

Brookfield State School continued their impressive run in the event with a fourth consecutive win in the red ball category. The school also took home

the orange ball trophy for the first time beating Gold Coast winner Somerset College. The fiercely contested green ball title went to the Sunshine Beach State School from the Sunshine Coast, who edged out St. Paul's School, Bald Hills and Coomera Anglican College. Teams were presented their prizes by ATP and WTA players Kei Nishikori, Laura Siegemund, John Millman and Gavin van Peperzeel and took home once-in-a-lifetime memories from their trip.

QUEENSLAND MONEY RACE

The Queensland Money Race offered over \$16,000 to athletes who had won the most prize money from Queensland AMT events in 2016. A total of 32 leading Australian players earned a place at the finals held from 6-8 January during Brisbane International 2017. Gavin Van Peperzeel and Abigail Tere-Apisah were crowned as champions, taking home \$3,200 each.

RESULTS

	Winner(s)	Runner(s) Up	Score
2017 Queensland Money Race Finals, Tennyson			
Women's	Abigail TERE-APISAH (3)	Kaylah MCPHEE (1)	5-7 6-4 6-3
Men's	Gavin VAN PEPERZEEL (6)	Robert SMEETS (1)	6-4 6-4

QUEENSLAND WHEELCHAIR TENNIS OPEN

The 2017 Queensland Wheelchair Tennis Open was integrated into the 2017 Queensland Open, with 25 players travelling from Australia and New Zealand to participate in the Futures event.

In the men's singles final Keegan Oh-Chee (AUS)

defeated Henry De Cure (AUS) 6-1 6-0. The women's singles saw Lisa Edwards (AUS) defeat Janine Watson (AUS) 6-4 6-2. A junior event also took place for the first time in 2017. Marcus Lentini (AUS) defeated Riley Dumsday (AUS) 6-7(4) 6-4 6-1 to take out the singles title. The event concluded with a presentation on Show Court 1 at the Queensland Tennis Centre where the champions of 2017 were presented with their trophies by Australia Tennis legend Mal Anderson.

JUNIOR TOURNAMENTS

JUNIOR DEVELOPMENT SERIES

The Junior Development Series introduces aspiring juniors to competitions at a local level across the state. Queensland is divided into eight regions based on Regional Assembly areas. Each region selects a team across the year to take part in the state finals, which are held annually in Rockhampton. The number of events has remained stable year on year, with over 5,500 participants playing in the series annually.

ROD LAVER QUEENSLAND JUNIOR CHAMPIONSHIPS PRESENTED BY TENNIS & GEAR ONLINE

A total of 616 players from all states and territories in Australia attended the 2016 Rod Laver Queensland Junior Championships presented by Tennis & Gear Online. The event is the biggest Junior Tour event in Australia, with six venues and 77 courts across Greater Brisbane utilised for the week.

A total of 13 countries were represented at the tournament including Australia, Fiji, Germany, Hong Kong China, Italy, Japan, Northern Mariana Islands, New Zealand, Tahiti, Samoa, Singapore, Sweden and Vanuatu. There were 98 international players in the draw, with more than 70 players from New Zealand.

The finals day was held at Queensland Tennis Centre with presentations of all singles winners and runners up made by Tournaments Committee Chairperson

Murray Whitbread, tennis legends Daphne and Trevor Fancutt, Former top 100 ATP Player John Millman, and a representative from the Huddleston family for the Anne Huddleston Memorial Trophy.

RESULTS

	Winner(s)	Runner(s) Up	Score
2016 Rod Laver Qld Junior Championships presented by Tennis & Gear Online, Tennyson			
18/u	Women's Ashleigh HARVEY (1)	Janvhi CLARK (3)	6-2 6-1
	Men's Louis CLARK (1)	Daniel BIRAK (5)	6-1 6-2
16/u	Women's Danielle MORRIS (3)	Bryah GUILFOYLE (1)	6-2 2-6 6-1
	Men's George STOUPE	Benjamin CAWSTON (1)	6-1 6-4
14/u	Women's Roopa BAINS (2)	Cyan SUN (1)	6-3 5-7 7-6(1)
	Men's Stefan BIANCHET (6)	Tai SACH (3)	6-2 7-5
12/u	Women's Charlotte KEMPENAEERS-POCZ (1)	Hana SONTON (2)	6-0 6-0
	Men's Alec BRAUND (1)	Edward WINTER	4-6 6-3 6-2
10/u	Women's Ena KOIKE (10)	Dayna WHITELEY-HALL (1)	6-1 6-3
	Men's Singles Hayden JONES (1)	Jamie MACKENZIE (11)	6-1 6-1

TOURNAMENTS



QUEENSLAND JUNIOR TEAMS CARNIVAL

A total of 348 players came to Brisbane for the annual Queensland Junior Teams Carnival which is held across five venues in the month of December. The event has been growing in popularity over the past few years with teams from New Zealand, South Australia, Northern New South Wales and Northern Territory all taking part along with the teams from six regions of Queensland. This year's edition saw Metropolitan Region taking out the Regional Shield with a combined team total of 5.23 ahead of Northern NSW 5.75 and Gold Coast 8.

QUEENSLAND SECONDARY SCHOOLS TEAM TENNIS

Ninety school teams competed in the annual Queensland Secondary Schools Team Tennis Competition. The regional winners in both boys and girls competitions faced off at Rockhampton Regional Tennis Centre in September leading into the State Age tournament. In the boy's competition, Brisbane Boys College (BBC) defended their title from 2016. The girls from Kelvin Grove State College outclassed defending champions St Hilda's School Southport in a tight final to claim their maiden championship.

Both teams went on to the national finals in Albury, NSW and secured podium finishes for Queensland. BBC claimed the silver medal, only beaten by a set countback in the final against Maribyrnong. Kelvin Grove State College finished third nudging past the same opponent in the bronze medal match.

HEAD QUEENSLAND STATE AGE

The Head Queensland State Age was held in Rockhampton during the 2016 September school holidays. The popular event attracted 311 participants with matches played at the Rockhampton Regional Tennis Centre and Yeppoon.

HEAD STATE AGE RESULTS

		Winner(s)	Runner(s) Up	Score
2016 Head Old State Age, Rockhampton				
18/u	Women's Singles	Hillary TJANDRAMULIA (1)	Melanie STEDMAN	6-0 6-0
	Men's Singles	Patrick HARPER (1)	Bryn NAHRUNG (2)	6-2 6-0
16/u	Women's Singles	Naomi MCKENZIE (1)	Chloe PURKISS	6-0 6-2
	Men's Singles	William PEDEN (4)	Sam OSTER (3)	7-6 6-3
14/u	Women's Singles	Mikayla ZAHIROVIC	Susie LEE (5)	7-6(4) 6-4
	Men's Singles	Finn MACNAMARA (1)	William JESSER (2)	7-5 6-1
12/u	Women's Singles	Martine CARROLL (5)	Darina KAMENOFF (1)	6-4 6-4
	Men's Singles	Alec BRAUND (1)	Hayden JONES (6)	6-3 7-5
10/u	Women's Singles	Emerson JONES (2)	Kara NGUYEN	6-3 6-2
	Men's Singles	Caspian TUCKWELL (1)	Padraic TOWNSEND	6-4 6-2

ITF JUNIOR EVENT RESULTS

		Winner(s)	Runner(s) Up	Score
2016 Rumba Resort Queensland Junior Winter International 1, Caloundra				
Women's Singles	Violet APISAH (AUS) (1)	Kaitlin STAINES (AUS) (2)		6-1 7-5
Women's Doubles	Lisa MAYS (AUS)/Kaitlin STAINES (AUS) (1)	Petra HULE (AUS)/Selina TURULJA (AUS) (3)		7-5 2-6 [10-6]
Men's Singles	Yu Hsiou HSU (TPE) (1)	Adam WALTON (AUS) (4)		6-4 6-1
Men's Doubles	Moerani BOUZIGE (AUS)/Kody PEARSON (AUS) (1)	Ken CAVRAK (AUS)/Chase FERGUSON (AUS)		1-6 6-4 [11-9]
2016 Queensland Junior Winter International 2, Burleigh Waters				
Women's Singles	Violet APISAH (AUS) (1)	Kaitlin STAINES (AUS) (2)		6-4 6-3
Women's Doubles	Patricia APISAH (AUS)/Violet APISAH (AUS)	Lisa MAYS (AUS)/Kaitlin STAINES (AUS) (1)		6-1 6-1
Men's Singles	Yu Hsiou HSU (TPE) (1)	Adam WALTON (AUS) (4)		6-4 5-7 6-1
Men's Doubles	Arthur CHOU (HKG)/Yu Hsiou HSU (TPE) (2)	Alexander CRNOKRAK (AUS)/Will MAHER (AUS) (4)		6-4 7-5

MAJOR QUEENSLAND TITLES

		Winner(s)	Runner(s) Up	Score
2017 Horizon Accounting Toowoomba 87th Easter Gold Cup, Toowoomba				
Women's Singles	Olivia GADECKI (4)	Somer DALLA-BONA (3)		6-4 6-2
Women's Doubles	Somer DALLA-BONA/Ella HUSREFOVIC (1)	Kristina LANE/Naomi MCKENZIE (2)		6-3 4-6 [10-7]
Men's Singles	Benjamin MITCHELL (1)	Kaden HENSEL		6-2 6-4
Men's Doubles	Scott PUODZIUNAS/Robert STIRLING (1)	Yukimaro II/Karl MOSTERD (4)		6-4 6-4
2017 Eastside Open				
Women's Singles	Olivia GADECKI (3)	Aleksa CVETICANIN (2)		7-5 6-4
Women's Doubles	Chloe COSTELLOE/Linda HUANG (1)	Amber MARSHALL/Megan SMITH (2)		7-6(5) 7-5
Men's Singles	Darren POLKINGHORNE (3)	Calum PUTTERGILL (4)		7-5 6-7(6) 6-4
Men's Doubles	Brandon DALY-WALKIN/Calum PUTTERGILL (1)	Joel LINDNER/Robert SMEETS (2)		6-3 6-3

MAJOR QUEENSLAND TITLES CONT.

	Winner(s)	Runner(s) Up	Score
2017 Shaw Park Open			
Women's Singles	Linda HUANG (4)	Aleksa CVETICANIN (2)	6-2 6-3
Women's Doubles	Leela BEATTIE/Emma HAYMAN (4)	Amber MARSHALL/Georgiana RUHRIG (2)	6-3 6-2
Men's Singles	Darren POLKINGHORNE (3)	Calum PUTTERGILL (4)	6-7(1) 6-3 6-4
Men's Doubles	Jordan MARSHALL/Darren POLKINGHORNE (2)	Brandon DALY-WALKIN/Calum PUTTERGILL (1)	6-4 3-6 [10-4]
2016 CQ University North Qld Open Championships, Townsville			
Women's Singles	Zuzana ZLOCHOVA (1)	Sophie LETCHER	6-2 6-0
Women's Doubles	Sophie LETCHER/Zuzana ZLOCHOVA (2)	Ebony BANES/Amelija SWAFFER-SELFF	6-0 6-1
Men's Singles	Clint LETCHER (4)	Kaden HENSEL (2)	Withdrawal
Men's Doubles	Louis CLARK/Clint LETCHER	Kaden HENSEL/Max MCCARTHY (4)	6-2 6-3
2016 Griffith University Open, Mt Gravatt			
Women's Singles	Kaylah MCPHEE (1)	Megan SMITH (5)	6-3 6-1
Women's Doubles	Ivana DASKALOVIC/Emma HAYMAN	Lily CLEMENTS-MARKHAM/Danielle MORRIS (2)	6-3 7-6(4)
Men's Singles	Maverick BANES (2)	Gavin VAN PEPERZEEL (1)	6-2 6-3
Men's Doubles	Moerani BOUZIGE/Adam GADECKI (5)	Alexander CRNOKRAK/Will MAHER (2)	3-6 7-6(9) [10-8]
2016 Elite Tennis International Open, Caloundra			
Women's Singles	Zuzana ZLOCHOVA (1)	Aleksa CVETICANIN (2)	3-6 6-1 6-2
Women's Doubles	Aleksa CVETICANIN/Tenika MCGIFFIN (2)	Sonja BALIC/Maya MILOSEVIC (4)	6-1 6-0
Men's Singles	Gavin VAN PEPERZEEL (1)	Thomas FANCUTT (2)	6-1 6-2
Men's Doubles	Alan PORIC/Haris PORIC	Scott PUODZIUNAS/Adam WALTON (1)	4-6 6-3 [10-3]
2017 Bundaberg Open, Bundaberg			
Cancelled			
2017 Ipswich Open, Ipswich			
Women's Singles	Aleksa CVETICANIN (1)	Emma HAYMAN (7)	6-2 6-0
Women's Doubles	Leela BEATTIE/Emma HAYMAN (2)	Elodie FOSTER/Jessica-Jade HAYLO (1)	4-1 4-0
Men's Singles	Jake DELANEY (1)	Alexander CRNOKRAK (2)	6-3 4-6 6-0
Men's Doubles	Alex ALEY/Robert STIRLING (3)	Jordan MARSHALL/Mitchell ROBINS (1)	7-5 6-2
2017 Qld Claycourt Open Championships, Carrara			
Women's Singles	Alexandra BOZOVIC (1)	Linda HUANG (6)	6-2 6-2
Women's Doubles	Alexandra BOZOVIC/Zara BRANKOVIC (2)	Amber MARSHALL/Tayla WHITEHOUSE (3)	6-3 7-6(4)
Men's Singles	Matthew ROMIOS (8)	Brandon DALY-WALKIN (2)	6-4 6-4
Men's Doubles	Jayden COURT/Liam PUTTERGILL (4)	Karl MOSTED/Josh PIUNTI (6)	6-2 2-6 [10-8]





OPEN TOURNAMENTS

QUEENSLAND OPEN

A total of 224 players entered the 2017 Queensland Open held on 24-28 June with over \$16,000 in prize money on offer for participants in open, wheelchair and intellectual disability events. Robert Smeets (QLD) and Amber Marshall (SA) were crowned champions in the open events.

RESULTS

	Winner(s)	Runner(s) Up	Score
2017 Queensland Open, Tennyson			
Women's Singles	Amber MARSHALL	Linda HUANG (4)	4-6 6-3 6-3
Women's Doubles	Leela BEATTIE/Emma HAYMAN (4)	Amber MARSHALL/Georgiana RUHRIG (3)	6-0 7-6(8)
Men's Singles	Robert SMEETS (4, WC)	Calum PUTTERGILL (5)	6-4 6-1
Men's Doubles	Joel LINDNER/Robert SMEETS (4)	Ken CAVRAK/Chase FERGUSON (3)	6-3 6-3

PRO TOUR

BRISBANE QTC INTERNATIONAL

The Brisbane Pro Tour was held at the iconic Queensland Tennis Centre. The event was added onto the Australian Pro Tour calendar in 2015 to give players more opportunities to get vital ATP/WTA points for their rankings.

In a great start to the Queensland Pro Tour swing, American Jarmere Jenkins took out the men's singles, whilst Queensland National Academy player Lizette Cabrera defeated Slovakian Viktoria Kuzmova in the women's singles.

CAIRNS TENNIS INTERNATIONAL

The 2016 Cairns Tennis International was played from 8-16 October and attracted players from 16 countries. Players competed for a share of \$50,000 in prize money and valuable ATP/WTA ranking points. Community events were held throughout the week for school groups to watch the world class tennis and participate in ANZTHS activities on site.

HUTCHINSON BUILDERS TOOWOOMBA INTERNATIONAL

The 2016 Hutchinson Builders Toowoomba International was played from 1-9 October at the Toowoomba Regional Tennis Centre - USQ. The event featured rising Australian players Adam Walton, Kody Pearson, Alex De Minaur, Lucas Vuradin, Seone Mendez, Jaimee Fourlis and Destanee Aiava. The event was live streamed, with fans able to watch the tournament from all around Australia and the rest of the world.

A corporate challenge was played on the final Friday night. Local businesses in Toowoomba rallied behind the concept with more than 16 teams taking part. The corporate teams' event raised valuable money for the official tournament charity partner.

AUSTRALIAN PRO TOUR RESULTS

	Winner(s)	Runner(s) Up	Score
2016 Brisbane QTC International, Tennyson			
Women's Singles	Lizette CABRERA (AUS) (SE)	Viktoria KUZMOVA (SVK) (7)	6-2 6-4
Women's Doubles	Naiktha BAINS (AUS)/Abigail TERE-APISAH (PNG) (Q)	Julia GLUSHKO (ISR)/Fangzhou LIU (CHN)	6-7(4) 6-2 [10-3]
Men's Singles	Jarmere JENKINS (USA)	Marc POLMANS (2) (AUS)	6-1 7-5
Men's Doubles	Dayne KELLY (AUS)/Bradley MOUSLEY (AUS) (2)	Harry BOURCHIER (AUS)/James FRAWLEY (AUS)	6-2 6-3
2016 Hutchinson Builders Toowoomba International			
Women's Singles	Dalma GALFI (HUN) (7)	Katy DUNNE (GBR)	6-2 6-4
Women's Doubles	Dalma GALFI (HUN)/Viktoria KUZMOVA (SVK)	Gabriela CE (BRA)/Tereza MIHALIKOVA (SVK) (2)	6-4 7-6(4)
Men's Singles	Jarmere JENKINS (USA) (WC)	Blake MOTT (AUS) (5)	7-6(5) 7-6(2)
Men's Doubles	Nathan PASHA (USA)/Darren POLKINGHORNE (AUS)	Maverick BANES (AUS)/Gavin VAN PEPERZEEL (AUS) (2)	6-3 6-4
2016 Cairns Tennis International			
Women's Singles	Olivia ROGOWSKA (AUS)	Viktoria KUZMOVA (SVK) (6)	6-1 7-5
Women's Doubles	Alison BAI (AUS)/Lizette CABRERA (AUS)	Katarzyna KAWA (POL)/Sandra ZANIEWSKA (POL)	7-5 5-7 [12-10]
Men's Singles	Christopher O'CONNELL (AUS) (3)	Blake MOTT (AUS) (2)	0-6 6-2 6-4
Men's Doubles	Marc POLMANS (AUS)/Luke SAVILLE (AUS) (1)	Nathan PASHA (USA)/Darren POLKINGHORNE (AUS)	4-6 6-3 [10-7]

TEAM EVENTS



Manager Travis Dragojlo travelled with the team. Queensland's team spirit and effective doubles play proved the difference in the tournament, and all players should be proud of how they represented the state.

TEAMS & RESULTS

Girls (1st Place)

Representative Players Maliyah VILI, Cassidy MATAIA, Darina KAMENOFF, Sydney STONE, Maddison RICARDO, Martine CARROLL, Emily RYAN

Boys (1st Place)

Representative Players Alec BRAUND, Kanika JAYATHILAKE, Billy BOUGOURE, Oliver MOLLOY, Ethan TAKAC, Owen LIN, Hayden JONES

FOUNDATION CUP

The annual Australian Made Foundation Cup is a national teams event that provides children 13/u from across rural and regional Australia the opportunity to participate in competitive tennis at the highest level.

Previous years' criteria disallowed players from the Sunshine Coast and Gold Coast to be selected despite other states picking players who reside within an hour of capital cities. To remain competitive in the event Queensland's selection has now expanded to players from these areas in addition to other regions of Queensland.

REPRESENTATIVE TEAMS

BRUCE CUP

The Bruce Cup is a team-based 12/u competition with 14 players (7 boys and 7 girls) representing each state. The teams compete against other states and territories in mixed doubles, boys/girls doubles and singles. The competition is conducted by School Sport Australia (SSA) in partnership with Tennis Australia.

In 2016, Queensland won the Bruce Cup National 12/u Teams Championships held on the grass courts in Albury. After narrowly defeating South Australia 13 rubbers to 11, Queensland took on Western Australia in what became the final and came away with an impressive 18 to 6 rubber victory.

School teachers Vanette Tobin and Kent Linyard, as well as Tennis Queensland Tournaments

TEAMS & RESULTS

Girls (1st Place)

Representative Players Amelija Swaffer-Selff (Moura)
Susie Lee (Gold Coast)
Rio Tanabe (Gold Coast)
Kristen Cavanna (Sunshine Coast)

Team Manager Emma Hayman

Boys (1st Place)

Representative Players Haru Sonton (Gold Coast)
Alec Braund (Maryborough)
Jonathan Cha (Gold Coast)
Jake Hull (Cairns)

Team Manager Travis Dragojlo

AUSTRALIAN TEAM CHAMPIONSHIPS DECEMBER SHOWDOWN

Queensland sent representative teams to the National Teams Event finals held at the December Showdown in Melbourne.

TEAMS & RESULTS

12s Girls (5th Place Overall)

Representative Players Hana Sonton, Jessica-Jade Haylo, Maliyah Vili

Team Manager Lisa Ayres

12s Boys (6th Place Overall)

Representative Players Alec Braund, Jonathan Cha, Kanika Jayathilake

Team Manager Bruce Rayner

14s Girls (6th Place Overall)

Representative Players Olivia Gadecki, Cyan Sun, Susie Lee, Javiera Castro

Team Manager Adam Carey

14s Boys (1st Place Overall)

Representative Players Philip Sekulic, Bruce Robinson, Tai Sach

Team Manager Graeme Brimblecombe

REGIONAL LEAGUES

For the first time in 2016-17 teams from four regions contested the State League trophy. The best players from around the state combined in the ever-popular team format to battle for their respective regional titles and a total prize pool of \$44,000.

First to qualify for the State Finals were the Wests Rebel Sports Magpies, who won a rematch of the North Tennis League Final from 2016, beating Kalynda Chase Cavaliers 7:3.

A strong edition of the Brisbane Tennis League (BTL) resulted in the Shaw Sharks beating Matchpoint convincingly in a highly anticipated final at the Queensland Tennis Centre. Matchpoint redeemed themselves by winning the BTL Junior title.

The Gold Coast Tennis League also saw a new champion crowned, with the Carrara Cougars dethroning Gold Coast Seniors Giants in the finals.

In the inaugural Sunshine Coast Tennis League, the Coolum Cobras beat KT Mooloolaba United in a thrilling final after going down to them in the pool stage, completing the participants for the State League Final. Mooloolaba won the Division 1 title while the Sunshine Coast Regional Raptors came second.

STATE LEAGUE FINAL

During Brisbane International 2017, the second edition of the Queensland State League Finals was contested. Brisbane based Shaw Sharks claimed the title and a \$7,500 winners' cheque, with the Coolum Cobras from the Sunshine Coast finishing second. Carrara Cougars edged out Wests Rebel Sports Magpies (North Region) for the last podium spot. Kalynda Chase Cavaliers 7:3.

REGIONAL LEAGUE CHAMPIONS

	Men's	Women's
--	-------	---------

2016 Brisbane Tennis League		
	Scott Puodzionas	Naiktha Bains
	Robert Stirling	Rachael Tradoux
Shaw Park Sharks	Jayden Court	Ashling Sumner
	Taylor Madgwick	
	Matthew Webb	
	Kenichiro Nakahara	

2016 Gold Coast Tennis League

	Issac Frost	Sophie Letcher
	Thomas Fancutt	Annabelle Borges
Carrara Cougars	Clint Letcher	Shannon Beckett
	Blake Kebblewhite	Lara Tupper
	Brett Hunter	
	Ryan Kebblewhite	
	Ross Taylor	

2016 Sunshine Coast Tennis League

	Alex Hunt	Emma Hayman
	Sam Ryan	Helen Pasrsons
Coolum Cobras	Harry weatherstone	
	Adam Spence	
	sam Duggan	
	Karl Mosterd	
	Robert Stirling	

2016 North Tennis League

	Bradley Clews	Naomi McKenzie
West Magpies	Mitchell Weis	Mikayla Zahirovic
	Ryan Schwab	Taylor Douglas
	Colin Aibrecht	Ashlee Staneke

STATE LEAGUE FINAL CHAMPIONS

	Men's	Women's
--	-------	---------

2016 Gold Coast Tennis League

	Scott Puodzionas	Naiktha Bains
	Robert Stirling	Rachael Tradoux
Shaw Park Sharks (BTL)	Jayden Court	
	Taylor Madgwick	
	Matthew Webb	

REPRESENTATIVE TEAM CHAMPIONS

	Men's	Women's
--	-------	---------

2016 Queensland Junior Development Series Finals		
	17/u Nathan COOKE	Jordyn LIZON
	15/u Bogdan LUJIC	Leacy ARGENT
Central	13/u Owen LIN	Olivia MASSINGHAM
	11/u Toby EVERARD	Isabella COOPER

2016 Queensland Junior Teams Carnival presented by Tennis & Gear Online

	17/u Michael GEALOGO	Rhiannon MCBLANE
Metro	15/u Zac LARKE	Naomi MCKENZIE
	13/u Alex RICE	Ruby FRASER
	11/u Jakob BARBER	Tianyu DONG

2016 Queensland State Primary School Championships

Overall Winner	Metropolitan NORTH	
Team	Metropolitan NORTH	Metropolitan WEST
Individual	Alec BRAUND	Maliyah VILI

2017 Queensland State Secondary School Championships

Team	Metropolitan WEST	Metropolitan WEST
Individual	Patrick HARPER	Lara WALKER

REPRESENTATIVE TEAM RESULTS

	Men's	Women's
--	-------	---------

2017 National Secondary School Championships - Pizzey Cup

	Patrick HARPER	Naomi MCKENZIE
	Jayden COURT	Megan SMITH
	Joshua BARBER	Danielle MORRIS
	Cade BIRRELL	Ruby FRASER
	Kyle JOHNSTONE	Olivia MASSINGHAM
3rd Place	Thomas BOWEN	Kiera MEIER-ELLIOTT
	Lathan TREACY	Grace THOMAS
	Thomas BRAITHWAITE	Niamh MACFARLANE
	Patrick HARPER (c)	Danielle MORRIS (c)



ATHLETE HIGH- LIGHTS



ATHLETE HIGHLIGHTS



TOP RANKED ATHLETES

The following Qld players were ranked in the Top 600 ATP or WTA as at 30 June 2017:

Men

- / #60 Bernard Tomic
- / #137 John Millman
- / #211 John Patrick Smith
- / #362 Maverick Banes
- / #586 Gavin Van Peperzeel

Women

- / #36 Samantha Stosur
- / #54 Ashleigh Barty
- / #167 Lizette Cabrera
- / #299 Kimberly Birrell (Protected ranking)
- / #406 Olivia Tjandramulia
- / #418 Priscilla Hon
- / #481 Naiktha Bains

The following Qld players were ranked in the Top 100 ITF juniors during 2016-17:

- / #27 Blake Ellis
- / #60 Adam Walton
- / #76 Moerani Bouzige

ATP / WTA TITLES

Player	Title
Samantha Stosur	Strasbourg
Ashleigh Barty	Kuala Lumpur singles & doubles, Strasbourg doubles, Birmingham doubles

CHALLENGER & PRO CIRCUIT TITLES

Player	Title
John-Patrick Smith	San Francisco doubles, Toyota doubles, Traralgon doubles, Tiburon doubles, Binghamton doubles, Winnetka doubles

Maverick Banes	Wollongong singles
Gavin Van Peperzeel	Little Rock doubles
Lizette Cabrera	Tweed Heads 25K singles, Brisbane 25K singles, Cairns 25K doubles
Priscilla Hon	Mornington 25K doubles, Grado 25K doubles, Brescia 60K doubles, Warsaw 25K doubles
Naiktha Bains	Hammamet 15K singles & doubles

ITF JUNIOR TITLES

Player	Title
Blake Ellis	Thailand G1
Adam Walton	Fiji B2
Moerani Bouzige	Hing Kong G2 doubles, Caloundra G4 doubles
Olivia Gadecki	Thailand G4 singles & doubles

AUSTRALIAN REPRESENTATION

Player	Event
Bernard Tomic	2016 Davis Cup (d Slovakia)
John Millman	2016 Rio Olympic Games (2nd Round)
Sam Stosur	2016 Rio Olympic Games (3rd Round)
Ashleigh Barty	2017 Fed Cup (lost Ukraine, d Serbia)
Olivia Gadecki	2017 Junior Fed Cup
Philip Sekulic	2017 World Junior Team
Casey Hoole	2017 World Junior Team
Lara Walker	2017 World Junior Team
Dane Sweeny	2017 Junior Davis Cup - Withdrawn due to injury

NATIONAL CHAMPIONS

Player	Event
Hana Sonton	12s singles & doubles Grass
Tai Sach	14s singles Grass
Tina Smith	14s singles Grass (based in Switzerland)
Olivia Gadecki	14s singles & doubles Showdown
Alicia Smith	WC Playoff doubles Showdown
Alex Crnokrak	16s doubles Showdown
Jess Haylo	12s doubles Showdown
Philip Sekulic	14s Team event Showdown
Bryce Robinson	14s Team event Showdown
Tai Sach	14s Team event Showdown
Alec Braund	12s singles Clay

GRAND SLAMS

Player	Event
2016 Wimbledon	
Bernard Tomic	4th round
John Millman	3rd round
Samantha Stosur	2nd round
Ashleigh Barty	2nd round Qualifying, 1st round doubles
John-Patrick Smith	1st round Qualifying
2016 US Open	
Sam Stosur	2nd round singles & doubles
Bernard Tomic	1st round
John Millman	1st round
John-Patrick Smith	1st round Qualifying
2017 Australian Open	
Bernard Tomic	3rd round
Ashleigh Barty	3rd round singles, quarterfinal doubles
Sam Stosur	1st round singles, 2nd round doubles
Lizette Cabrera	1st round
John-Patrick Smith	3rd round Qualifying singles, 1st round doubles
Maverick Banes	1st round Qualifying
Gavin Van Peperzeel	1st round Qualifying

Naiktha Bains	1st round Qualifying
2017 Roland Garros	
Samantha Stosur	4th round singles, 1st round doubles
Bernard Tomic	1st round singles & doubles
John Millman	1st round
Ashleigh Barty	1st round singles, Runners-up doubles
John-Patrick Smith	1st round Qualifying
Lizette Cabrera	1st round Qualifying

JUNIOR GRAND SLAMS

Player	Event
Blake Ellis	Quarterfinal French Open 2017, 2nd Round US Open 2016, 2nd Round Wimbledon 2016
Alex Crnokrak	2nd round Australian Open 2017
Moerani Bouzige	2nd round Australian Open 2017
Dane Sweeny	1st round Australian Open 2017
Adam Walton	1st round Australian Open 2017
Aleksa Cveticanin	1st round Australian Open 2017

INTERNATIONAL JUNIOR HIGHLIGHTS

Player	Highlights
Aleksa Cveticanin	ITF ranking #1378 Finalist 2016 18s Qld Nationals Doubles
Olivia Gadecki	ITF ranking #174 Member of 2016 World Junior Teams Team Member of 2017 Junior Fed Cup Team Winner 2016 Nonthaburi Grade 4 ITF Singles Winner 2016 Nonthaburi Grade 4 ITF Doubles Winner 2016 14s Nationals Singles Winner 2016 14s Nationals Doubles 4th Place 2016 16s Nationals Singles
Danielle Morris	ITF ranking #955 Semi-final 2016 Auckland Grade 5 ITF Singles Winner 2016 16s Qld State Championships Singles
Megan Smith	ITF ranking #701 Winner 2016 Sydney Grade 5 Doubles Finalist 2016 Canberra Grade 5 Doubles 3rd Place 2016 16s Qld State Championships Singles Finalist 2016 16s Qld State Championships Doubles
Tina Smith	ITF ranking #685 Semi-final 2017 Gallipoli Youth Cup (Melbourne) Grade 4 ITF Singles Winner 2017 Lanarca Grade 5 ITF Doubles Winner 2017 14s Grass Nationals Singles

Player	Highlights
Roopa Bains	ITF ranking #920 Winner 2016 14s Qld State Championships Singles Winner 2016 14s Qld State Championships Doubles
Cyan Sun	ITF ranking #1735 Finalist 2016 14s Qld State Championships Singles Finalist 2016 14s Qld State Championships Doubles
Lara Walker	ITF ranking #1822 Member of 2017 World Junior Teams Team Finalist 2017 Melbourne Grade 4 ITF Doubles 4th Place 2016 14s Qld State Championships Singles
Hana Sonton	Finalist 2016 12s Qld State Championships Singles Winner 2016 12s Qld State Championships Doubles 3rd Place 2016 12s Clay Nationals Singles Winner 2017 12s Grass Nationals Singles Winner 2017 12s Grass Nationals Doubles Finalist 2016 12s Nationals Singles
Cassidy Mataia	Finalist 2016 12s Qld State Championships Doubles 3rd Place 2017 12s Grass Nationals Singles Finalist 2017 12s Grass Nationals Doubles Winner 2016 12s Nationals Doubles
Jessica-Jade Haylo	Finalist 2016 12s Qld State Championships Doubles 3rd Place 2016 12s Qld State Championships Singles 4th Place 2017 12s Grass Nationals Singles Finalist 2017 12s Grass Nationals Doubles
Blake Ellis	ATP ranking #1383, ITF ranking #23 Winner 2017 Nonthaburi Grade 1 ITF Singles Semi-final 2017 Sarawak Grade 1 ITF Singles Finalist 2017 Santa Croce Grade 1 ITF Singles
Adam Walton	ATP ranking #1473, ITF ranking #60 Finalist 2016 Caloundra Grade 4 ITF Singles Finalist 2016 Burleigh Waters Grade 4 ITF Singles Winner 2016 Latuoka Grade B2 ITF Singles Finalist 2016 Latuoka Grade B2 ITF Doubles Semi-final 2017 Nonthaburi Grade 1 ITF Singles Semi-final 2016 18s Nationals Singles
Moerani Bouzige	ITF ranking #76 Semi-final 2016 Caloundra Grade 4 ITF Singles Winner 2016 Caloundra Grade 4 ITF Doubles Semi-final 2016 Burleigh Waters Grade 4 ITF Singles Finalist 2016 Latuoka Grade B2 ITF Singles Finalist 2016 Beijing Grade 2 ITF Doubles Finalist 2016 Tokyo Grade 2 ITF Doubles Winner 2016 Tin Hau Grade 2 ITF Doubles
Alex Crnokrak	ATP ranking #1748, ITF ranking #231 Member of 2016 Junior Davis Cup Team Finalist 2016 Burleigh Waters Grade 4 Doubles Finalist 2016 16s Nationals Singles Winner 2016 16s Nationals Doubles

Will Maher	ITF ranking #327 Finalist 2016 Burleigh Waters Grade 4 Doubles Finalist 2016 Canberra Grade 5 ITF Doubles
Harrison Brown	ITF ranking #209 Winner 2016 Santo Domingo Grade 5 ITF Doubles Winner 2016 Atlanta Grade 4 ITF Doubles Finalist 2016 San Jose Grade 3 ITF Doubles
Yukimaro Ii	4th Place 2016 16s Qld State Championships Singles Finalist 2016 16s Qld State Championships Doubles
Dane Sweeny	ITF ranking #629 Member of 2017 Junior Davis Team 3rd Place 2016 16s Qld State Championships Singles Winner 2016 16s Qld State Championships Doubles 3rd Place 2016 16s Nationals Singles
Jayden Court	ITF ranking #640 Finalist 2017 Melbourne Grade 4 ITF Doubles Winner 2016 16s Qld State Championships Doubles
Philip Sekulic	Member of 2017 World Junior Teams Team 3rd Place 2016 14s Clay Nationals Singles 3rd Place 2017 14s Grass Nationals Singles Finalist 2016 14s Nationals Doubles
Chen Dong	ITF ranking #1182 Finalist 2016 14s Nationals Singles Finalist 2016 14s Nationals Doubles
Casey Hoole	Member of 2017 World Junior Teams Team Finalist 2016 14s Clay Nationals Doubles 4th Place 2016 14s Nationals Singles
Tai Sach	Finalist 2016 14s Qld State Championships Singles Finalist 2016 14s Clay Nationals Doubles Winner 2017 14s Grass Nationals Singles
Bryce Robinson	Finalist 2016 14s NSW State Championships Singles Winner 2016 14s NSW State Championships Doubles
Finn Macnamara	4th Place 2016 14s NSW State Championships Singles Winner 2016 14s NSW State Championships Doubles
Alec Braund	Winner 2016 12s Clay Nationals Singles Finalist 2016 12s Clay Nationals Doubles Finalist 2016 12s Nationals Doubles
Jonathan Cha	3rd Place 2016 12s Clay Nationals Singles
Owen Lin	Finalist 2016 12s Clay Nationals Doubles Winner 2017 12s Grass Nationals Doubles Finalist 2016 12s Nationals Doubles
Oliver Molloy	4th Place 2017 12s Grass Nationals Singles



QUEENSLAND TENNIS COMMUNITY



QUEENSLAND TENNIS AWARDS

The Queensland Tennis Awards ceremony was held at the Brisbane Convention and Exhibition Centre in October with 294 guests attending to celebrate the night of nights for tennis in Queensland.

Congratulations to all 2016 finalists as well as the winners listed below:

Award	Recipient
Queensland Club of the Year	Tennis Townsville
Ashley Cooper Medal - Athlete of the Year	Samantha Stosur
Wendy Turnbull Medal - Junior Athlete of the Year	Blake Ellis
Eddie Machin - Junior Regional Athlete of the Year	Alec Braund
Most Outstanding Tournament	Hutchinson Builders Toowoomba International
Most Outstanding 35+ Senior	Mike Ford
Most Outstanding Athlete with a Disability	Mitchell James
Coaching Excellence - Talent Development	Graeme Brimblecombe
Coaching Excellence - Club	Damien Waddell
Coaching Excellence - ANZ Tennis Hot Shots	Stephen Farrell
Most Outstanding School	Brookfield State School
Geoffrey E Griffith - Volunteer Achievement Award	Greg & Rosemary Howland Kim Ross Vic Bayer Vicki Chatfield
Excellence in Officiating	Robert Leak
Regional Shield	Innisfail Tennis Club

AFFILIATED CLUBS, CENTRES & ASSOCIATIONS

Far North Region

Atherton Tennis Club Inc
Cairns International Tennis Centre
Cairns Tennis Club Inc
Clifton Beach Tennis Club Inc
Cooktown Tennis Club Inc
Earlville Tennis Club Inc
Edge Hill Tennis Club Inc
Edmonton Tennis Club Inc
Farinelli Tennis Academy
Freshwater Tennis Club Inc
Gordonvale and District Tennis Assoc Inc
Innisfail District Tennis Association Inc
Malanda Tennis Club Inc
Mareeba Tennis Club Inc
Mission Beach Tennis Club Inc
Port Douglas Tennis Club Inc
Ravenshoe Tennis Club Inc
Redlynch Valley Tennis Club Inc
Trinity Beach Tennis Club Inc
Tully Tennis and Social Club Inc
Woree Tennis Club Inc
Yungaburra Tennis Club Inc

North Region

Ayr Tennis Association Inc
Bowen Tennis Association Inc
Calen Tennis Association Inc
Charters Towers Tennis Club Inc
Cleveland Tennis Club Inc
Gloucester Sport & Recreation Association Inc
Home Hill Tennis Association Inc
Ingham Tennis Association Inc
Kalynda Chase Tennis Centre
Mackay Tennis Association Inc
Moranbah Tennis Association Inc
Pioneer Tennis Inc
Proserpine District Lawn Tennis Assoc Inc
Sarina & District Tennis Association Inc
Tennis Townsville Inc
Tennis Whitsunday
Western Suburbs Tennis Club Inc

Central Region

Athelstane Tennis Club
Baralaba Tennis Club Inc

Blackwater Tennis Association Inc
Bundaberg & District Junior Tennis Association Inc
Bundaberg & District Tennis Association Inc
Bundaberg Seniors Tennis Club Inc
Callide Valley Tennis Association Inc
Capella Tennis Club Inc
Dawson Callide Valleys Seniors Tennis Association
Dingo Tennis Club Inc
Emerald and District Lawn Tennis Association Inc
Fraser Coast Tennis Association Inc
Gayndah & District Tennis Assoc Inc
Gladstone District Tennis Association Inc
Hervey Bay & District Tennis Association Inc
Isis Tennis Club
Maryborough & District Jnr Tennis Assoc Inc
Middlemount Community Sports Association Inc
Monto & District Tennis Assoc Inc
Moura Tennis Club Inc
Mundubbera Tennis Association Inc
Rockhampton Junior Tennis Association Inc
Rockhampton Tennis Association Inc
Rossendale Tennis Club Inc
Springsure Tennis Club Inc
SunCity Sports Club Inc
Tannum Sands Tennis Association Inc
Tennis Rockhampton Ltd
Theodore Tennis Association Inc
Yeppoon Tennis Club Inc.

Sunshine Coast Region

Ballinger Park Tennis Club
Blackbutt Tennis Club Inc
Bli Bli Tennis Club Inc
Bribie Island Tennis Club Inc
Caboolture & District Lawn Tennis Association Inc
Caloundra Tennis Association Inc
Coolum Tennis Club Inc
Cooroy Tennis Club Inc
Eudlo & District Tennis Association Inc
Eumundi Tennis Club Inc

Gheerulla Tennis Club
Glenview Mooloolah Tennis Club Inc
Gympie & District Tennis Association
Gympie Queens Park Tennis Club Inc
Kandanga Tennis Club
Kawana Tennis Club Inc
Kilcoy District Tennis Association
Kin Kin Tennis Club Inc
Kingaroy & District Tennis Association Inc
Kronk Tennis
Landsborough Tennis Club Inc
Maleny Tennis Club
Mapleton Tennis Club Inc.
Maroochydhore Tennis Club Inc
Montville Village Association Inc
Mooloolaba Tennis Club Inc.
Murgon & District Tennis Association
Nambas Tennis Club Inc
Nambour & District Tennis Association Inc
Nambour Heights Progress Association Tennis Club
Noosa District Tennis Association Inc
Noosa Springs Resort and Spa
Noosa Tennis Club Inc
Noosaville Tennis Club Inc
Palmwoods Tennis Club Inc
Peregian Tennis Club Inc
Pomona Tennis Club
St Andrew's Anglican College
Suncoast Christian College
Sunshine Coast Ladies Midweek Tennis Association
Sunshine Coast Tennis Association Inc
Tansey Tennis Club
Tennis Veterans Sunshine Coast Association Inc
Tewantin Tennis Club Inc
Tin Can Bay Tennis Club Inc
Witta Tennis Club Inc
Woombye Tennis Club Inc
Yandina Tennis Club
Zoran's Tennis Academy

Metropolitan Region

Aspire Tennis Australia
Bay Islands Tennis Club
Brisbane Boys College

Metropolitan Region

Brisbane Ladies Tennis Association Inc
Brisbane Night Tennis Association Inc
Brisbane Seniors Tennis Club
Brookfield Tennis Centre
Cambridge Tennis
Chandler Tennis Centre
Dayboro Tennis Club Inc
Dynamic Tennis
Fancutts Junior Tennis Club
Ferry Hills Tennis Centre
Fred Daniel Tennis
Greater Brisbane Junior Tennis Association Inc
Griffith University Tennis Centre
Guse's Tennis Centre
InTennis
Ipswich District Junior Tennis Association Inc
Ipswich Tennis Centre
Kangaroo Point Sports and Tennis Club
Kelvin Grove State College
LifeTime International Pty Ltd
Lifetime Tennis Brisbane West Pty Ltd
Malpass Tennis Coaching
Marsden Tennis Centre
Matchpoint Tennis
Northside Ladies Tennis Club
Park Ridge Tennis Centre
Paul Hanley Tennis
Pine Country Tennis Centre
Queensland School Sport
Queensland Tennis Centre
Redcliffe Tennis Association Inc
Redland Bay Tennis Club Inc
Redlands Lawn Tennis Association Inc
Remar Tennis Academy
Roy Emerson Tennis Centre
Samford Tennis Club Inc
Sandgate and District Youth Tennis Association
Shaw Park Tennis Centre
Sheldon Academy of Sport Tennis
Sheldon Tennis Centre
Slice Tennis
Southern Cross Tennis
Sportennis (Le Victor Pty Ltd/Daily Sporting Pty Ltd)

Springfield Lakes Tennis Club Inc
St Agnes Primary School
St Paul's School
Steve & Trish Griffin
Sunshine Tennis
St Peter's Lutheran College (Indooroopilly)
Tall Gums Sports Centre
Tennis Brisbane
Tennis for Kids
Tennis Logan City
Tennis Seniors Queensland Association Inc
The Gap Health & Racquet Club
The QLD Community Lawn Tennis Assoc (QCLTA)
The University of Queensland Tennis Club Inc
Thorneside Community Tennis Association Inc
Top Tennis Academy
University of Queensland Tennis Centre
West Brisbane Tennis Centre
Woods Tennis
Wynnum District Lawn Tennis Association Inc

Gold Coast Region

Activia Tennis Academy Australia Pty Ltd
Beaudesert & District Tennis Association Inc
Beenleigh Tennis Inc
Burleigh Heads Tennis Club Inc
Currumbin Tennis Club Inc
Discovery Park Tennis Club Inc
Emerald Lakes Tennis Centre
Fassifern Tennis Association Inc
Gold Coast Albert Junior Tennis Club Inc
Gold Coast Mid-Week Ladies Tennis Association Inc
Gold Coast Seniors Tennis Club Inc
Hinterland Tennis Club Inc
Hope Island Tennis Club Inc
Jimboomba Tennis Club
KDV Sport Pty Ltd
Miami Tennis Club Inc
Mudgeeraba Tennis Club
Pimpama Island Sports Association Inc.
Positive Energy Tennis Club
Pro-One Tennis Academy

Somerset College Tennis Centre
Southport State High School
St Hilda's School (Pure Tennis Academy)
Surfers Paradise Tennis and Fitness
Tallara Tennis Club Inc
Tamborine Mountain Tennis Club Inc
Tennis Gold Coast Inc.
Tennis on 11th Inc

South Region

Allora Tennis Club
Bollon Tennis Club Inc
Cecil Plains Tennis Club Inc
Chinchilla Tennis Association Inc
Clifton & District Tennis Association Inc
Dalby & District Tennis Association Inc
Esk Tennis Club Inc
Gatton Tennis Association Inc
Goondiwindi & District Tennis Association Inc
Highfields Tennis Centre
Injune Tennis Inc
Lockyer Tennis Association Inc
Pittsworth Tennis Club Inc
Range Tennis Club Inc
Ravensbourne Sporting Association Inc
Roma & District Tennis Club Inc
St George Tennis Club Inc
Stanthorpe & District Tennis Association Inc
Tara Tennis Club Inc
Taroomban Tennis Club Inc
Texas Tennis Club
Toowoomba Regional Tennis Centre
Toowoomba Tennis Association Inc
Wandoan Tennis Club Inc
Warwick & District Tennis Association Inc

West Region

Barcardine Lawn Tennis Club Inc
Charleville Tennis Club
Copper City Tennis Club Inc
Corfield Sports Club Inc
Flinders Tennis Club Inc
Longreach Tennis Club Inc
Morven & District Tennis Club
Richmond Tennis Club
Winton Tennis Club

DIRECTORS, MEMBERS & OFFICE BEARERS

Board of Directors	North	Committees
Mark Bloomfield (President)	Chairperson Graham Wicks	Finance & Audit Committee
Leonie Taylor	Deputy Chairperson Col Caswell	Leonie Taylor (Chairperson)
Ross Rolfe (Retired.)	Treasurer Vic Bayer	Peter Robertson, Mark Bloomfield, Warwick Nicol
Peter Robertson	Secretary Chris Harvey	Geoff Quinlan, Mark Handley
Alan Harris	Regional Members Graham Wicks, Col Caswell	Risk Management Committee
Murray Whitbread	Central	Peter Robertson (Chairperson)
Warwick Nicol	Chairperson Graham Hick	Leonie Taylor, Nadeena Whitby, Warwick Nicol
Nadeena Whitby	Deputy Chairperson Pat Peach	Geoff Quinlan, Mark Bloomfield
Michael James	Treasurer/ Secretary Glenn Vickery	Nomination & Remuneration Committee
Life Members	Regional Members Glenn Vickery, Graham Hick	Michael James (Chairperson)
Mal Anderson	Sunshine Coast	Warwick Nicol, Allan Harris, Mark Bloomfield
Vic Bayer	Chairperson Annie Lyons	Tournaments Committee
Col Blatch	Deputy Chairperson Matt Deverson	Murray Whitbread (Chairperson)
Ashley Cooper	Treasurer Rob Schmitt	Allan Harris, Ross Smythe, Warwick Nicol, Gareth Keating
E A Crowther (dec)	Secretary Emily Burns	Mark Handley, Travis Dragojlo
Charles Edwards (dec)	Regional Members Matt Deverson, Rob Schmitt	State Selection Committee
Roy Emerson	Metropolitan	Mark Handley (Chairperson)
Daphne Fancutt	Chairperson Steve Miller	Graeme Brimblecombe, Matthew Deverson, James Rapkins, Clint Fyfe, Matthew Richards
Trevor Fancutt	Deputy Chairperson Gareth Keating	Disciplinary Tribunal
Chris Freeman	Treasurer David Herbener	His Honour Judge Michael Rackemann (Chairperson)
Vince Gair (dec)	Secretary Wayne Brumm	Chris Wlodarczyk, Peter Richards, Bronwyn Draper, Fred Albeitz, Donald Fraser QC, Paula Robinson
Geoff Griffith (dec)	Regional Members Steve Miller, Gareth Keating, Wayne Brumm, David Herbener	Appeals Committee
Ivy Haim (dec)	Gold Coast	Robert O'Regan (Chairperson)
Lester Hancock (dec)	Chairperson Roger Marquass	Mike Lyons, Don Muller, Dennis Draper
Frank Hennessy	Deputy Chairperson Mike Evans	Master Planning Committee
Noel Kratzman (dec)	Treasurer Stephen Kua	Peter Robertson (Chairperson)
Frank Land (dec)	Secretary Bettian Gains	Mark Bloomfield, Nadeena Whitby, Warwick Nicol
Rod Laver	Regional Members Mike Ford, Roger Marquass	Michael Blomer
Ron Leahy (dec)	South	Tennis Committee
Bill Peel	Chairperson Allen Smythe	Warwick Nicol (Chairperson)
Maurice Philip	Deputy Chairperson Nathan Costello	Nadeena Whitby, Warwick Nicol, Allan Harris, Murray Whitbread, Michael James, Mark Bloomfield
W Power (dec)	Treasurer Ross Smythe	Mark Handley, Carly Rossi
Ross Rolfe	Secretary Don Bell	
Vanette Tobin	Regional Member Ross Smythe	
Keith Waugh (dec)	West	
Milton Rothman	Chairperson Theresa Braithwaite	
Regional Assemblies	Deputy Chairperson Gavin Douglas	
Far North	Secretary Tony Walsh	
Chairperson Mike Ernst	Regional Member Theresa Braithwaite	
Treasurer Vacant		
Secretary Ryan Coffey		
Regional Member Paul Horn		

TENNIS QUEENSLAND TEAM

Executive	Tournaments & Competitions	National Academy
Chief Executive Officer Geoff Quinlan	Tournaments Manager Travis Dragojlo	National Academy Manager Chris Mahony
Administration	Leagues Manager Marc Wittmann	Coaches Wayne Arthurs
Administration Coordinator Kate Thurtell	Leagues Coordinator Adam Spence	Mark Draper
Administration Assistant Shari Maxwell	Officiating & Development Coordinator Cheryl Jenkins	Anthony Richardson
Places to Play	Marketing & Media	Ben Mathias
Facilities Development Manager Michael Blomer	Marketing & Media Manager Carly Rossi	Adam Carey
Government Relations Manager Elia Hill	Marketing & Communications Coordinator Brittany Daniec	Philip Wagner
Tennis Projects Manager Ken Hick	Media Coordinator Camilla Campbell	Brett Hunter
Participation	Queensland Tennis Centre	Talent Development Manager Clint Fyfe
Head of Participation Mark Handley	Venue Manager Jon Bonner	Physical Performance Coach Mark Taylor
Participation Manager Vacant	Grounds Supervisor Judd Percy	Physical Performance Coach Alex Hynes
Far North Participation Leader Jen Rees	Apprentice Groundsperson Codie Wall	Assistant Physical Performance Coach Matthew Hayes
North Participation Leader Tony Olditch	Coach Development	Adam Schumacher
Central/West Participation Leader Lauren McDonald	Coach Development Manager Scott Rawlins	Brisbane International
Sunshine Coast Participation Leader Nick Crispin	Coach Development Coordinator Chris Moody	Commercial Manager Matthew Roberts
Metropolitan Participation Leader Laura David	Coach Development Administrator Courtney Haynes	Partnerships Executive Aaron Player
Metropolitan Participation Leader Caitlin Lyons		Operations Manager Beth Jones
Gold Coast Participation Leader Alexa Lloyd		Assistant Operations Manager Alex Tucker
South Participation Leader Emma Creighton		Operations Coordinator Evert Sers
Schools Development Coordinator Jenni Hakl		Corporate Sales Manager Michael Murphy
School Development Coordinator Leanne Mascall		Ticketing Coordinator Sharyn Ritchie

OUR PARTNERS



DIRECTORS' REPORT

ROYAL QUEENSLAND LAWN TENNIS ASSOCIATION LIMITED
ABN 60 009 713 544
DIRECTORS' REPORT

FOR THE YEAR ENDED 30 JUNE 2017

The directors present their report together with the financial report of Royal Queensland Lawn Tennis Association Limited ("the Company") for the financial year ended 30 June 2017 and the auditor's report thereon

1. Directors

The directors of the Company at any time during or since the end of the financial year are:

Director	Period as Director
Mr M Bloomfield (President)	December 2013 to present
Ms L Taylor	May 2010 to present
Mr A Harris	November 2012 to present
Mr P Robertson	November 2010 to present
Mr R Rolfe	November 2007 to October 2016 (*)
Mr M Whitbread	November 2009 to present
Ms N Whitby	November 2015 to present
Mr W Nicol	November 2015 to present
Mr M James	November 2016 to present
Chief Executive Officer	
Mr C Pearson	November 2013 to August 2016
Mr G Quinlan	September 2016 to present

(*) R Rolfe was previously on the board from November 2002 and finished on November 2005 before re-joining in 2007.

DIRECTORS' REPORT

ROYAL QUEENSLAND LAWN TENNIS ASSOCIATION LIMITED
ABN 60 009 713 544
DIRECTORS' REPORT (CONTINUED)

FOR THE YEAR ENDED 30 JUNE 2017

INFORMATION ON DIRECTORS

Qualifications, experience & special responsibilities

Mark Bloomfield

Director since December 2013 and President since March 2015
President - Tennis Brisbane 2011-2013
Treasurer - Tennis Brisbane from 2007-2010
Member of Institute of Chartered Accountants Australia since 1995
Member of United States Racquet Stringers Association since 2001
Member of Junior Development Coach (Tennis Australia) since 2000
Owner & Operator, TennisGear

Leonie Taylor

Director and Treasurer since May 2010
Treasurer - Tennis Queensland from 2010 to 2016
Director, Bentleys (Qld) Pty Ltd
Former Director, Qld Police Citizens Youth Welfare Association Limited
Former Director and Chairman, North Qld Bulk Ports Limited

Allan Harris

Director from November 2012
Regional Member since 2001
Former Director - Alan Harris Tennis School, Mackay
Tournament Director Junior Development Series 1999 to present
Tournament Director Mid-north QLD Open 1980 to present
Vice-President Magpies Rugby League Football Club 2013
Recipient: National Recognition Award for Contribution to Sport from John Howard

Peter Robertson

Director since November 2010
Co-founder Saltbush Software (1980 - 1991)
Co-founder Renard Developments Pty Ltd (1990 - Current)
Co-founder Emission Capital Management Ltd (2010 - Current)
Member of St Margaret's School Council (2011 - 2015)
Former member and chair of the Brisbane City Works Board (2001 - 2006)
Former member of the Brisbane City Council Business Group Board (2003 - 2005)
Co-founder Golf Central BNE (2010 - Current)
Director, Sleepy's Pty Ltd (2015 - Current)

Ross Rolfe AO

Director from November 2002 until November 2005 and Director since 2007
Chair WDS
Chair, CS Energy
Director, Infigen Energy
Managing Director, Lend Lease Resources Infrastructure

Murray Whitbread

Director since November 2009
Chairperson - Central Regional Assembly since 2005-2016
Regional Member since 1997-2016
Life Member BJTA & BDTA
Founding Member Central Queensland Junior Masters Circuit
Recipient: Awards Queensland Coach of the Year 1995

DIRECTORS' REPORT

ROYAL QUEENSLAND LAWN TENNIS ASSOCIATION LIMITED
ABN 60 009 713 544
DIRECTORS' REPORT (CONTINUED)

FOR THE YEAR ENDED 30 JUNE 2017

INFORMATION ON DIRECTORS

Qualifications, experience & special responsibilities

Nadeena Whitby

Director since November 2015
National External Affairs Manager, Lendlease
Communication Advisory Group - Tennis Queensland 2011 - 2014
Member of the Tennis Committee - Tennis Queensland since 2016
Recipient: Lord Mayor's Awards for Excellence 2009, 2010 and 2011
Former Director, Infrastructure Association of Queensland and the Association for Childhood Language and related Disorders

Warwick Nicol

Director since November 2015
Operations Manager, Tennis Brisbane
Chairperson - Metropolitan Regional Assembly 2009 - 2016
Tennis Queensland Company Members 2010 - 2016
Secretary of the Brisbane District Golf Association since 2009

Michael James

Director since November 2016
Non-Executive Chairman Green Group of Companies
Corporate Advisor - Powe Architects
Corporate Advisor - AGPAL and QIP
Business Advisor - Board Matters
Non-Executive Chairman - Jensen Bowers
Non-Executive Chairman - Hattaras
Director - Evolve
Non-Executive Chairman - Bosity Corporate Systems 2014 - 2016

MBA, Marketing
B Engineering
(Mining)

DIRECTORS' REPORT

ROYAL QUEENSLAND LAWN TENNIS ASSOCIATION LIMITED
ABN 60 009 713 544
DIRECTORS' REPORT (CONTINUED)

FOR THE YEAR ENDED 30 JUNE 2017

2. Directors' meetings

The number of directors' meetings (including meetings of committees of directors) and number of meetings attended by each of the directors of the Company during the financial year are:

Director	Board Meetings		Finance and Audit		Risk Management Committee		Remuneration Committee	
	A	B	A	B	A	B	A	B
Mark Bloomfield (President)	6	6	4	4	3	3	1	1
Leonie Taylor	6	4	4	3	3	2		
Alan Harris	6	6					1	1
Peter Robertson	6	6	4	4	3	3		
Ross Rolfe	2	0	1	0	1	0		
Murray Whitbread	6	6						
Nadeena Whitby	6	5			3	1		
Warwick Nicol	6	6	4	2	3	1	1	1
Michael James	4	4					1	1

A - Number of meetings held during the time the director held office during the year

B - Number of meetings attended

3. Company Particulars

The address of the Company's registered office is Level 9, 123 Albert Street, Brisbane, Queensland 4000. The principle place of business is 190 King Arthur Terrace, Tennyson, Queensland 4104

The Company is incorporated under the Corporations Act 2001 and is a company limited by guarantee. If the Company is wound up, the constitution states that each member is required to contribute to a maximum of \$10 each towards any outstanding obligations of the Company. At 30 June 2017, the total amount that members of the company are liable to contribute if the Company is wound up is \$150. (2016: \$150).

DIRECTORS' REPORT

ROYAL QUEENSLAND LAWN TENNIS ASSOCIATION LIMITED
ABN 60 009 713 544
DIRECTORS' REPORT (CONTINUED)

FOR THE YEAR ENDED 30 JUNE 2017

4. Principal activities

The principal activity of the Company during the financial year was to manage the sport of Tennis in Queensland through the core business areas of: participation, tournaments, player development, facilities development and management, marketing and public relations, finance and administration and the Queensland Tennis Centre. There were no significant changes to the principal activities of the Company during the year. The Company's vision is to make tennis part of life for every Queenslanders and the following strategic objectives are considered critical to achieve that vision:

- Making tennis the most engaging and inclusive sporting community in Queensland;
- Facilitating more welcoming and sustainable places to play;
- Fostering and celebrating more champions for tennis than ever before.

To achieve the objectives, the company has adopted the following strategies:

COMMUNITY: Offer engaging tennis programs; provide relevant and quality competitions for all players; use affiliation, membership and the Brisbane International to benefit the sport; connect people to tennis by providing an informative and enjoyable online experience.

FACILITIES: Promote a variety of sustainable operating models; target areas for facility growth and consolidation; identify and build five priority projects based on need; develop better relationships with all levels of government.

CHAMPIONS: Support all administrators, volunteers and Regional Assemblies by providing best practice models and transparent governance; offer high quality competition and training environments that are safe, demonstrate integrity and are available for all Queenslanders; promote past success whilst striving to provide world class training environments; reward fans with the best possible experience and encourage their participation in tennis.

The Association's objectives have been designed to complement the constitutional Objects found in Clause 3.1 of the Constitution

5. Operating and financial review

The Company's net result for the year ended 30 June 2017 was a surplus of \$229,193 (2016: \$273,491) and after including unrealised (loss)/ gain on investments, the total comprehensive income of the Company was \$229,193 (2016: \$273,925).

6. State of affairs

The Company's net result for the year ended 30 June 2017 was a surplus of \$229,193 (2016: \$273,491) and after including unrealised (loss)/ gain on investments, the total comprehensive income of the Company was \$229,193 (2016: \$273,925).

DIRECTORS' REPORT

ROYAL QUEENSLAND LAWN TENNIS ASSOCIATION LIMITED
ABN 60 009 713 544
DIRECTORS' REPORT (CONTINUED)

FOR THE YEAR ENDED 30 JUNE 2017

7. Indemnification and Insurance of Officers

Indemnification

The Company has agreed to indemnify the directors and officers of the Company against all liabilities to another person (other than the Company or a related body corporate) that may arise from their position as directors of the company, except where the liability arises out of conduct involving a lack of good faith. The agreement stipulates that the Company will meet the full amount of any such liabilities, including costs and expenses, to the extent of the Company's net assets.

Insurance Premiums

Tennis Australia, through a national insurance scheme, provides the Company with directors' and officers' liability, legal expenses and insurance contracts, for current and former directors and officers of the Company. The continuity of insurance has been maintained during the year.

8. Auditors Independence Declaration Under Section 307C of the Corporations Act

The auditor's independence declaration for the year ended 30 June 2017 has been received and can be found on page 47.

Signed in accordance with the resolution of the Board of Directors:



M BLOOMFIELD
PRESIDENT



L TAYLOR
DIRECTOR

Dated at Brisbane this 3 day of October 2017.

PKF Hacketts



ROYAL QUEENSLAND LAWN TENNIS ASSOCIATION LIMITED

ROYAL QUEENSLAND LAWN TENNIS ASSOCIATION LIMITED
ABN 60 009 713 544
STATEMENT BY THE DIRECTORS

AUDITOR'S INDEPENDENCE DECLARATION UNDER SECTION 307C OF THE CORPORATIONS ACT 2001 TO THE DIRECTORS OF ROYAL QUEENSLAND LAWN TENNIS ASSOCIATION LIMITED

I declare that, to the best of my knowledge and belief, during the year ended 30 June 2017, there have been no contraventions of:

- (a) the auditor independence requirements of the *Corporations Act 2001* in relation to the audit; and
- (b) any applicable code of professional conduct in relation to the audit.

PKF Hacketts

PKF HACKETTS AUDIT

Shaun Lindemann
Partner

Brisbane, 3 October 2017

In the opinion of the directors of Royal Queensland Lawn Tennis Association Limited ('the Company'):

- (a) the financial statements and notes set out on pages 8 to 19, are in accordance with the Corporations Act 2001, including:
 - (i) giving a true and fair view of the Company's financial position as at 30 June 2017 and its performance for the financial year ended on that date; and
 - (ii) complying with Australian Accounting Standards - Reduced Disclosure Requirements and the Corporations Regulations 2001;
- (b) there are reasonable grounds to believe that the Company will be able to pay its debts as and when they become due and payable.

Signed in accordance with a resolution of the Board of Directors.

M BLOOMFIELD
PRESIDENT

L TAYLOR
DIRECTOR

Dated at Brisbane this 3 day of October 2017.

PKF Hacketts



**INDEPENDENT AUDITOR'S REPORT TO THE MEMBERS OF
ROYAL QUEENSLAND LAWN TENNIS ASSOCIATION LTD**

Report on the Financial Report

Opinion

We have audited the accompanying financial report of Royal Queensland Lawn Tennis Association Ltd ("the company"), which comprises the statement of financial position as at 30 June 2017, the statement of profit or loss and other comprehensive income, the statement of changes in equity and the statement of cash flows for the year then ended, notes comprising a summary of significant accounting policies and other explanatory information, and the Directors' declaration of the company.

In our opinion, the financial report of Royal Queensland Lawn Tennis Association Ltd has been prepared in accordance with the *Corporations Act 2001*, including:

- (a) giving a true and fair view of the company's financial position as at 30 June 2017 and of its financial performance and cash flows for the year ended on that date; and
- (b) complying with Australian Accounting Standards – Reduced Disclosure Requirements and the *Corporations Regulations 2001*.

Basis for Opinion

We conducted our audit in accordance with Australian Auditing Standards. Those standards require that we comply with relevant ethical requirements relating to audit engagements and plan and perform the audit to obtain reasonable assurance about whether the financial report is free from material misstatement. Our responsibilities under those standards are further described in the Auditor's Responsibility section of our report.

We believe that the audit evidence we have obtained is sufficient and appropriate to provide a basis for our opinion.

Independence

We are independent of the company in accordance with the auditor independence requirements of the *Corporations Act 2001* and the ethical requirements of the Accounting Professional and Ethical Standards Board's APES 110 Code of Ethics for Professional Accountants (the code) that are relevant to our audit of the financial report in Australia. We have also fulfilled our other ethical responsibilities in accordance with the Code.

Responsibilities of the Directors for the Financial Report

The Directors of the company are responsible for the preparation of the financial report that gives a true and fair view in accordance with Australian Accounting Standards – Reduced Disclosure Requirements and the *Corporations Act 2001* and for such internal control as the Directors determine is necessary to enable the preparation of the financial report that gives a true and fair view and is free from material misstatement, whether due to fraud or error.

In preparing the financial report, the Directors are responsible for assessing the company's ability to continue as a going concern, disclosing, as applicable, matters related to going concern and using a going concern basis of accounting unless the Directors either intend to liquidate the company or to cease operations, or have no realistic alternative but to do so.

PKF Hacketts



Auditor's Responsibilities for the Audit of the Financial Report

Our objectives are to obtain reasonable assurance about whether the financial report as a whole is free from material misstatement, whether due to fraud or error, and to issue an auditor's report that includes our opinion. Reasonable assurance is a high level of assurance, but is not a guarantee that an audit conducted in accordance with the Australian Auditing Standards will always detect a material misstatement when it exists. Misstatements can arise from fraud or error and are considered material if, individually or in the aggregate, they could reasonably be expected to influence the economic decisions of users taken on the basis of this financial report.

A further description of our responsibilities for the audit of the financial report is located at the Auditing and Assurance Standards Board website at: <http://www.auasb.gov.au/Home.aspx>. This description forms part of our auditor's report.

PKF Hacketts Audit

**Shaun Lindemann
Partner**

Brisbane
Date: 3 October 2017

PKF Hacketts Audit
ABN 33 673 151 348

Level 6, 10 Eagle Street, Brisbane QLD 4000
GPO Box 1658, Brisbane QLD 4001
p +61 7 3839 9733
f +61 7 3832 1407

8 East Street, PO Box 662
Rockhampton QLD 4700
p +61 7 4927 2744
f +61 7 4927 4317

Liability limited by a scheme approved under Professional Standards Legislation. PKF International Limited administers a network of legally independent firms which carry on separate business under the PKF Name. PKF International Limited is not responsible for the acts or omissions of individual member firms of the network. For office locations visit www.pkf.com.au

FINANCIAL STATEMENTS

ROYAL QUEENSLAND LAWN TENNIS ASSOCIATION LIMITED
ABN 60 009 713 544
STATEMENT OF PROFIT OR LOSS AND OTHER COMPREHENSIVE INCOME

FOR THE YEAR ENDED 30 JUNE 2017

	Note	2017	2016
Revenue from ordinary activities	3	3,950,100	3,649,010
Player Development		-101,343	-117,166
Participation		-972,561	-804,889
Tournament Program		-463,705	-524,700
Places to Play		-338,249	-266,400
Marketing and Public Relations		-437,001	-344,662
Finance and Administration		-540,274	-455,964
Queensland Tennis Centre		-667,207	-681,045
Depreciation		-30,653	-30,581
Total expenses	4	-3,550,993	-3,225,407
Operating Surplus/(Deficit)		399,107	423,604
Revenue from other activities	5	383,346	384,685
Expense from other activities	5	-476,652	-480,938
Rental expense for State Tennis Centre		-76,608	-53,859
Operating Surplus /(Deficit) after other activities		229,193	273,491
Other comprehensive income			
Net gain/(loss) on revaluation of available for sale financial assets		-	434
Total comprehensive income for the year		229,193	273,925

The accompanying notes form part of these financial statements.

FINANCIAL STATEMENTS

ROYAL QUEENSLAND LAWN TENNIS ASSOCIATION LIMITED
ABN 60 009 713 544
STATEMENT OF FINANCIAL POSITION

FOR THE YEAR ENDED 30 JUNE 2017

	Note	2017	2016
Assets			
Cash and cash equivalents	6	1,759,893	1,502,698
Trade and other receivables	7	716,098	774,410
Financial Assets	8	2,966,969	2,840,336
Prepaid expenses	9	119,663	113,639
Total current assets		5,562,623	5,231,083
Prepaid expenses	10	616,666	656,667
Property, plant and equipment	11	140,345	101,907
Total non-current assets		757,011	758,574
Total assets		6,319,634	5,989,657
Liabilities			
Trade payables and other payables	12	751,109	753,668
Provisions	13	390,981	330,966
Deferred revenue	14	673,784	626,591
Borrowings	17(c)	12,946	5,917
Total current liabilities		1,828,820	1,717,142
Provisions	15	10,229	8,182
Borrowings	17(c)	-	12,941
Total non-current liabilities		10,229	21,123
Total liabilities		1,839,049	1,738,265
Net assets		4,480,585	4,251,392
Members' equity			
Retained earnings		4,480,585	4,275,783
Financial assets reserves		-	-24,391
Total equity		4,480,585	4,251,392

The accompanying notes form part of these financial statements.

FINANCIAL STATEMENTS

ROYAL QUEENSLAND LAWN TENNIS ASSOCIATION LIMITED
ABN 60 009 713 544
STATEMENT OF CHANGES IN EQUITY

FOR THE YEAR ENDED 30 JUNE 2017

	Financial Asset Reserve*	Retained Earnings	Total Equity
Balance at 1 July 2015	-24,825	4,002,292	3,977,467
Surplus for the period	-	273,491	273,491
Other comprehensive income	434	-	434
Balance at 30 June 2016	-24,391	4,275,783	4,251,392
Balance at 1 July 2016	-24,391	4,275,783	4,251,392
Surplus for the period	-	229,193	229,193
Transfer to retained earnings	24,391	-24,391	-
Balance at 30 June 2017	-	4,480,585	4,480,585

*Financial asset reserve records revaluation increments and decrements (that do not represent impairment write-downs) that relate to financial assets that are classified as available-for-sale.

The accompanying notes form part of these financial statements.

FINANCIAL STATEMENTS

ROYAL QUEENSLAND LAWN TENNIS ASSOCIATION LIMITED
ABN 60 009 713 544
STATEMENT OF CASH FLOWS

FOR THE YEAR ENDED 30 JUNE 2017

	Note	2017	2016
Cash flows from operating activities			
Cash receipts from customers		4,931,205	4,053,318
Cash paid to suppliers and employees		-4,570,410	-4,038,590
Interest received		7,377	9,273
Interest paid		-1,062	-1,423
Net cash received in operating activities	16a	367,110	22,578
Cash flows from investing activities			
Acquisition of property, plant and equipment	11	-69,091	-14,791
Proceeds transferred from term deposits		-34,912	106,132
Net cash from investing activities		-104,003	91,341
Cash flows from financing activities			
Repayment of borrowings		-5,912	-5,545
Net cash used in investing activities		-5,912	-5,545
Net increase in cash and cash equivalents		257,195	108,374
Cash and cash equivalents at 1 July		1,502,698	1,394,324
Cash and cash equivalents at 30 June	16b	1,759,893	1,502,698

The accompanying notes form part of these financial statements.

NOTES TO THE FINANCIAL STATEMENTS

ROYAL QUEENSLAND LAWN TENNIS ASSOCIATION LIMITED
ABN 60 009 713 544

1. Reporting entity

Royal Queensland Lawn Tennis Association Ltd (the "Company") is a company domiciled in Australia. The Company is a company limited by guarantee. The address of the Company's registered office is:
Level 9
123 Albert Street
Brisbane, QLD 4000

The Company is a not for profit entity and the principal activities of the Company during the course of the financial year were the promotion and development of the game of tennis in Queensland.

2. Basis of preparation

(a) Statement of compliance

The Company applies Australian Accounting Standards – Reduced Disclosure Requirements as set out in AASB 1053: Application of Tiers of Australian Accounting Standards and AASB 2010-2: Amendments to Australian Accounting Standards arising from Reduced Disclosure Requirements.

The financial statements are general purpose financial statements that have been prepared in accordance with Australian Accounting Standards – Reduced Disclosure Requirements of the Australian Accounting Standards Board (AASB) and the Corporations Act 2001. The Company is a not-for-profit entity for financial reporting purposes under Australian Accounting Standards.

Australian Accounting Standards set out accounting policies that the AASB has concluded would result in financial statements containing relevant and reliable information about transactions, events and conditions. Material accounting policies adopted in the preparation of these financial statements are presented below and have been consistently applied unless stated otherwise.

The financial statements, except for the cash flow information, have been prepared on an accruals basis and are based on historical costs, modified, where applicable, by the measurement at fair value of selected non-current assets, financial assets and financial liabilities. The amounts presented in the financial statements have been rounded to the nearest dollar.

The financial report is presented in Australian dollars, which is the Company's functional currency.

The financial statements were authorised for issue on 25 September 2017 by the directors of the Company.

(b) Income Tax

The Company is exempt from income tax under section 50-45 of the Income Tax Assessment Act 1997. Accordingly no provision for income taxes has been made in these financial statements.

(c) Revenue recognition

Revenue is measured at the fair value of the consideration received or receivable. Amounts disclosed as revenue are net of returns, trade allowances, rebates and amounts collected on behalf of third parties.

The Company recognises revenue when the amount of revenue can be reliably measured, it is probable that future economic benefits will flow to the entity and specific criteria have been met for each of the Company's activities as described below. The amount of revenue is not considered to be reliably measurable until all contingencies relating to the sale have been resolved. The Company bases its estimates on historical results, taking into consideration the type of customer, the type of transaction and the specifics of each arrangement.

Revenue is recognised for the major business activities as follows:

NOTES TO THE FINANCIAL STATEMENTS

ROYAL QUEENSLAND LAWN TENNIS ASSOCIATION LIMITED
ABN 60 009 713 544

Grants

Grant revenue is recognised in the statement of comprehensive income when the entity obtains control of the grant and it is probable that the economic benefits gained from the grant will flow to the entity and the amount of the grant can be measured reliably.

(d) Cash and cash equivalents

Cash includes cash on hand and deposits with an original maturity of three months or less.

(e) Financial instruments

Initial recognition and measurement

Financial assets and financial liabilities are recognised when the entity becomes a party to the contractual provisions to the instrument. For financial assets, this is equivalent to the date that the Company commits itself to either purchase or sell the asset (ie trade date accounting is adopted). Financial instruments are initially measured at fair value plus transaction costs except where the instrument is classified 'at fair value through profit or loss' in which case transaction costs are expensed to profit or loss immediately.

Classification and subsequent measurement

Financial instruments are subsequently measured at either fair value, amortised cost using the effective interest rate method or cost. Fair value represents the amount for which an asset could be exchanged or a liability settled, between knowledgeable, willing parties. Where available quoted prices in an active market are used to determine fair value. In other circumstances, valuation techniques are adopted.

Amortised cost is calculated as:

- (i) the amount at which the financial asset or financial liability is measured at initial recognition;
- (ii) less principal repayments;
- (iii) plus or minus the cumulative amortisation of the difference, if any, between the amount initially recognised and the maturity amount calculated using the effective interest method; and
- (iv) less any reduction for impairment.

The effective interest method is used to allocate interest income or interest expense over the relevant period and is equivalent to the rate that exactly discounts estimated future cash payments or receipts (including fees, transaction costs and other premiums or discounts) through the expected life (or when this cannot be reliably predicted, the contractual term) of the financial instrument to the net carrying amount of the financial asset or financial liability. Revisions to expected future net cash flows will necessitate an adjustment to the carrying value with a consequential recognition of an income or expense in profit or loss.

(i) Financial assets at fair value through profit or loss

Financial assets are classified at 'fair value through profit or loss' when they are held for trading for the purpose of short-term profit taking, or where they are derivatives not held for hedging purposes, or when they are designated as such to avoid an accounting mismatch or to enable performance evaluation where a group of financial assets is managed by key management personnel on a fair value basis in accordance with a documented risk management or investment strategy. Such assets are subsequently measured at fair value with changes in carrying value being included in profit or loss.

(ii) Loans and receivables

Loans and receivables are non-derivative financial assets with fixed or determinable payments that are not quoted in an active market and are subsequently measured at amortised cost.

NOTES TO THE FINANCIAL STATEMENTS

ROYAL QUEENSLAND LAWN TENNIS ASSOCIATION LIMITED
ABN 60 009 713 544

(iii) Available-for-sale financial assets

Available-for-sale financial assets are non-derivative financial assets that are either not capable of being classified into other categories of financial assets due to their nature, or they are designated as such by management. They comprise investments in the equity of other entities where there is neither a fixed maturity nor fixed or determinable payments.

Available-for-sale financial assets are included in non-current assets, except for those which are expected to be disposed of within 12 months after the end of the reporting period.

They are subsequently measured at fair value with changes in such fair value (ie gains or losses) recognised in other comprehensive income (except for impairment losses and foreign exchange gains and losses). When the financial asset is derecognised, the cumulative gain or loss pertaining to that asset previously recognised in other comprehensive income is reclassified into profit or loss.

(iv) Financial liabilities

Non-derivative financial liabilities (excluding financial guarantees) are subsequently measured at amortised cost.

Fair value

Fair value is determined based on current bid prices for all quoted investments. Valuation techniques are applied to determine the fair value for all unlisted securities, including recent arm's length transactions, reference to similar instruments and option pricing models.

Impairment

At the end of each reporting period, the entity assesses whether there is objective evidence that a financial instrument has been impaired. In the case of available-for-sale financial instruments, a prolonged decline in the value of the instrument is considered to determine whether an impairment has arisen. Impairment losses are recognised in the statement of comprehensive income.

Derecognition

Financial assets are derecognised where the contractual rights to receipt of cash flows expires or the asset is transferred to another party whereby the entity no longer has any significant continuing involvement in the risks and benefits associated with the asset. Financial liabilities are derecognised where the related obligations are either discharged, cancelled or expired. The difference between the carrying value of the financial liability, which is extinguished or transferred to another party and the fair value of consideration paid, including the transfer of non-cash assets or liabilities assumed, is recognised in profit or loss.

(f) Plant and equipment

Plant and equipment are measured on the cost basis less depreciation and impairment losses.

The carrying amount of plant and equipment is reviewed annually by directors to ensure it is not in excess of the recoverable amount from these assets. The recoverable amount is assessed on the basis of the expected net cash flows that will be received from the assets employment and subsequent disposal. The expected net cash flows have been discounted to their present values in determining recoverable amounts.

Plant and equipment that have been contributed at no cost, or for nominal cost are valued and recognised at the fair value of the asset at the date it is acquired.

Depreciation

The depreciable amount of all fixed assets including buildings and capitalised lease assets, but excluding freehold land, is depreciated on a straight line basis over the asset's useful life to the entity commencing from the time the asset is held ready for use. Leasehold improvements are depreciated over the shorter of either the unexpired period of the lease or the estimated useful lives of the improvements.

The depreciation rates used for each class of depreciable assets are:

Class of Fixed Asset	Depreciation Rate
Plant and equipment	10% - 33%

NOTES TO THE FINANCIAL STATEMENTS

ROYAL QUEENSLAND LAWN TENNIS ASSOCIATION LIMITED
ABN 60 009 713 544

(g) Leases

Operating leases are leases under which the lessors effectively retain substantially all of the risks and benefits of ownership of lease items. Payments under operating leases are charged as expenses on a straight-line basis over the lease term.

Leases of fixed assets, where substantially all the risks and benefits incidental to the ownership of the asset (but not the legal ownership) are transferred to the entity, are classified as finance leases.

Finance leases are capitalised, recognising an asset and a liability equal to the present value of the minimum lease payments, including any guaranteed residual values. Leased assets are depreciated on a straight-line basis over their estimated useful lives where it is likely that the entity will obtain ownership of the asset. Lease payments are allocated between the reduction of the lease liability and the lease interest expense for the period.

(h) Employee entitlements

Provision is made for the Company's liability for employee benefits arising from services rendered by employees to the end of the reporting period. Employee benefits that are expected to be settled within one year have been measured at the amounts expected to be paid when the liability is settled. Employee benefits payable later than one year have been measured at the present value of the estimated future cash outflows to be made for those benefits. In determining the liability, consideration is given to employee wage increases and the probability that the employee may not satisfy vesting requirements. Those cash outflows are discounted using market yields on national government bonds with terms to maturity that match the expected timing of cash flows.

(i) Trade and other payables

Trade and other payables represent the liability outstanding at the end of the reporting period for goods and services received by the Company during the reporting period which remain unpaid. The balance is recognised as a current liability with the amounts normally paid within 30 days of recognition of the liability.

(j) Comparative figures

Where required by Accounting Standards, comparative figures have been adjusted to conform to changes in presentation for the current financial year.

When an entity applies an accounting policy retrospectively, makes a retrospective restatement or reclassifies items in its financial statements, which materially impact the financial performance or position presented, a statement of financial position as at the beginning of the earliest comparative period must be disclosed

(k) Goods and services tax (GST)

Revenues, expenses and assets are recognised net of the amount of GST, except where the amount of GST incurred is not recoverable from the Tax Office. In these circumstances, the GST is recognised as part of the cost of acquisition of the asset or as part of an item of the expense. Receivables and payables in the balance sheet are shown inclusive of GST.

Cash flows are presented in the statement of cash flows on a gross basis, except for the GST component of investing and financing activities, which are disclosed as operating cash flows

(i) Impairment of assets

At the end of each reporting period, the entity reviews the carrying values of its tangible and intangible assets to determine whether there is any indication that those assets have been impaired. If such an indication exists, the recoverable amount of the asset, being the higher of the asset's fair value less costs to sell and value in use, is compared to the asset's carrying value. Any excess of the asset's carrying value over its recoverable amount is expensed to the statement of comprehensive income.

Where the future economic benefits of the asset are not primarily dependent upon the asset's ability to generate net cash inflows and when the entity would, if deprived of the asset, replace its remaining future economic benefits, value in use is determined as the depreciated replacement cost of an asset.

NOTES TO THE FINANCIAL STATEMENTS

ROYAL QUEENSLAND LAWN TENNIS ASSOCIATION LIMITED
ABN 60 009 713 544

Where it is not possible to estimate the recoverable amount of an assets class, the entity estimates the recoverable amount of the cash-generating unit to which the class of assets belong.

Where an impairment loss on a revalued asset is identified, this is debited against the revaluation surplus in respect of the same class of asset to the extent that the impairment loss does not exceed the amount in the revaluation surplus for that same class of asset.

(m) New and amended accounting policies

During the current year, the Company has reviewed the new and revised mandatory Australian Accounting Standards applicable to entities reporting under the Corporations Act 2001 and the Directors believe that none of the new and revised standards are applicable to the Company.

(n) New and amended accounting policies in future periods

The AASB has issued a number of new and amended Accounting Standards and Interpretations that have mandatory application dates for future reporting periods, some of which are relevant to the Company. The Company has decided not to early adopt any of the new and amended pronouncements. The Company's assessment of the new and amended pronouncements that are relevant to the Company but applicable in future reporting periods is set out below:

AASB 9: Financial Instruments and associated Amending Standards (applicable to annual reporting periods beginning on or after 1 January 2018).

The Standard will be applicable retrospectively and includes revised requirements for the classification and measurement of financial instruments, revised recognition and derecognition requirements for financial instruments and simplified requirements for hedge accounting.

The directors do not anticipate that the adoption of AASB 9 will have a significant impact on the Company's financial statements.

AASB 15: Revenue from Contracts with Customers and AASB 1058 Income of Not-for-Profit Entities (applicable to annual reporting periods commencing on or after 1 January 2019).

When effective, this Standard will replace the current accounting requirements applicable to revenue with a single, principles-based model. Except for a limited number of exceptions, including leases, the new revenue model in AASB 15 will apply to all contracts with customers as well as non-monetary exchanges between entities in the same line of business to facilitate sales to customers and potential customers.

The core principle of the Standard is that an entity will recognise revenue to depict the transfer of promised goods or services to customers in an amount that reflects the consideration to which the entity expects to be entitled in exchange for the goods or services. To achieve this objective, AASB 15 provides the following five-step process:

- identify the contract(s) with a customer;
- identify the performance obligations in the contract(s);
- determine the transaction price;
- allocate the transaction price to the performance obligations in the contract(s); and
- recognise revenue when (or as) the performance obligations are satisfied.

This Standard will require retrospective restatement, as well as enhanced disclosures regarding revenue.

Although the directors anticipate that the adoption of AASB 15 may have an impact on the Company's financial statements, it is impracticable at this stage to provide a reasonable estimate of such impact.

AASB 16: Leases (applicable to annual reporting periods beginning on or after 1 January 2019).

When effective, this Standard will replace the current accounting requirements applicable to leases in AASB 117: Leases and related Interpretations. AASB 16 introduces a single lessee accounting model that eliminates the requirement for leases to be classified as operating or finance leases.

NOTES TO THE FINANCIAL STATEMENTS

ROYAL QUEENSLAND LAWN TENNIS ASSOCIATION LIMITED
ABN 60 009 713 544

The main changes introduced by the new Standard include:

- Recognition of a right-to-use asset and liability for all leases (excluding short-term leases with less than 12 months of tenure and leases relating to low-value assets);
- Depreciation of right-to-use assets in line with AASB 116: Property, Plant and Equipment in profit or loss and unwinding of the liability in principal and interest components;
- Variable lease payments that depend on an index or a rate are included in the initial measurement of the lease liability using the index or rate at the commencement date;
- By applying a practical expedient, a lessee is permitted to elect not to separate non-lease components and instead account for all components as a lease; and
- Additional disclosure requirements.

The transitional provisions of AASB 16 allow a lessee to either retrospectively apply the Standard to comparatives in line with AASB 108 or recognise the cumulative effect of retrospective application as an adjustment to opening equity on the date of initial application.

The company currently has an arrangement with Stadiums Queensland that provides centres at a reduced rental rate. AASB 16 is likely to impact these arrangements, however it is impractical at this stage to provide a reasonable estimate of such impact

(o) Economic dependency

The Company receives grant funding from the Queensland State Government and Tennis Australia Limited that forms an integral part of the revenue used by the Company to achieve its short and long term objectives.

At the date of this report the Board of Directors has no reason to believe the Queensland State Government and Tennis Australia Limited will not continue to support the Company.

3. Revenue

	2017	2016
Operating Activities:		
Annual affiliation fees	590,230	568,369
Tournaments and activities, receipts, sponsorships, subsidies	3,261,096	2,981,045
Interest and investment income	98,774	99,596
	3,950,100	3,649,010

4. Expenses

	2017	2016
Depreciation of plant and equipment	30,653	30,581
Rental expenses relating to operating leases	128,696	104,470
Employee benefits	1,692,373	1,476,433
Bad and doubtful debts	12,712	19,582

NOTES TO THE FINANCIAL STATEMENTS

ROYAL QUEENSLAND LAWN TENNIS ASSOCIATION LIMITED
ABN 60 009 713 544

5. Revenue / expenses from other activities

	2017	2016
Income		
Regional Tennis Centres		
	383,346	384,685
Expenses		
Regional Tennis Centres	476,651	480,938

6. Cash and cash equivalents

	2017	2016
Bank balances	1,748,693	1,497,498
Cash on hand	5,200	5,200
	1,759,893	1,502,698

7. Trade and other receivables

	2017	2016
Trade receivables	495,003	644,499
Less : Provision for doubtful debts	(12,712)	(19,582)
Other receivables	233,806	149,493
	716,098	774,410

8. Financial Assets

	2017	2016
Available-for-sale financial assets:		
Investments at fair value		
- Term deposits	2,966,969	2,822,889
- Managed funds	-	17,447
	2,966,969	2,840,336

9. Prepaid expenses - current

	2017	2016
Prepayments	79,663	73,639
Prepayments - State office lease	40,000	40,000
	119,663	113,639

NOTES TO THE FINANCIAL STATEMENTS

ROYAL QUEENSLAND LAWN TENNIS ASSOCIATION LIMITED
ABN 60 009 713 544

10. Prepaid expenses - non current

	2017	2016
Prepayments - State office lease	616,666	656,667
	616,666	656,667

11. Property, plant and equipment

	2017	2016
Plant and Equipment		
Cost	398,050	328,960
Accumulated depreciation	(257,705)	(227,053)
	140,345	101,907

Reconciliations of the carrying amounts of each class of property, plant and equipment at the beginning and end of the current financial period as set out below:

Opening carrying amount	101,907	117,698
Additions	69,091	14,790
Disposals	-	-
Depreciation	(30,653)	(30,581)
Closing carrying amount	140,345	101,907

12. Trade and other payables

Current		
Trade payables	14,002	219,498
Other payables and accrued expenses	737,107	534,170
	751,109	753,668

NOTES TO THE FINANCIAL STATEMENTS

ROYAL QUEENSLAND LAWN TENNIS ASSOCIATION LIMITED
ABN 60 009 713 544

13. Current liabilities and provisions

	2017	2016
Current		
Provision for annual leave	206,633	107,409
Provision for long-service leave	121,738	111,883
Other provisions	62,610	111,674
	<u>390,981</u>	<u>330,966</u>
Analysis of provisions		
Employee entitlements		
Opening balance	227,474	216,126
Additional provision raised	170,080	121,808
Amounts used	(58,954)	(110,460)
Closing balance	<u>338,600</u>	<u>227,474</u>
Other provisions		
Opening balance	111,674	170,870
Additional provision raised	20,870	46,870
Amounts used	(69,934)	(106,066)
Closing Balance	<u>62,610</u>	<u>111,674</u>

14. Deferred revenue

	2017	2016
Income received in advance	434,636	388,394
Deferred foundation funds	194,107	193,294
Deferred RTFP funds	45,041	44,903
	<u>673,784</u>	<u>626,591</u>

15. Non-current liabilities - provisions

	2017	2016
Provision for long-service leave	10,229	8,182
	<u>10,229</u>	<u>8,182</u>

NOTES TO THE FINANCIAL STATEMENTS

ROYAL QUEENSLAND LAWN TENNIS ASSOCIATION LIMITED
ABN 60 009 713 544

16. Reconciliation of cash flows from operating activities

	2017	2016
(a) Cash flows from operating activities		
Surplus for the period	229,193	273,491
Adjusted for:		
Depreciation and Amortisation	30,653	30,581
Net income on investments (re-invested)	(91,397)	(87,442)
(Gain)/Loss on disposal of investments	-	(1,108)
Operating surplus/(deficit) changes in working capital and provisions		
Change in trade and other receivables	145,733	(95,472)
Change in prepayments	33,975	38,960
Change in trade and other payables	(90,303)	103,463
Change in provisions and employee benefits	62,064	(47,848)
Change in deferred income	47,192	(192,047)
Net cash used in operating activities	<u>367,110</u>	<u>22,578</u>
(b) Cash and cash equivalents		
Bank balances	1,531,615	1,280,963
Cash on hand	5,200	5,200
Deposits at call	223,078	216,535
Cash and cash equivalents in the Statement of cash flows	<u>1,759,893</u>	<u>1,502,698</u>

NOTES TO THE FINANCIAL STATEMENTS

ROYAL QUEENSLAND LAWN TENNIS ASSOCIATION LIMITED
ABN 60 009 713 544

17. Capital and leasing commitments

	2017	2016
(a) Operating lease commitments (Premises)		
The Company is currently under a 25 year lease agreement in relation to the office premises at the Queensland Tennis Centre, with no further rent payable over the period of the lease. The total rent of \$1,000,000 for the period of the lease was prepaid in 2009 and is being expensed over the period of the lease on a straight line basis (Refer to notes 9 and 10).		
(b) Operating lease commitments (Other)		
Non-cancellable operating lease rentals are payable as follows:		
Less than on year	3,473	3,473
Between one and five years	9,260	12,733
More than five years	-	-
	12,733	16,206
(c) Finance lease commitments		
Less than on year	12,946	5,917
Between one and five years	-	12,941
More than five years	-	-
	12,946	18,858

(d) Capital Commitments

Prior to year end the organisation ceased operating the Townsville Tennis Centre and control was given back to the Townsville Council. As part of this hand-over process the company is responsible for capital reparations amounting to approximately \$70,000.

18. Members' Guarantee

The company is a company limited by guarantee. There is no authorised or issued share capital. If the company is wound up, the liability of the members is limited to \$10 each (2016: \$10). As at 30 June 2017 the company had 15 members (2016:15).

19. Related party transactions

The Company, being an Associate member of Tennis Australia (TA), receives shared services benefits from TA.

These benefits include accounting, human resources, legal and information technology resources. These services were provided for \$ NIL consideration.

The Directors of the Company act on an honorary basis.

The key management personnel for Tennis Queensland includes the CEO and Senior Management. The compensation paid, payable or provided in short term retirement and other long terms benefits is \$350,935 (2016: \$580,040).

NOTES TO THE FINANCIAL STATEMENTS

ROYAL QUEENSLAND LAWN TENNIS ASSOCIATION LIMITED
ABN 60 009 713 544

Mark Bloomfield is the owner of TennisGear Management Pty Ltd. The following transactions between the Company and TennisGear occurred during the financial year:

	2017	2016
	\$	\$
Sales and purchases of goods and services		
Purchase of goods or services from entity controlled by related party	16,807	10,490
Sale of goods or services to entity controlled by related party	33,088	55,746

Services purchased from the entity controlled by the related party included prizemoney, entry fees and court hire for tournaments.

Services sold to the entity controlled by the related party included sponsorship, sanction fees and affiliation fees.


Outstanding balances arising from sales/purchases of goods and services

The following balances are outstanding at the end of the reporting period in relation to transactions with TennisGear Management Pty Ltd:

Receivables from entity controlled by related party	1,527	27,628
---	-------	--------

20. Subsequent Events

There have been no events subsequent to balance date which would have a material effect on the Company's financial statements.




Royal Queensland Lawn Tennis Association
trading as TENNIS QUEENSLAND
190 King Arthur Terrace
Tennyson, QLD 4105

P +61 7 3120 7900

E tennisqueenslandinfo@tennis.com.au

W tennis.com.au/qld

 /tennisqueensland

 @tennisqld