


ANNUAL REPORT

TENNIS QUEENSLAND

2017/18



STRATEGIC PLAN

VISION TO 2020

PILLAR 01

PRODUCTS

Developing programs and pathways

STRATEGIC OBJECTIVES

Deliver relevant and targeted programs to attract participants	Offer playing opportunities for people of all ages and abilities	Utilise major events to showcase tennis
---	--	--

DRIVERS OF CHANGE

HOT SHOTS	PLAYER PATHWAY	INTERNATIONAL
BOOK A COURT	TEAM TOURNAMENTS	NATIONAL
TENNIS IN SCHOOLS	LEAGUES	REGIONAL

INDICATES FOCUS PRIORITY

PILLAR 02

PEOPLE

Growing and supporting our delivery network

STRATEGIC OBJECTIVES

ENHANCE the capabilities & satisfaction of the tennis industry	CREATE safe, supportive and fun environments to learn and play	ENCOURAGE diversity at all levels of the game
---	---	--

DRIVERS OF CHANGE

THE RALLY KIT	SAFEGUARDING CHILDREN	FUTURE LEADERS
FUNDING	COACHES AND TEACHERS	FEMALES IN TENNIS
REWARD AND RECOGNITION	PARENTS AND PLAYERS	INCLUSIVE DEVELOPMENT

INDICATES FOCUS PRIORITY

PILLAR 03

PLACES

Investment in facilities and their management

STRATEGIC OBJECTIVES

PROVIDE the necessary facilities to promote and deliver tennis	EMBED sustainable operating models	FOSTER strong relationships with government and industry
---	---	---

DRIVERS OF CHANGE

PLANNING	INDUSTRY DEVELOPMENT	GOVERNMENT ENGAGEMENT
MORE COURTS AND INVITING FACILITIES	VENUE OPERATIONS	STRATEGIC AND BUSINESS PLANNING
FACILITY INNOVATION	RESOURCES	NEW PARTNERSHIPS

INDICATES FOCUS PRIORITY

THE VISION

For tennis to be Queensland's most engaging sport



CONTENTS PAGE



06

Queensland by
the Numbers

08

President's
Report

10

Ceo Report
Tennis Queensland

12

Ceo Report
Tennis Australia

14

Programs
Developing Programs
& Pathways

20

People
Growing & Supporting
Our Delivery Network

26

Places
Investment In Facilities
& Their Management

34

Brisbane
International

42

Davis Cup

46

Tournaments &
Events

58

Athlete
Highlights

62

Queensland
Tennis Community

QUEENSLAND BY THE NUMBERS

Participation



46K

No. of Registered Club Members



10.7m

Amount Invested In Improving & Building Local Tennis Courts



316

No. Of New & Upgraded Tennis Courts Built



96K

Spectators Attended Brisbane International



114k

ANZ Tennis Hot Shots And Fitbit Cardio Tennis Participants

Deliverers



244

Clubs/centres/assoc. Affiliated With Tennis Queensland



495

No. Of Coach Members Delivering Tennis



579

Schools In The National Schools Partnership Program



129

Teachers Became Tennis Ambassadors

Performance



8

Queensland Players Reached Top 10 Australian Rankings Within 2016-17



#1

Queensland Male: John Millman



#1

Queensland Female: Ashleigh Barty



17

Players Ranked Inside The Top 500 Of The ATP/WTA



30

Queensland Players Received Scholarships To Develop Their Game



6k

Players Registered To Play In Tennis Competitions

Digital



59K

Users Visited Tennis Queensland's Website



42K

'Down The Line' Enewsletter Subscribers



4K

Followers Connected To Queensland Tennis via Social Media



15K

Subscribers To Qld And Brisbane International Channels



PRESIDENT'S REPORT

On behalf of Tennis Queensland's Board of Directors, it gives me great pleasure to present to you the Presidents Report for 2017/18.

It has been a year of significant change in the governance of Tennis Queensland (TQ). At our AGM last year, three of our long serving directors Peter Robertson, Leonie Taylor and Murray Whitbread retired in accordance with our constitution in October. I would like to thank them for their support and considerable contribution to tennis over the past six years and wish them all the best for the future.

In saying that, I am also grateful for the support and assistance of my fellow board members Warwick Nicol, Allan Harris, Nadeena Whitby, Paula Robinson, Michael James, Noel Jensen, Richard Watson and Paul Horn. They are a dedicated group of professionals who have volunteered their time and expertise for the benefit of tennis and have undertaken their duties with the upmost of care and consideration. Additionally I thank our regional company members who represent their respective regions, raise issues, share knowledge and greatly assist in the governance process.

A special mention must also go to our own Peter Robertson whom was elected to the Tennis Australia (TA) board last year.

In November last year, our CEO Geoff Quinlan stepped down from his position and his role was filled on an acting basis by our Head of Participation Mark Handley. Our former CEO Cameron Pearson returned to fulfil the duties of Brisbane International Tournament Director. On behalf of the TQ board I would like to thank Geoff for his dedication and passion in servicing the needs of tennis in Queensland and we wish him the best for the future.

An extensive search began in February for a new CEO which attracted a large number of extremely high calibre candidates. After an exhaustive screening process the board decided to appoint Mark Handley permanently to the position of Tennis Queensland CEO and Brisbane International General Manager. Mark has more than two decades of experience working for TQ, TA and was previously the CEO of Tennis Tasmania. Prior to his career in tennis administration, Mark was a local player and ran a successful

coaching business on the Sunshine Coast. He is well placed to lead TQ and assist the board in delivering on our strategic objectives.

I would also like to acknowledge the ongoing assistance TQ receives from Tennis Australia (TA), in particular TA President Ms Jayne Hrdlicka, Mr Chris Freeman and CEO Mr Craig Tiley. Both work tirelessly at the highest level of our sport, and have made significant changes which benefit Queensland in the areas of the Australian Open Series, player development and various participation initiatives.

Financially TQ has performed well with a surplus of \$115,919 and reserves of \$4,596,504 at balance date. We are in a very sound financial position and we continue to maintain a conservative financial position as we balance the immediate priorities of the organisation against the future needs and requirements of the sport. The TQ team have worked within tight budgetary constraints and delivered a high quality professional service to our stakeholders.

Financial viability and sustainability of our affiliates is a prime focus

for TQ. Our strategy to assist club engagement within communities whilst developing exciting programs to retain existing and attract new members is working. Registered player and Hot Shot numbers continue to grow and we are committed to ensuring a healthy increase in player numbers. TQ is developing greater resources that will help clubs access and leverage the tools we have available.

Additionally, we have bolstered our people resources in the areas of Schools, Leagues, Government Engagement and Tournaments. Our team is available and able to assist and support clubs where necessary.

This financial year TQ released the "Rally Kit". The Rally Kit is a valuable benefit of affiliation and provides clubs with an online portal of resources and templates to assist across a wide range of topics. I encourage all clubs to work closely with their Participation Leaders and thoroughly review, improve and use the resources available on this site.

We also saw the strengthening of our Child Protection Policy. TA and TQ have invested heavily in this space to ensure the necessary requirements are understood by all tennis participants. Resources are available on our website and further information can be obtained from Participation Leaders.

Our team has a strategic focus on improving relationships with all levels of government. In 2018, we continued working on a State Facility Plan as well as individual plans with 20 local councils. Following on from the state audit in 2017, the results were presented to individual clubs during the Brisbane International in January and have assisted in grant applications and sinking fund needs and projections. The results of the audit have seen a boost in grant funding allocated to Queensland clubs from the State Government. An example of this can be seen in the 2017/18 Get Playing, Places and Spaces Sport and Recreation Grant, with Tennis receiving \$1.5 million dollars for projects across affiliated tennis club in Queensland.

The Brisbane International continued to build on the success from previous years and saw

head line players like Rafael Nadal and Andy Murray signed to play. Unfortunately injury saw the withdrawal of both these players. Crowds however were not disappointed, as we witnessed the breakout tournament of giant killing semi finalist Alex De Minaur and Nick Kyrgios claimed his first ATP title on Australian soil when he defeated American Ryan Harrison.

The women's draw attracted five of the top ten players in the world with eventual winner Elina Svitolina triumphing over higher ranked players in Garbine Muguruza and Karolina Pliskova. Australian players fell early in the singles but Ash Barty and Casey Dellaqua progressed through to the semi's in doubles.

Attendance figures continue to be in the 90,000's, with a growing worldwide television audience. We thank the major sponsors, Suncorp, Queensland Government and Brisbane City Council for their support of this event. TQ continues to work closely with the Brisbane International team to incorporate activities involving our registered players and affiliates, including the Qld Money Race Finals, Brisbane International Schools Challenge, Qld Coaches Forum, NSPP Teaches Workshop, Clubs Master Class, Future Leaders, Women in Sport and the Presidents' Morning Tea.

During the Brisbane International we welcomed Mr Ken Laffey and Mrs Barbara Laffey life members of TQ. Ken and Barbara have contributed to tennis their entire life as players, coaches, administrators and owners of the famous Laff's Tennis Centre at Mt Gravatt. Over the past 35 years they have provided thousands of Queenslanders with the opportunity to learn and play tennis. Ken was the founder of Tennis Brisbane, its former President, former TQ President and continues to support tennis through his role as a director of TA. Ken and Barbara were inducted during an on-court ceremony during the Brisbane International.

Immediately after the conclusion of this year's Australian Open, Brisbane hosted the Davis Cup tie between Australia and Germany

with Australia defeated 3 ties to 1. This event provided an excellent opportunity to promote our sport and engage with the community, government and sponsors over three days of electric tennis. The TQ team performed exceptionally well in the delivery of the event and seized the opportunity to showcase our sport with a particular focus on inclusion and diversity initiatives.

Looking forward, TQ will continue to deliver on its strategic plan and continue making tennis Queensland's most engaging sport. I sincerely thank everyone associated with tennis in the state and look forward to continually giving my upmost to improve our sport.

Mark Bloomfield
Tennis Queensland President



CEO REPORT

It is with great pleasure that I present to you the CEO report for the 2017/18 year.

Our Plan

This report represents the first full year of Tennis Queensland's (TQ) strategic plan to 2020. The plan, built from the ground up thanks to the fine and wise input from various key stakeholders from across the state, is performing beautifully, but we acknowledge we have much to do. The development of our programs and pathways have seen advancements in our tennis for schools programs (533 to 670 school partnerships), accelerated the number of venues with Book a Court Technology (4 to 15) and boosted the number of overall ANZ Tennis Hot Shots participants by 30% (84103 to 114062). These, combined with a resurgence in club membership, has resulted in Queensland's total participants reaching 161K.

Growing and supporting our delivery network is the cornerstone of everything we do and sits proudly in the middle of our strategy. We are grateful for the countless hours of discretionary effort our volunteers provide

in governing our facilities and promoting people getting on court, which ultimately grows participation and supports healthy, active and thriving tennis communities.

Our coaching network has been instrumental, and in partnership with our clubs, are the driving force on the ground to recruit and retain players across all ages. Fostering a positive club/ coach relationship is crucial to the function of our sport. The club has the responsibility to provide the courts for people to play on, the coach has the responsibility to get people playing and engaged, and both have a dual responsibility in ensuring the integrity of our sport is upheld.

We are enhancing the capabilities and satisfaction of our clubs through the roll-out of the Rally Kit. Accessible to clubs 24/7, the Rally Kit provides over 400 pieces of content on a range of topics to support club development.

Our clubs have made a commitment to providing a safe and fun environment for our children to play, and we continue to encourage diversity at all levels of the game through the creation of our

Inclusive Development strategy and our Females in Tennis strategy.

Equally successful has been the acceleration of our government engagement across all tiers, with the development of facility planning that relates to each Local Government Authority (LGA). TQ now has partnerships with 11 key councils aimed at framing future infrastructure needs locally which were borne out of the first Queensland Tennis Facilities Plan (QTFP). The QTFP is a fluid document that acts as Tennis' facility roadmap, articulating the need for investment at venues across Queensland. One of the milestones of the year, the QTFP is being used by the State Government to understand the condition of our facilities, and has been the key element of a pitch to the Lord Mayor of Brisbane City to address court development opportunities.

Our Delivery Network

We simply cannot exist without schools, clubs and coaches. They are the lifeblood, descendants and founders of who we are today and how we operate. This network continues to grow and develop

every year, maintaining a delivery quality that ensures tennis is the sport of choice for the modern family. They are our sales force, product developers, temperature gauges, sense checkers and in most cases the barometers of performance. In total we have 1440 deliverers across the state.

Our Regions

Most Regional Assemblies (RAs) are now equipped with strategies that align to TQs, with specific deliverables within the region bringing a sharpened focus and purpose. We are thrilled with the energy that currently exists across all of our RAs. This level of leadership is a critical element of our "we are all in this together" approach to growing participation in Queensland.

Our Major Events

We continue to leverage our major events for grassroots participation across the state, the Brisbane International had an attendance of just on 96K which saw Nick Kyrgios breakthrough for his first title on home soil. We also used the event to engage various levels of government and host multiple forums that updated and upskilled the people who are charged with growing and leading our great game.

A Davis Cup tie between Australia and Germany quickly followed, and while Australia couldn't get the win, the TQ team delivered its first inclusive Davis Cup, which saw workshops and participation sessions for players with intellectual and physical disabilities (see page 43).

Australian Pro Tour events in Toowoomba and Cairns continue to be flagship sporting events for their regions with terrific support of each council. Local and State Government play a key role in procuring events, investing in infrastructure and supporting participation of tennis across the state, and for that we are extremely thankful.

Our Players

It was fantastic to see Ash Barty break into the Top 20 and capture her first title in Malaysia. John Millman also surged towards the top

50 players in the world, but perhaps the most impressive was Jason Kubler breaking into the top 100 for the first time. We also saw terrific ranking improvements from Lizette Cabrera and Priscilla Hon, whilst a swag of Queenslanders continue to improve their rankings both internationally and domestically. We truly have a terrific bunch of players that we can be proud of and are in the hands of the best coaches in the country.

What's Next

Our sport is not without its challenges. We have much to do to continue to increase the capability and capacity of our volunteers and our commercial operators to ensure our sport remains relevant, sustainable and viable. Many consultative reviews at various levels of governance are taking place across the country. The Australian Government has released their vision through the revamped Sport Australia National Sports Plan, the Queensland Government (through the visionary leadership of Sports Minister Mick de Brenni) are guiding the formulation of a Queensland Sport and Active Recreation Strategy through to 2029 (of which TQ has made a comprehensive submission across multiple sectors) and Tennis Australia is undertaking three separate reviews across Participation, Performance and Digital. We wait with excitement and optimism for what the future might hold for our sport, from the grassroots to elite and everything in between.

We have also been working with Stadiums Queensland to consider the future needs of the Queensland Tennis Centre and developing the a masterplan for the precinct.

We will move into a second phase of research to guide our QTFP28, which will shift focus from understanding the condition and number of courts to determining locations of most need within a radius determined by drive time and the community's ability to access a court.

TQ have also embarked on a review of our current affiliation model, following a government funded consultative approach to analyse

the functionality of the model (see page 65).

Thanks

We appreciate the support of our sponsors and their continued investment into grassroots participation. We are also grateful for the support of the Queensland Government in helping deliver key outcomes in our strategy.

We are blessed to have such a vibrant, passionate and talented bunch of doers driving the growth and prosperity of Tennis in Queensland. The team continues to grow, which in turn provides more "on the ground" support for all of our delivery networks. Their tireless efforts to make our sport better and help those in need is acknowledged and respected. We are particularly proud to have retained key talent and intellectual property to maintain the momentum in our regions.

I would like to extend my thanks to Craig Tiley and the Tennis Australia team for their leadership, commitment and enthusiasm for growing the sport in Queensland.

Finally, I would like to extend my thanks to the TQ board, in particular our President Mark Bloomfield, for all their wisdom, guidance and commitment to tennis and support of the team and I. It hasn't been without its challenges, but has been a defining moment in the history of tennis in Queensland. The leadership, depth of knowledge and team approach of the Company Members has galvanized our organization.

We are set for another fruitful chapter of tennis in Queensland.

Mark Handley
Tennis Queensland
Chief Executive Officer



CEO REPORT

TENNIS AUSTRALIA

Building On Strength

Tennis is among the most successful sports in Australia in terms of participation and engagement rates. It is also the focus of the sporting globe each summer with world-class events such as the Australian Open.

Earlier this year, we conducted a comprehensive participation review with the aim of leveraging the current success of Aussie tennis for the next phase of ongoing growth in the sport.

During the last six months, I've travelled around the country as part of the extensive consultation with all key stakeholders. It has been a personal highlight of mine to be able to work on this review with the people involved in delivering our sport day in and day out across the country - the people responsible for building tennis into the success that it is today.

A Thriving Community

Both in Australia and in Queensland, more people are enjoying the sport than ever. The 930,000-plus total participants who experienced tennis

throughout the nation in 2017-2018 represented a 34 percent increase on the previous year. In Queensland alone, there were a record 161,575 participants in this period.

Increasingly, a lifelong connection to tennis begins with ANZ Tennis Hot Shots, the junior development pathway that also underpins Tennis Australia's hugely successful School Partnership Program.

Growth in schools has been particularly strong in Queensland with participant numbers soaring to 93,398 in 2017-2018. Queensland can be particularly proud that 616 primary schools are now official partner schools of this innovative program.

At a time when providing healthy activity for young people is a priority, opportunities to participate have never been stronger.

Open To Everyone

Passionate that tennis should be a sport for everyone, our values of equality, inclusion and diversity are ever-present. Regardless of ability, gender, race, age or sexual

orientation, players are always be welcome.

Accessibility is also a priority in a more literal sense, as the expanding Book A Court program demonstrates. Providing casual players with the means to book and pay for courts online, the program is now available in 100 venues throughout the nation, including 15 in Queensland.

Australia's Finest

The Brisbane International saw Aussie Nick Kyrgios (ACT) claim his first ATP title on home soil - his first since 2016 - when he defeated American Ryan Harrison in-front of a packed crowd on Pat Rafter Arena.

The top-seeded pairing of Australian John Peers and Finn Henri Kontinen outplayed Argentinian pair Leonardo Mayer and Horacio Zeballos to win the Brisbane International doubles title while Elina Svitolina (UKR) defeated qualifier Aliaksandra Sanovich (BLR) to claim the women's singles title.



Attendances were again strong across the tournament, with Tuesday attracting the biggest crowd as 14,278 fans streamed through the gates, while Saturday set a day session record with 6855 spectators turning out to watch both Alex de Minaur and Kyrgios. A total of 90,252 fans attended the eight days of action.

National Pride

Our record-breaking world class events not only inspire the tennis community at every level, but also help grow the game in a positive sense as revenue is invested back into the sport.

More than one million fans flocked to see the world's best players compete at Australian Open and Australian Open Series events last summer.

The Australian Open celebrated 30 years at Melbourne Park in January, with a record 743,667 fans experiencing new heights in hospitality and off-court entertainment, alongside captivating tennis. A fortnight of fiercely-contested matches

showcased astonishing ability and unrelenting passion from the game's superstars.

It culminated in two stunning finals as Caroline Wozniacki claimed her first Grand Slam title with a three-set victory over Simona Halep and Roger Federer seized a record-extending 20th major title with a five-set win over Marin Cilic.

A Team Effort

Growth - whether it be in participation numbers, revenue or the achievements of our players - would not be possible without the collective efforts of our passionate team members throughout Australia.

As our hard-working staff showcased the company values of excellence, humility, loyalty and team-work, there was a special point of pride when Jayne Hrdlicka was voted Tennis Australia's first female President and Chair in October.

It was another inspirational turning point as the Australian tennis

community comes together to achieve new heights in every endeavour.


Thanks to Mark Handley for his work as new Tennis Queensland CEO and to all the staff and Board members, for your tremendous contribution to those achievements.

Our pride in the many unparalleled milestones of another memorable year in tennis is surpassed only by our passion to build on them in the future.

Craig Tiley
Chief Executive Officer
Tennis Australia

PROGRAMS

Developing Programs & Pathways



Book a Court

Tennis Queensland (TQ) is committed to an accessible, innovative and consumer focused product to increase court occupancy of social play across our state. Book a Court has moved past the pilot stage, with the initial six clubs to install the system in the southeast corner providing critical data and insight for future club success. The number of operational Book a Court clubs is growing rapidly. 15 venues are fully operational, with nine added in the last nine months. This increase is a result of TQ and the Queensland Government's, Get Playing Places and Spaces, round five grant application batch in late 2016/early 2017. Ten clubs received funding and were strategically selected throughout the state to ensure community accessibility in various major towns and regional cities. TQ continues to develop relationships with local government, state government and federally funded organisations, to ensure the cost of installing Book a Club is manageable and cost effective.


The last of 10 Book a Court installations co-funded by the Queensland Government via a Get Playing Places & Spaces grant of \$100,000 is expected to be

completed by October 2018. These facilities are scattered across the state from two Cairns based clubs in the north (Redlynch TC & Freshwater TC) to Warwick in the south and Roma in the west. This funding and the installation of this exciting new technology to these 10 venues has certainly been the catalyst for growth in interest from many other affiliated clubs that have also installed this system over the last 12 months or are planning to do so in the near future. Many of these other installations will be either funded with assistance from Tennis Australia's National Court Rebate Scheme or in conjunction with other project works such as lighting and fencing upgrades also funded via Get Playing Places & Spaces, Gambling Community Benefit Fund or Council grant programs.

TQ is grateful for the funding support provided by the Queensland Government towards these installations completed to date, with another funding application before the Queensland Government to hopefully install another batch of Book a Court systems to affiliated venues in 2019.

Live Venues

- ▶ Burleigh Heads TC
- ▶ Bundaberg & District Jr TA Inc
- ▶ Currumbin Tennis Club Inc
- ▶ Dalby and District TA
- ▶ Freshwater Tennis Club Inc
- ▶ Kangaroo Point Sports TC
- ▶ Northshore Hamilton TC
- ▶ Redcliffe TA Inc
- ▶ Redland Bay TC Inc
- ▶ Redlynch Valley TC Inc
- ▶ Roma & District TC Inc
- ▶ Sandgate & District Youth TA
- ▶ Tamborine Mountain TC
- ▶ Tewantin Tennis Club
- ▶ Tennis Townsville
- ▶ Thorneside Community TA
- ▶ Warwick & District TA Inc
- ▶ Western Suburbs TC Inc





ANZ Tennis Hot Shots

The ANZ Tennis Hot Shots (ANZTHS) program introduces primary school aged children to tennis using modified rules and equipment tailored to their age and ability. A staple in open days, primary schools and club activations across the state, ANZTHS is an engaging entry point into the sport for kids 12 and under.

Registrations for ANZTHS has grown exponentially with 114,062 recognised participants in the program. This significant growth can be attributed to the survey results of our Primary School Partners who have provided anecdotal participation numbers in the curriculum.

The growth of participation in the program has come from accelerated growth within our delivery network. There are currently 767 deliverers of ANZTHS; a network made up of coaches, community play partners and school partners. The Sporting Schools program has been particularly successful with a further 84 schools partnering with tennis in Queensland, bringing the end of financial year total to 579.



Hot Shots Match Play

With ANZTHS now firmly established as a successful entry point to tennis, there's a renewed focus on encouraging kids to transition from a learning environment to competitive play, bringing about Tennis Australia's (TA's) new initiative, Match Play. A growing number of clubs and coaches are running ANZTHS Match Play at their centres; a flexible program that offers a valuable first team and competitive experience, without requiring commitment to an entire season. Match Play helps build the foundation for future stars and Grand Slam winners, as well as social players who can enjoy a life-long relationship with tennis.



Have a Hit on Us

The pathway from watching to playing is a key stepping stone for TQ. Hundreds of thousands of fans attend tennis events in Queensland each year, yet registered participants sit at circa 55,000. This presents a great opportunity for growth by capturing people who enjoy watching the sport and encouraging them to get involved in other ways as well.


Throughout the year, participating Queensland clubs came together to be part of a state-wide marketing campaign to encourage tennis fans to jump on a local court and get into tennis. The "Have a Hit on Us" campaign was on show at Brisbane International (BI) 2018 and the Davis Cup tie held in Brisbane in early February. Each of these events presented unique opportunities for TQ to promote local clubs to thousands of fans of the sport. Through the offer of free court hire donated by the club, this campaign encouraged fans to give tennis a go in a trial scenario, with ambassadors

from the club then providing more information and options to the players for ongoing participation. Marketing activity included on-site activations, the distribution of promotional material, on-screen displays and digital advertising.

As an expansion of the campaign in 2018, TQ partnered with the Queensland Government's My Health for Life initiative to pilot a "Have a Hit on Us for Health" extension. In this pilot, participating clubs are exposed to a brand-new market of potential players through the promotional activities of My Health for Life (MH4L).

MH4L targets and engages with people who are looking to get back into a healthy lifestyle and uses ideas such as playing tennis as simple solutions to create a plan for these people as they start their fitness journey. Clubs participating in Have a Hit on Us for Health provide MH4L participants with free court hire at their venue

to test out their healthy lifestyle plan before joining in long term programs. After the success of the pilot trialled in Mackay, clubs will now be invited to participate in the ongoing partnership and benefit from exposure of the MH4L campaign across TV, print, radio, digital advertising, exhibition events and more.



Schools

It has been a busy year for the TQ Schools Team. In conjunction with the Australian Sports Commission's Sporting Schools initiative, we engaged with 545 primary school partners and 92 Play program participants, while 203 schools across Queensland, already in partnership with Tennis, completed repeat Hot Shots programs throughout the year.

This year we launched an updated Secondary Schools Program and introduced secondary schools to Sporting Schools funding. Twenty-four secondary schools have partnered with Tennis since the start of 2018 and used funding to introduce or continue Tennis programs within the school curriculum.

Red Ball competitions linked to the BI Schools Challenge were the major focus of the second half of 2017, with 28 events run across the state, involving almost 1800 students and 148 schools. Twenty-four teams of students in year levels prep to year four, arrived in Brisbane to compete during January's Brisbane International tournament, competing for the State Finalist title.

Brookfield State School were the competition winners with McDowall State School finishing as runners-up. Teams travelled from as far as Cairns in the North and Biloela, Surat, Meandarra and The Gums in the West of the state. Almost 200 students had a fantastic two days filled with competition and fun.

Eighty teachers were thanked at our annual Teacher Breakfast during the Brisbane International, enjoying fantastic tennis as well as a wonderful opportunity to hear the latest in school programs and network with colleagues from all over the state.

Throughout the year, 91 partner schools across all regions of Queensland received 6,271 free prep racquets.

Almost 900 additional racquets were distributed at special events, including the Toowoomba and Cairns Pro Tour competitions. Rising tennis stars attended school parades and visited classrooms to personally deliver each student their racquet. In May, John 'Fitzy' Fitzgerald visited four schools in Brisbane and Townsville as part of his national prep Racquet Roadshow. Students, teachers, parents and grandparents were very excited to meet and see Fitzy in the flesh.

Special events such as the School Education Program, Lifestream Gala Day, and Multisports Expo, saw over 1000 students visit the Queensland Tennis Centre to experience Tennis - many for the first time.

Professional Development workshops across the state resulted in 50 secondary and primary school teachers upskill their knowledge in ANZTHS and mass format tennis.

Queensland Secondary Schools Team Tennis

Ninety school teams competed in the annual Queensland Secondary Schools Team Tennis Competition. The regional winners in both boys and girls competition faced off at Rockhampton Regional Tennis Centre in September leading in to the State Age tournament.

Brisbane Boys College won the boys competition, once again proving too strong for the opposition and claiming a third-consecutive title. The girls from Kelvin Grove State College pulled off the same feat and brought the coveted shield back to North Brisbane.



Officiating

Officials in Queensland continue to play an important role in helping to provide a safe playing environment for all participants at tournaments across the state. During 2017-18 Queensland officials assisted with local events right through to international Grand Slam finals.

Last year's Queensland Official of the Year, Madeline Ilic took some leave from her High School teaching position to travel throughout Europe and officiate at WTA events including Stuttgart; Estoril, Mallorca and an ATP Challenger in Lisbon. Madeline attended Wimbledon and was most excited to experience the atmosphere of the All England Club.

Highlights from 2017 - 2018 include:

- ▶ Troy McKernan and Vincent Robinson - both ITF White badge referees, servicing as referees at the ITF Seniors events held in Queensland - Sunshine Coast, Brisbane and Gold Coast.
- ▶ Brisbane International 2018 finals weekend saw a record number of Queensland Line Umpires servicing the men's final session. Of the 15 selected line umpires, 13 were Queensland Officials. In off court roles were Leanne White (review official), Jimmy Moore (referee), James Tucker (Deputy Chief of Umpires, Cheryl Jenkins (Chief of Umpires)
- ▶ Australian Open 2018 saw several Queensland Officials selected for the finals weekend. A big congratulations to all involved and in particular those who officiated during the prestigious finals weekend, including Cheryl Jenkins (Deputy Chief of Umpires).

- ▶ Davis Cup held in Brisbane, February 2018. All the 19 line umpires selected were Queensland officials, with Cheryl Jenkins - Chief of Umpires for the tie.

International appointment included:

- ▶ Wimbledon 2017 - Simon Cannavan and Leanne White (review officials), Cheryl Jenkins (Technical Advisor to officials)
- ▶ US Open 2017 - Simon Cannavan (chair umpire); Leanne White (review official), David Lecce (line umpire).
- ▶ WTA Tianjin 2017 - Cheryl Jenkins (Chief of Umpires)
- ▶ French Open 2018 - Nicholas Marjason (line umpire)
- ▶ Simon Cannavan - continues to officiate many ATP tournaments throughout North America during the year as a Chair Umpire.

Opportunities were made available for people wanting to become an official across the state. Four Court Supervisor courses were held in 2017-18. Two Line Umpire courses were held in Brisbane. Three QLD officials attended a new national approach to the Chair Umpire Course held in NSW in May. All three are continuing on their development pathway.

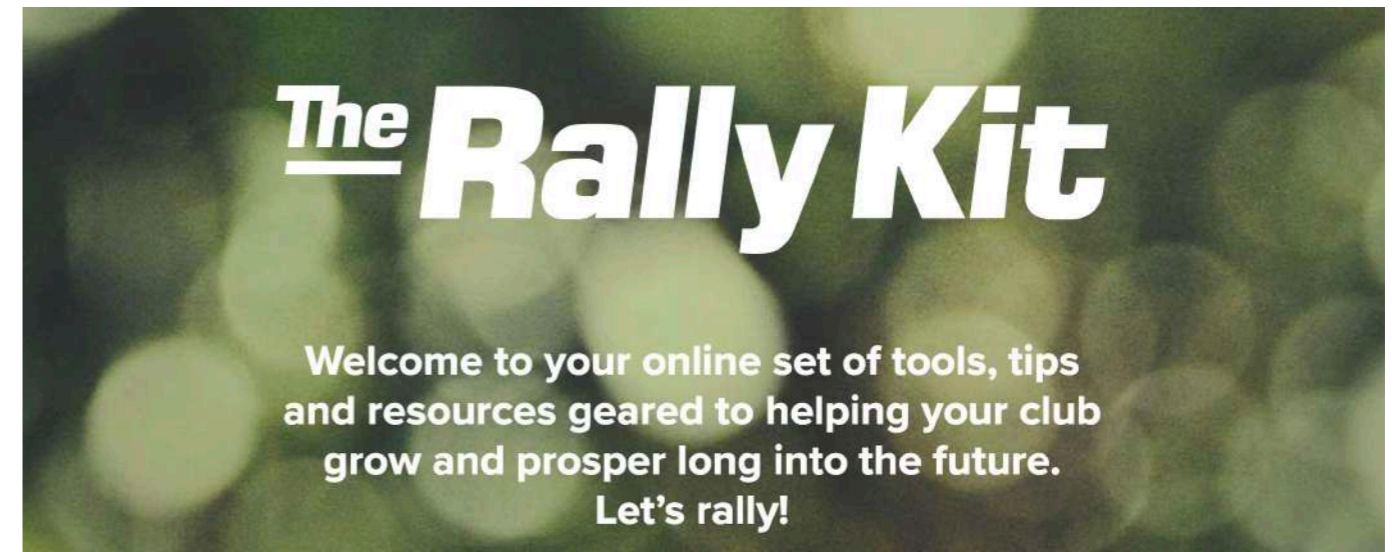
Following the Court Supervisor courses and Line Umpire courses, reviewed number of accredited officials for 2017-2018 are listed in the following table:

COURSES	NO. QUALIFIED
Court Supervisors	7
Line Umpires	12



PEOPLE

Growing & Supporting Our Delivery Network



The Rally Kit

Through affiliation with TQ, clubs access a range of benefits to help grow tennis in their community. A key development for 2017-18 was online resource hub, The Rally Kit, which offers guidance and support across all areas of club development; from setting up competitions, to building business plans, and engaging with local schools. The Rally Kit has a resource that can assist clubs and volunteers across all areas of their operation and provides direction on how to pursue new opportunities.


The Rally Kit is also designed as a host of best practice examples and Case Studies, allowing clubs to encourage and talk to each other about what they do well, guiding their peers on ways to achieve similar success. The first video Case Study produced focused on a partnership between Brisbane Boys College (BBC) and Mount Ommaney Special School, which saw students from BBC deliver tennis over four weeks at the special school. It was an overwhelming success for both schools, with a focus on encouraging inclusivity and using Tennis as a tool for personal growth and development.



Leagues & fixture competitions

It's true, the most successful clubs run leagues and stay in the black. This section will show you how you can install and enrich leagues at your club to create regular participation and ongoing business at your centre.

FIND OUT MORE



Tournament toolkit

Here you'll find the fundamentals for running an engaging tennis tournament. Whether you're just getting started or running a well-established sanctioned tournament, this tool kit is your one-stop-shop for planning, sanctioning, promoting, hosting and gro

FIND OUT MORE



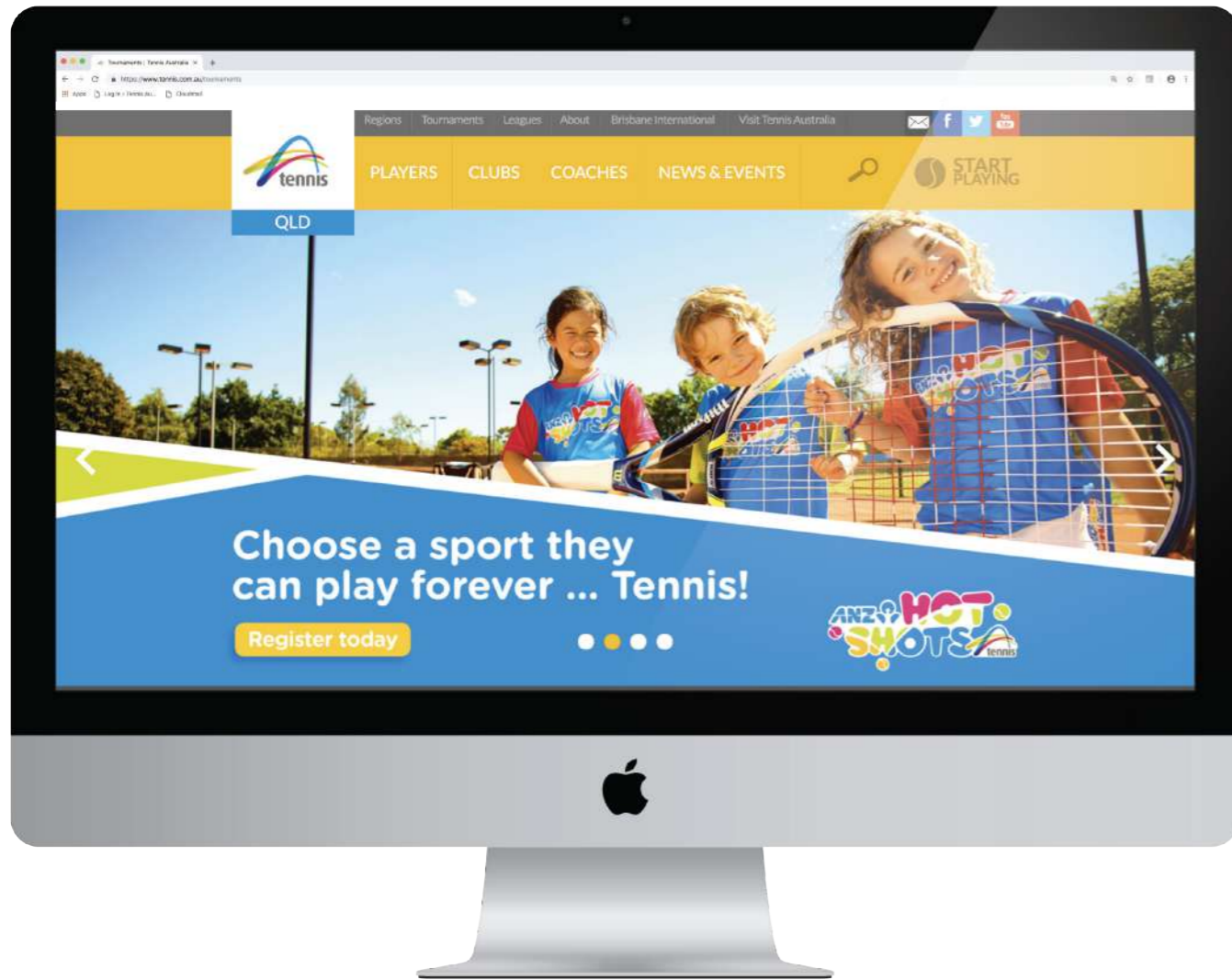
Tennis in schools

We've sourced some handy information to assist you with getting involved at schools in your community. From funding options, to hosting school competitions, plus insight into how tennis can be part of the curriculum (and what that means for you).

FIND OUT MORE

Digital Review

Communications			
	2018	2017	increasing YoY
	Likes	Likes	
	3212	2924	
	838	494	
E-Communication			
Who Receives It	Unique Open Rate Year Average		
Down the Line	41926	32%	
Club Update	420	44%	
Website			
Tennis Queensland had 58 504 views in 2017/18			



Coach Development A Snap Shot

2017-2018 Coach Membership Report for QLD								
State	Business	Business - KPI	Qualified	Qualified - KPI	Trainee	Trainee - KPI	Grand Total	Grand Total - KPI
QLD	132	135	208	206	132	160	472	501

Courses Delivered

Type	No. of courses delivered	No. of course participants
Community	7	68
Junior Development	3	39
Club Professional	1	9
TOTAL	11	116

Courses Delivery Highlights:

- With the support of Tennis Queensland's (TQ) Regional Sustainability Program, we delivered four courses throughout Queensland with 37 new coaches as a result.
- One course was delivered in every region in Queensland.
- Women in Coaching saw five scholarships awarded, with TA investing \$4,500.
- A Community Coaching Course for females as delivered with nine participants attending, a program which saw TA invest \$4,500.
- Regional travel grants were also awarded, with TA investing \$4,400.

Coach Development Highlights

- 35 Professional Development Workshops were delivered over the 12 months, with 633 coaches in attendance.
- More than 562 coach members attended at least one face-to-face professional development opportunity
- University Project saw 480 students gain insights into the National Schools Program.
- Total participants attending professional development was 1,113.
- Over 75 site visits were conducted throughout Queensland, allowing the coaching workforce direct communication with the Coach Development Team.
- Six innovative livestream workshops were delivered nationally, with Queensland leading the way - three of these workshops were held in Queensland (supporting regions and multiple environments).
- Club/Coach Agreement was developed, released and implemented, including, National Tour (Securing your Venue, Being a Good Contract Partner, and Managing your Talent) - 43 business operators attended.
- Brisbane International had a record attendance with 116 coaches attending and gaining insights from Australian and International presenters, these included Justin Langer, Mike Barrell, Craig Cignarelli and Craig O'Shannessy.
- The Secondary School Regional Roadshow was rolled out, with coaches from all regions in Queensland receiving professional development from this new resource.

Inclusion

Participation

Tennis Queensland prides itself on being an inclusive organization. With a goal of ensuring tennis is accessible to every Queensland, we are implementing programs and providing training. Some of the initiatives have included:

- Lifestream Gala Day and Multi-Sport Gala Day: These events saw Tennis host a total of 300 children from Special Schools around the South East Corner to engage in a day full of tennis activities.
- Inter-Special School Red Ball Competition: In partnership with Lifestream, the inaugural Inter-Special School Red Ball Competition was held with four participating Special Schools. This was a hotly contested title and will be something to look forward to for all participants in the following year.
- Wheelchair Come and Try at the Brisbane International: This provided a great opportunity for participants to give Wheelchair Tennis a go. Following the session, participants watched professionals Dylan Alcott, Heath Davidson, Ben Weekes and Keegan Oh Chee have a hit on Pat Rafter Arena before the evening match.
- Player with an Intellectual Disability Player (PWID) for a Day Brisbane International experience: Ranging from behind the scenes tours, practice courts play and a before-match centre court exhibition, selected PWID squad members experience being a 'Player for a Day' at the Brisbane International.
- Special School Sporting Schools Partnership: This pilot programs partnered Brisbane Boys College to deliver the Sporting Schools Program with Mt Ommaney Special School. Chris Rolph, the Head Coach, and a number of Senior students successfully delivered the program and are keen to go back and deliver later this year.
- Females in Tennis Breakfast at the Brisbane International: The inaugural Females in Tennis Breakfast was held at the Brisbane International to demonstrate the numerous opportunities available to girls and women in tennis. Speakers included Casey Dellacqua, Donna

Kelso and Belinda Smith, with the event attended by a variety of women in the tennis community including the Honourable Di Farmer, in her first official event as Minister for Child Safety, Youth and Women and Minister for the Prevention of Domestic and Family Violence.

We are continuing to work towards tennis being accessible to every Queensland through program initiatives and educational opportunities. In the last six months alone, participation opportunities have been provided for 1,341 people in inclusive groups. We hope that in the future we won't label activities and programs as 'inclusive', but instead have this implemented into everything we do at TQ.





Creating Sustainable and Successful Tennis Facilities

Building Places to Play

TQ has continued to place a strong emphasis in 2017-2018 on working with targeted Local Government Authorities to develop new tennis facilities in areas of identified need. The areas of Queensland where the need is most critical includes the greater Brisbane metropolitan region and the rapidly growing corridors between Brisbane, the Gold Coast, Sunshine Coast and Ipswich. New facilities have therefore become a focus when talking with all levels of Government in these locations.

All levels of Government are now looking for additional evidence beyond the traditional population to courts ratio to justify the development of these new facilities,

such as anticipated demographics into the future and current tennis participation rates in these locations. This research is being supported by TA and undertaken with the assistance of specialist consultants with demonstrated expertise in preparing reports for government to justify investment in facilities.

For the ongoing maintenance of our facilities, we strive for our affiliates to be financially viable and sustainable so as to avoid reliance on grant funding. The success of some of our larger and busier facilities represent great case studies and examples of best practice for Tennis and Government stakeholders.



PLACES

Investment In Facilities & Their Management

Healthy Facility Practices

The Places to Play (P2P) team both in Queensland and nationally continue to refine and develop tools and resources to ensure Club Operational Health Checks, Operational Reviews and Participation Reviews are efficient and beneficial for affiliates. Where requested, the team met with affiliates to review their existing range of tennis programs and overall court utilisation, as well as their business arrangements and practices to identify where improvements could be made or additional services and products offered to enhance their business.

During 2017-18 a total of 117 Club Operational Health Checks (OHC's) were completed by affiliates with the assistance of the Participation Team. This was comparable to last year's total of 126 and the target of 128 set for this year. These checks allowed TQ affiliates to benchmark themselves against other clubs and identify areas of their operation that were performing well or required improvement.



The data from these checks will also be incorporated into the Tennis Local Government Strategy Plans being developed with our highest priority LGAs.

Some of these reviews have led to more detailed discussions with clubs to help address areas of improvement, as well as develop successful business practices through new or replacement agreements between affiliates and their appointed coaching provider or centre manager. In 2018-19, we intend to have a dedicated staff member to analyse the results of these reviews and identify clubs that need assistance and address any elements of their businesses that are below the national averages for comparable sized and located facilities.

The TQ P2P team has provided significant input over the last 12 months into TA's development of an online resource targeted at all levels of Government, developers, planners, designers as well as our affiliates when considering and planning for facility development projects.

Queensland Tennis Facilities Plan 2028

With physical activity levels on the decline and an expanding national disease burden, we needed a multifaceted response in order to combat a growing sedentary lifestyle. In response, TQ has targeted its strategic objectives to reduce this burden by developing greater player pathways, engaging and growing the broader tennis community, investing in facilities around the state, as well as promoting an active and healthy lifestyle through participation.

This is first stage of the Queensland Tennis Facilities Plan identifies where we need to build and maintain our tennis courts across the Queensland landscape. Stage two will be supported by an appropriate data analysis and consider relevant Queensland Government strategies that relate to population and economic growth. TQ is working with all local government areas across Queensland to align strategic infrastructure and participation plans.

The ultimate goal is for TQ to partner with LGAs to identify regions needing new facilities and to create funding partnership agreements and or an investment plan to ensure new facilities are being created where needed across the state.

QUEENSLAND TENNIS FACILITIES STRATEGIC PLAN 2028

VERSION ONE - 30 JUNE



Tennis Queensland - Court Tech

Court Tech is a registered business within TQ that offers a wide range of development advisory and professional consultancy services. Advice can range from answering simple questions around court dimensions and surfacing options through to more technical matters such as lighting design and base construction specifications.

In 2017-18 Tennis Queensland - Court Tech consultancy services were provided with a number of projects involving both new tennis courts and facilities as well as the upgrade of existing courts. These projects included:

- Project management services for the re-construction of 10 new courts at the Tennis Gold Coast facility in Southport
- Project management services for the design and construction of six new courts at Northshore Hamilton
- Project management services for the upgrading of the fencing and lighting system to all six courts plus the resurfacing of two courts at the Murgon & District Tennis Association
- Project management services for the upgrading of the lighting system to all 12 courts at the Caboolture & District Lawn Tennis Association
- Project management services for the upgrading of the lighting system to six courts at the Maryborough & District Junior Tennis Association
- Project management services for the upgrading of the lighting system to all six courts at the Coolool Tennis Club
- Project management services for the upgrading of the lighting system to four courts and the resurfacing of all six courts at the Monto Tennis Club
- Project management services for the upgrading of the lighting system to all four courts plus the construction of an additional new court at the Burleigh Heads Tennis Club
- Project management services for the fencing and lighting upgrades of the three courts at Peregrin Beach Tennis Club
- Project management and specialist consultancy services for the design and construction of two new courts at Samford Tennis Club
- Project management services for the upgrading of two courts at Cooroy Tennis Club
- Project management services for the upgrade of two courts at The Southport School (Junior School Campus)
- Design review services for the development of the new major tennis facility in Darwin and the reconstruction of all courts at Charters Towers plus the re-building of two multi-purpose courts on Thursday Island.
- Providing site inspection reports for a small number of clients with dilapidated or recent poorly constructed / upgraded courts
- Providing Quantity Surveyor estimates for a number of projects seeking various funding grants

Consultancy fee proposals for other potential projects were provided in 2017-18 in conjunction with the State Government and the Gambling Community Benefit Fund grant programs. A number of these projects have successfully obtained the required funding to allow them to proceed to the tender award and construction phases.

It is anticipated that some of the projects that were unsuccessful in securing grants in 2017-18 will reapply for funding in the next rounds of State Government and other grant funding programs in 2018-19. We are also working with the Mareeba Tennis Club and their Council with a view to submitting a major grant application in April 2019 for the significant upgrading of this 10 court facility. Similar work is also currently underway with the Sunshine Coast Regional Council, for their planned Stage 2 & 3 upgrades to the Sunshine Coast Regional Tennis Centre at Caloundra.

New Facilities & Upgrades

This year saw 26 new courts constructed against a target of 40 as well as 316 courts upgraded against a target of 300. Whilst the number of new courts was below the target set, there are a further 24 courts under construction as at the end of the financial year. The total investment into these completed projects was approximately \$10.7 million against a target of \$10m. Some of the more significant new and upgraded tennis facility projects completed this year are listed in the following table.

Facility	Upgrade
Iona College (Wynnum West)	6 new courts
Carmel College (Thornlands)	4 new tennis multi-purpose courts
Cathedral College (Rockhampton)	4 new tennis multi-purpose courts
Murrumba Downs State High School	2 new tennis multi-purpose courts
Yarrabilba State School	2 new tennis multi-purpose courts
Sienna College (Sippy Downs)	2 new tennis multi-purpose courts
Gladstone State High School	2 new tennis multi-purpose courts
Highfields Sports Park	New shared clubhouse for tennis & netball
Burleigh Heads Tennis Club	1 new court and 4 upgraded courts (LED lighting)
Caboolture District Lawn Tennis Association	12 upgraded courts (LED lighting conversion)
Charters Towers Tennis Club	8 upgraded courts (complete rebuild)
Redland Bay Tennis Club	8 upgraded courts (LED lighting conversion)
Hervey Bay Tennis Association	8 upgraded courts (LED lighting conversion)
Moranbah Tennis Association	8 upgraded courts (base repairs & resurfacing)
Proserpine Tennis Club	6 upgraded courts (base repairs & resurfacing)
Middlemount Community Sports Association	6 upgraded courts (bases, surfacing & fencing)
Murgon & District Tennis Association	6 upgraded courts (LED lighting, fencing & 2 resurfaced)
Coolum Tennis Club	6 upgraded courts (LED lighting conversion)
Bundaberg District Tennis Association	6 upgraded courts (LED lighting, fencing & clay surfac-es)
Home Hill Tennis Association	6 upgraded courts (LED lighting & resurfacing)
Northlakes College	6 upgraded courts (surfacing & fencing)
Morningside Tennis Centre	4 upgraded courts (bases & surfacing)
Capalaba State College	4 upgraded courts (surfacing)
Tambo Tennis Club	4 upgraded courts (bases, surfacing & fencing)
St George Tennis Club	3 upgraded courts (bases, surfacing & fencing)

State & Regional Tennis Centres

Toowoomba Regional Tennis Centre - USQ

Tennis Operator: University Of Southern Queensland - Student Guild

The day-to-day management of this facility continues to be provided by the USQ Student Guild as an extension of their management in partnership with the adjoining Clive Berghofer Recreational Centre. The centre in conjunction with the Toowoomba Tennis Association and the Toowoomba Regional Council conducted another successful Pro Tour event in 2017 that again received the Queensland Tennis Awards Most Outstanding Tournament of the Year, along with a national finalist position at the 2017 Newcombe Medal Awards.

A number of other local tennis tournaments and events were also successfully held at this facility throughout the year.

Townsville Regional Tennis Centre - Kalynda Chase

Tennis Operator: Tennis Blast (Tim Robinson)

Tennis BLAST saw continued participation growth over the past 12 months. The business has strong coaching numbers, regular Cardio Tennis programs, weekly fixture competitions for both adults and juniors, a successful tournaments program as well as a successful organised social tennis program.


TQ agreed to terms with the Townsville City Council to return the lease over this venue as at the end of December 2017, including the associated management arrangements with the appointed operator. Part of these terms included TQ undertaking some minor repairs to the clubhouse and resurfacing of the courts prior to this handover date.

Cairns International Tennis Centre

Tennis Operator: Tennis Queensland

TQ continues to manage the tennis operations at this facility, utilising a local coach / manager (Nicky Mayer) to oversee day to day operations. Tennis participation numbers are relatively steady, despite the usual seasonal weather challenges. Notwithstanding, the facility continues to host many top quality events every year, including the most successful Pro Tour event held at this venue in many years. The other major tenant in this facility, Jade & Mary P/L who operate the Chinese Restaurant on the upper level of the building recently ended their tenure at the centre due to insolvency.

TQ is negotiating with the Cairns Regional Council to end the lease over this venue. Part of these terms include TQ undertaking some minor repairs to the clubhouse and resurfacing of the courts prior to handover. The Council was also recently successful in securing significant Federal Government funding to cover at least two of the courts at this facility in conjunction with a considerable Council contribution. TQ's P2P team are working with the Council and their consultants with the design of this structure that will help to improve the sustainability of utilisation of this venue during the hotter and wetter months of the year.



George Alder Regional Tennis Centre (Ipswich)

Tennis Operator: Top Tennis Academy

The management rights for this facility appointed by the Council continues to be Top Tennis Academy, although the Remar Tennis Academy has taken over the Top Tennis Academy business. Tennis Queensland will continue to work with either of these entities to improve the financial sustainability of the facility. This includes plans to extend the hit-up wall to create another full sized court that would have an acrylic playing surface as well as the development of a number of Hot Shots mini courts on site to enhance the grassroots tennis programs.



Rockhampton Regional Tennis Centre – Victoria Park

Tennis Operator: Tennis Rockhampton Limited

This facility was managed throughout 2017-18 by the Head Coach at this venue, Glen Vickery. Glen has steadily increased participation numbers in their coaching programs and fixture competitions since taking over this role in 2016. Tennis Rockhampton Ltd is in the process of applying for a grant to upgrade the five southernmost courts at this venue to LED lighting to provide better quality lighting to these courts that will help older members and attract back those past players that were having trouble with seeing the ball at night under the current lighting system.

A number of significant tournaments and events continue to be held at this facility every year, including:

- ▶ Head State Age Championships
- ▶ Town and Country events
- ▶ Junior Development Series event and Queensland Junior Development Series Finals
- ▶ Rocky Open
- ▶ Queensland Secondary Schools Cup

Copper City Tennis Club (Mt Isa Regional Tennis Centre)

The Copper City Tennis Club manages this facility, holding a long term lease with the Mt Isa City Council. The club is run by a group of club volunteers and supported with a professional coaching program. This venue hosts Junior Development Series events and their annual Mt Isa Open Age Championships typically held in July and August every year due to the favourable weather conditions at that time of year.

Sunshine Coast Regional Tennis Centre (Caloundra Tennis Association)

The Caloundra Tennis Association has a lease over this facility from the Sunshine Coast Regional Council and has an existing agreement in place with Elite Tennis International as their Centre Manager.

Since the completion of the Stage 1 construction of nine new courts in early 2015, the facility has hosted several minor tournaments each year with more significant events planned for the next 12 months. TQ is currently working with Council and their design consultants on the Stage 2 & 3 works to this facility that includes the construction of a new clubhouse and upgrades to the other 11 courts at this venue.

Queensland Tennis Centre (Tennyson)

Tennis Operator: MWS Sport

MWS Sport manage all of the community participation programs at the Queensland Tennis Centre (QTC), including a range of coaching programs, fixture competitions, organised social play, tournaments and general court hire. This arrangement was originally for the 16 Plexicushion courts and the Pro Shop / Café area on the western side of the complex however, changes to this arrangement have been negotiated during 2017-18 in terms of the areas of the QTC they manage as well as the structure of their annual Operating Rights fee.

These changes will include the usage of the clay and grass courts as well as the court within Pat Rafter Arena outside of the usage of these courts by TQ and the National Academy. It also includes the management of the Level 3 functions and more significant events on Pat Rafter Arena, the hire costs for which are to continue to be negotiated on an event by event basis.

The QTC hosted multiple tennis events throughout the year including a number of minor events, the annual Rod Laver Junior Championships, Brisbane Pro Tour and major events including the Brisbane International and a Davis Cup by BNP Paribas play-off against Germany in early February 2018. Further details on these events are covered later in this report.

Pat Rafter Arena was also utilised for functions outside of tennis including Corinda SHS's annual Graduation Ceremony in November 2017 as well as a number of smaller functions and events. The Level 3 function areas are utilised weekly by New Creation Ministries and number of other regular / periodic bookings as well as many one-off events held throughout the year.

Additional minor year-round tenancies continued during 2017-18 for some of the Level 3 Suites. Two of these groups attracted over 30 functions and events from July to December 2017 before they opted to terminate their Licence to Occupy agreements. The remaining tenants include Tennis Brisbane and Rapyd Security with the latter being the Security Services provider for the Brisbane International and any other significant events held at the QTC throughout the year.

TQ, in partnership with Stadiums Queensland, coordinated a master planning exercise for the Queensland Tennis Centre in late 2016. This exercise identified a range of potential expansion opportunities and further discussions to develop a preferred option were conducted in 2017-18. TQ is currently developing a final (staged) proposal that will be costed and presented to the state government for future funding consideration. However, this is on hold until the future of the Brisbane International or any replacement event is determined. This indicative design will also provide a framework for identifying and prioritising future capital works projects.





Brisbane International 2018

In 2018, the Brisbane International celebrated its 10th year by delivering another year of world-class tennis action to Queensland with attendance figures reaching 90,252 patrons over the eight-day event. Thirty-eight nations were represented among the 58 players competing in qualifying, singles and doubles main draws, including 26 Australians.

In the men's event, Australian Nick Kyrgios claimed his maiden Brisbane International crown with a win over Ryan Harrison (USA). The world No.18 overcame Harrison 6-4 6-2 to win his fourth ATP singles title. In the women's event, world No. 5 Elina Svitolina (UKR) won her first Brisbane International trophy and third career singles title, defeating qualifier Aliaksandra Sasnovich (BLR) 6-2 6-1.

The Men's Doubles Final was dominated by World No.1 Henri Kontinen (FIN) and Australian John Peers, claiming their second Brisbane International doubles title together over Leonardo Mayer and Horacio Zeballos (ARG) 3-6 6-3 10-2. The Women's Doubles Final saw Kiki Bertens and Demi Schuurs (NED) claim their first Brisbane International title together, prevailing over Andreja Klepac (SLO) and María José Martínez Sánchez (ESP) 7-5, 6-2. On Saturday 6th January, the Brisbane International held a wheelchair exhibition match on Pat Rafter Arena before the Women's Singles Final. The 2016 Rio Paralympic gold medalist, and Newcombe medal winner, Dylan Alcott was among the featured players.

BRISBANE INTERNATIONAL

Media Coverage

The 2018 Brisbane International presented by Suncorp enjoyed many successes when it came to media coverage across Australia and the world. More than 1,844 news items mentioned the event across December and January, reaching an audience of almost 90 million people. Eleven networks across the globe connected a further 228 countries to the action in Brisbane - which launches the Summer of Tennis globally.

The players are always happy to return to Brisbane after enjoying their off-season, and are keen to get out and explore the city and engage with fans. Some notable activities during the 2018 event with players included Ash Barty climbing Story Bridge, Milos Raonic visiting GOMA, Caroline Garcia heading off to Eat St and Garbine Muguruza strolling South Bank.



Suncorp Kids Tennis Day

Suncorp Kids Tennis Day was held on New Year's Eve, Sunday 31st December. Australian Nick Kyrgios, Grigor Dimitrov (BUL), Wimbledon champion Garbine Muguruza (ESP) and Elina Svitolina (UKR) all made feature appearances in the Arena Extravaganza Show. ABC 4 Kid's favourites Peppa Pig & family; DC Universe classics Batman, The Flash and Wonder Woman; plus the much-loved Paw Patrol crew created memorable family moments whilst interacting with the players on centre court. In addition, Looney Tunes favourites Daffy Duck, Donald Duck and Tweety Bird could be found roaming the site entertaining kids and parents alike. Kid's Tennis Day provides an opportunity for children under the age of 16 to engage with the sport with the ultimate aim of encouraging them to join Tennis. In total, 8579 patrons were exposed to our great sport through Suncorp Kids Tennis Day in 2018.



Champions of Queensland Tennis

The Queensland Champions presentation was held on Pat Rafter Arena on New Year's Day with special guests Mark Bloomfield and grand slam champion Mal Anderson recognising the wonderful achievements of Queensland athletes in 2017. Athletes that had represented Australia at the ITF Senior World Championships; the World Junior Teams Championships and Junior Davis & Fed Cups; ITF Junior Doubles Championships and the INAS World Games for ID Athletes, were all acknowledged before the first match of the evening.



Volunteers and Staff

In 2018, more than 600 staff including 500 volunteers and ball kids, plus 100 officials worked behind the scenes to deliver the event. Many of the event's volunteer staff return every year to comprise the "blue army" (a workforce that is engaged in Tennis, loves the event, and who become champions within the community). Volunteers come from a wide variety of backgrounds, from the young ball kids who often dream of playing on Pat Rafter Arena in the Brisbane International, to transport and patron services staff. A number of our volunteers have risen through the ranks to apply for full-time professional opportunities with Tennis Queensland and Tennis Australia - a testament to the teamwork, excellence and professionalism of our Brisbane International team. In 2018, 25 volunteers celebrated their 10th year of working at the event. A special morning tea was held on Saturday 6th January in the Brisbane International Lounge in their honour as a thank you for their incredible contribution to the event.



Grassroots Integration

The Brisbane International (BI) has become one of the biggest tennis events in Australia, and Queensland is proud to be the home of this pinnacle event. One of TQ's key strategies is to utilise major events to showcase tennis and the BI is in a unique position to realise opportunities by hosting engaging key grassroots initiatives onsite.

In 2018, The BI was the exciting backdrop for more than 100 Queensland players, competing in a finals series. Local players experienced the atmosphere of playing in front of supportive crowds when annual grassroots events such as the BI Schools Challenge, Queensland Money Race and Regional Tennis Leagues took to the courts. Through this experience, players from around Queensland had an unforgettable chance to play on the same courts as their tennis heroes, whilst spectators got to witness the best of local tennis and enjoy a sneak peek at the opportunities available for their own families through tennis participation.

The BI proudly hosted several exhibitions and opportunities for

players from inclusive or modified tennis programs. It was a chance to reward local players with an experience that replicates the world stage and demonstrate to spectators the many opportunities available for fans with a disability to get on a tennis court. Three key initiatives run throughout the week were Run and Roll, which provided wheelchair athletes and able-bodied players a chance to play together, 'PWID Player for a Day,' which gave Players with an Intellectual Disability a chance to play and tour the facility behind the scenes, and finally the Queensland Wheelchair Exhibition where some of Australia's best wheelchair athletes, including Olympic Gold Medallist and Grand Slam Champion Dylan Alcott, showcased the finesse required at the top of the sport.

Forums and presentations are held in conjunction with the BI to upskill or reward and recognise stakeholders of TQ. The Annual President's Morning Tea honoured volunteers from tennis clubs around the state and celebrated their contribution towards the sport, and

was attended by special guest Andy Murray in 2018.

Other forums included the Club Masterclass, Teachers Breakfast, BI Coaches Workshop, Industry Leaders Workshop, Females in Tennis Breakfast and multiple forums and events for government representatives.

On-court presentations were held for Queenslanders crowned champions at international events throughout the year, TQ's latest Life Member inductees, the passing of the Queen's Baton on the road to the Gold Coast 2018 Commonwealth Games and more.

BI 2018 provided the greatest level of integration of Queensland grassroots tennis in the event's history. It provided the perfect start to a new year of tennis for Queensland deliverers and players alike.



Brisbane International Schools Challenge

The annual Primary competition attracted close to 200 school teams in the orange and green ball categories to play for a trip to the BI and a chance to hoist the trophy on Pat Rafter Arena. The winners of the regional events experienced lifetime memorable moments, including playing alongside the stars at the tournament in 2018. Cheered on by their families, friends and teachers, the trophy and medals were presented by ATP player Denis Istomin and Queensland Money Race champion and up and coming star Kaylah McPhee.

Sunshine Beach State School defended their title from 2017 without being defeated in the green ball category. Brookfield State School added another plaque on the orange ball trophy for their school. The team was rewarded by stepping onto centre court and receiving their medals from BI Champion Nick Kyrgios.



2018 Winners



2018 BRISBANE INTERNATIONAL			
	Winner(s)	Runner(s) Up	Score
Women's Singles	Elina Svitolina [3] (UKR)	Aliaksandra Sasnovich [Q] (BLR)	6-2 6-1
Women's Doubles	Kiki Bertens / Demi Schuurs (NED)	Andreja Klepac [4] / María José Martínez Sanchez (SLO/ESP)	7-5 6-2
Men's Singles	Nick Kyrgios [3] (AUS)	Ryan Harrison (USA)	6-0 6-3
Men's Doubles	Henri Kontinen [1]/ John Peers (FIN/AUS)	Leonardo Mayer / Horacio Zeballos (ARG)	3-6 6-3 10-2



DAVIS CUP



Davis Cup 2018

The Davis Cup was held at the Queensland Tennis Centre in Brisbane from Friday 2nd – Sunday 4th February, 2018. Team Australia, lead by Nick Kyrgios and Alex de Minaur, took on Team Germany at Pat Rafter Arena. Despite the result going Germany's way after breakthrough talent de Minaur lost in a thrilling five set match against Alexander Zverev, there was plenty of great work being done around the Davis Cup to promote the inclusive nature of the sport.

TQ staff held activities incorporating all abilities and backgrounds, building relationships with organisations and stakeholders and assembling affiliated clubs and coaches to begin the journey of preparing for the rollout of the NDIS in South East Queensland.

The following was achieved throughout the weekend;



Inclusive Coaching Workshop

Twenty-seven Coaches from the South East Corner of Queensland attended the workshop and gained valuable information on inclusive coaching practices. A representative from NDIS spoke with coaches, providing information on the scheme, its rollout and how coaches can work to deliver programs that align with the scheme. A presenter from local organisation, Community Resource Unit, also spoke about what the NDIS will mean for individuals and families, how coaches can assist these individuals and the benefits of coaches providing inclusive programs and partnering with local organisations.

Following the NDIS presentations, 27 Coaches were given the opportunity to learn how to modify

activities in a practical setting. The first part of this contained two presentations by the National Coach for Players with an Intellectual Disability, Alison Scott, and Tennis Australia Inclusion Coordinator, Irena Farinacci, previously based at Deaf Sports Australia. These presentations allowed coaches to learn how they can modify their existing programs to ensure that everyone can participate. Following this, 12 students from Redland District Special School were invited into the room for coaches to deliver modified activities, creating an opportunity for coaches to practise their learnings.



Special School Kids on Court

Twelve students from Redland District Special School showcased their Hot Shots skills developed over the last 12 months through the Sporting Schools funding on Pat Rafter Arena as the 'warm up' to Friday's matches. Two students, who had participated in the previous day's Davis Cup draw, were interviewed by the Court MC much to the delight of the crowd. It was clear from the crowd's positive reaction that the purpose of this showcase - to signify the inclusiveness of Tennis and that it truly is a sport for all - was successfully achieved.



Inter-Special School Challenge

Forty-five students and 20 staff members had confirmed their attendance at the Inter-Special School Challenge. Unfortunately due to the inclement weather the competition had to be cancelled. All school groups still attended the event to watch the Day's play and staff from TQ were able to network and develop positive relationships with all school groups.



Wheelchair Tennis Come and Try

For safety reasons from inclement weather, players were notified the on-court component would be cancelled at the event. However, participants were still given the opportunity to come and utilise their ticket to watch the doubles action. Twelve participants responded to attend the day, many of which took up the opportunity and came to spectate. Of this twelve, half of the group were new players and many have been in contact with TQ post event about future programs and linking to their local club.

Run and Roll On Court

A 'Run&Roll' showcase was held on Pat Rafter Arena prior to the doubles match, with a doubles match played between two athletes in a wheelchair with two able bodied individuals, with those player of various ages and abilities. With the match playing in front of a great crowd, it increased awareness around the notion of tennis being a 'sport for all' which can be modified for the whole family to enjoy and play together regardless of differing abilities.

Inclusive Club Workshop

Fifteen clubs from across the South East Corner of Queensland came together for a workshop based on the Seven Pillars of Inclusion Framework. TQ staff presented on a range of topics relating to creating an inclusive club environment and then each clubs workshopped a Pillar and presented back to the group. This provided the opportunity for these clubs to think specifically about what their club is currently doing, what they can modify and also opened discussion on how TQ can assist.





TOURNAMENTS & EVENTS

Junior Tournament

Junior Development Series

The Junior Development Series introduces aspiring juniors to competitions at a local level across the state. Queensland is divided into eight regions based on Regional Assembly areas. Each region selects a team across the year to take part in the state finals, which are held annually in Rockhampton. The number of events has remained stable year on year, with over 5,500 participants playing in the series annually.

Rod Laver Queensland Junior Championships Presented by Tennis & Gear Online

A total of 695 players from all states and territories in Australia competed in the 2017 Rod Laver Queensland Junior Championships presented by Tennis Gear. The event is the biggest Junior Tour event in Australia, with six venues and 77 courts across Greater Brisbane utilised for the week. A total of 12 countries were represented at the tournament including Australia, New Caledonia, Croatia, Fiji, Japan, Northern Mariana Islands, New Zealand, French Polynesia, Tahiti, Samoa, Sweden and Vanuatu.

The finals day was held at Queensland Tennis Centre with presentations for all Queensland State Champions across the age groups including the winners of the Anne Huddleston Memorial Trophy for outstanding sportsmanship and fair play.

ROD LAVER QUEENSLAND JUNIOR CHAMPIONSHIPS PRESENTED BY TENNIS & GEAR ONLINE

	Winner(s)	Runner(s) Up	Score
18/U Girls	Danielle Morris [1]	Tayah Cross [2]	6-0 6-1
18/U Boys	Josh Laka [1]	Evan Manso	6-3 6-3
16/U Girls	Megan Smith [1]	Krystal Clarke [3]	[3] 6-3 6-1
16/U Boys	Chen Dong [5]	Corey Clarke [2]	6-2 6-2
14/U Girls	Mikayla Zahirovic [8]	Hana Sonton [2]	6-3 6-2
14/U Boys	Callum Gale [3]	Haru Sonton [4]	6-3 6-1
12/U Girls	Jessica-Jade Haylo [1]	Zahra Arthur [2]	7-5 6-3
12/U Boys	Edward Winter [1]	Zachary Viiala [3]	6-2 6-1
10/U Girls	Emerson Jones [2]	Jovana Petrovic [7]	6-3 6-2
10/U Boys	Jamie Mackenzie [4]	Hugh Winter [2]	6-0 6-3

Queensland Junior Teams Carnival

A total of 368 players came to Brisbane for the annual Queensland Junior Teams Carnival which is held across five venues in the month of December. The event has continued its popularity and growth with teams from New Zealand, South Australia, Northern New South Wales and Northern Territory all taking part along with the teams from six regions of Queensland. This year's edition saw the same regions taking out podium spots. Metropolitan Region defended the Regional Shield with a combined team total of 4 ahead of Northern NSW 5.63 and Gold Coast 8.5.



Head Queensland State Age

The Head Queensland State Age was held in Rockhampton during the 2016 September school holidays. The popular event attracted a record 355 participants with matches played at the Rockhampton Regional Tennis Centre and Yeppoon.

2017 HEAD QUEENSLAND STATE AGE, ROCKHAMPTON			
	Winner(s)	Runner(s) Up	Score
18/U Girls	Jordyn Lizon [1]	Majenta Marcinkowski [2]	6-0 6-0
18/U Boys	Patrick Harper [1]	Liam Franklin [3]	6-4 6-4
16/U Girls	Chloe Tsang [1]	Mikayla Zahirovic [4]	6-7 6-3 6-2
16/U Boys	Zac Larke [4]	Jack Barnett [3]	6-1 6-3
14/U Girls	Amelija Swaffer-Selff [1]	Leacy Argent [2]	6-1 4-6 7-5
14/U Boys	Matt Harper [9]	Alec Braund [1]	7-6 6-2
12/U Girls	Anja Nayar [4]	Jemma Gossow [3]	6-1 6-1
12/U Boys	Charlie Pade [4]	Kaito Nelson [6]	7-6 6-2
10/U Girls	Summer Robertson [1]	Charlie Stirling	6-4 6-4
10/U Boys	Aaron Remedios	Sebby Taylor [2]	6-1 6-1

ITF Junior Events

2017 ELITE TENNIS INTERNATIONAL QLD JUNIOR WINTER INTERNATIONAL #1			
	Winner(s)	Runner(s) Up	Score
Women's Singles	Olivia Gadecki (Aus) [2]	Sara Nayar (Mas) [5]	6-2 6-3
Women's Doubles	Amber Marshall (Aus) / Lisa Mays (Aus) [1]	Olivia Gadecki (Aus) / Oleksandra Kalachova (Nzl) [2]	6-2 6-1
Men's Singles	Dane Sweeny (Aus)	Jayden Court (Aus)	6-0 6-3
Men's Doubles	Will Hann (Aus) / Tristan Schoolkate (Aus) [8]	Dane Sweeny (Aus) / Ken Cavrak (Aus) [2]	5-7 6-1 [10-5]

2017 QUEENSLAND JUNIOR WINTER INTERNATIONAL 2, BURLEIGH WATERS			
	Winner(s)	Runner(s) Up	Score
Women's Singles	Zara Brankovic (Aus)	Megan Smith (Aus)	1-6 6-0 6-3
Women's Doubles	Amber Marshall (Aus) / Lisa Mays (Aus) [1]	Tahlia Van Der Eerden (Aus) / Tayla Whitehouse (Aus) [4]	6-2 6-3
Men's Singles	Ken Cavrak (Aus) [2]	Michael Shephard (Aus) [5]	0-6 7-6 (4) 6-1
Men's Doubles	Jayden Court (Aus) / Michael Shephard (Aus) [3]	Dane Sweeny (Aus) / Ken Cavrak (Aus) [2]	5-7 6-3 [11-9]

Queensland Money Race

The Queensland Money Race finished off the season of Australian Money Tournaments offering over \$16,000 to participants. The top 16 male and female athletes who had won the most prize money from Queensland AMT events in 2017 qualified for the finals played at the Brisbane International. Gavin Van Peperzeel and Kaylah McPhee were crowned as champions.

2018 QUEENSLAND MONEY RACE, TENNYSON			
	Winner(s)	Runner(s) Up	Score
Women's	Kaylah McPhee	Alicia Smith	6-4 6-3
Men's	Gavin Van Peperzeel (QLD) [1]	Darren Polkinghorne [3]	6-2 3-6 7-5

Queensland Wheelchair Tennis Open

The 2017 Queensland Wheelchair Tennis Open was again part of the Queensland Open in 2018. The ITF Futures tournament attracted 25 players travelling from Australia and New Zealand.

In the men's singles final Keegan Oh-Chee (AUS) defeated Henry De Cure (AUS) 6-1 6-0. The women's singles saw Lisa Edwards (AUS) defeat Janine Watson (AUS) 6-4 6-2. A junior event also took place for the first time in 2017. Marcus Lentini (AUS) defeated Riley Dumsday (AUS) 6-7(4) 6-4 6-1 to take out the singles title.

Major Queensland Titles

2017 TENNYSON CLASSIC			
	Winner(s)	Runner(s) Up	Score
Women's Singles	Sara Nayar	Ella Husrefovic	6-4 6-1
Women's Doubles	Sara Nayar [4] / Uma Nayar	Ashley Allman [2] / Megan Smith	4-6 7-6(0) 10-8
Men's Singles	Gavin Van Peperzeel [1]	Jayden Court [4]	6-1 6-0
Men's Doubles	Patrick Harper [6] / S am Oster	Kody Pearson [1] / Alan Poric	6-2 6-2

2017 GRIFFITH UNIVERSITY OPEN, MT GRAVATT			
	Winner(s)	Runner(s) Up	Score
Women's Singles	Uma Nayar	Sara Nayar	6-4 2-1 Retired
Women's Doubles	Lily Clements-Markham [1] / Danielle Morris	Roopa Bains [2] / Megan Smith	2-4 4-2 10-8
Men's Singles	Gavin Van Peperzeel [1]	Kody Pearson [3]	4-1 4-2
Men's Doubles	Cade Birrell [6] / Patrick Harper	Tommy Hamilton [8] / Kody Pearson	4-0 4-5(4) 10-2

2017 ELITE TENNIS INTERNATIONAL OPEN, CALOUNDRA			
	Winner(s)	Runner(s) Up	Score
Women's Singles	Andjela Djokovic [8]	Megan Smith [3]	6-0 6-1
Women's Doubles	Danielle Morris [1] / Tiana Windbuchler	Nakisa Djamshidi [4] / Cyan Sun	6-7 6-3 10-8
Men's Singles	Thomas Fancutt [3]	Gavin Van Peperzeel [1]	6-4 6-3
Men's Doubles	Jayden Court [1] / Scott Puodziunas	Patrick Coates-Beadman [5] / Patrick Kotan	6-3 6-1

2018 HORIZON ACCOUNTING 88TH TOOWOOMBA EASTER GOLD CUP			
	Winner(s)	Runner(s) Up	Score
Women's Singles	Kaylah Mcphee [1]	Olivia Gadecki [3]	5-7 7-6 6-1
Women's Doubles	Pia Konig [1] / Kaylah Mcphee	Olivia Gadecki [2] / Elizabeth James	Withdrawal
Men's Singles	Benjamin Mitchell [2]	Gavin Van Peperzeel [1]	6-3 4-1 Retired
Men's Doubles	Scott Puodziunas [1] / Gavin Van Peperzeel	Calum Puttergill [2] / Liam Puttergill	Withdrawal

2018 SHAW PARK OPEN			
	Winner(s)	Runner(s) Up	Score
Women's Singles	Aleksa Cveticanin [4]	Kaylah Mcphee [1]	6-4 6-4
Women's Doubles	Jessica Fowler [4] / Olivia Gadecki	Tenika Mcgiffin / Kaitlin Staines	6-0 4-6 10-4
Men's Singles	Gavin Van Peperzeel [1]	Ken Cavrak	6-3 5-7 6-0
Men's Doubles	Steven De Waard [1] / Gavin Van Peperzeel	Louis Clark [2] / Calum Puttergill	6-4 6-0

2018 BUNDABERG OPEN, BUNDABERG			
	Winner(s)	Runner(s) Up	Score
Women's Singles	Megan Smith [1]	Tiana Windbuchler [2]	6-1 6-1
Women's Doubles	Jessica-Jade Haylo [1] / Uma Nayar	Tiana Windbuchler [2] / Rita Zhiltsova	6-4 0-6 11-9
Men's Singles	Gavin Van Peperzeel [1]	Patrick Harper [3]	6-4 6-4
Men's Doubles	Louis Clark [1] / Patrick Coates-Beadman	Patrick Kotan Tai / Leonard Sach	6-3 6-2

2018 WALLACE BISHOP IPSWICH OPEN AGE			
	Winner(s)	Runner(s) Up	Score
Women's Singles	Alicia Smith [1]	Olivia Gadecki [2]	6-2 6-3
Women's Doubles	Olivia Gadecki [2] / Elizabeth James	Sara Nayar [3] / Uma Nayar	2-0 Retired
Men's Singles	Gavin Van Peperzeel [1]	Arjun Mehrotra [6]	6-0 6-1
Men's Doubles	Louis Clark [2] / Patrick Coates-Beadman	Patrick Harper [4] / Sam Oster	6-3 6-1

2018 QLD CLAYCOURT OPEN CHAMPIONSHIPS, CARRARA			
	Winner(s)	Runner(s) Up	Score
Women's Singles	Alicia Smith [1]	Megan Smith [3]	3-6 6-1 7-5
Women's Doubles	Olivia Gadecki [1] / Elizabeth James	Roopa Bains [6] / Chiara Di Tommaso	6-1 6-4
Men's Singles	Gavin Van Peperzeel [1]	Patrick Harper [4]	6-1 7-5
Men's Doubles	Louis Clark [2] / Patrick Coates-Beadman	Rhan Burton / Blake Kibblewhite	6-4 6-2

Open Tournaments

A total of 290 players entered the 2018 Queensland Open with over \$24,000 in prize money on offer for participants in open, wheelchair and intellectual disability events. For the first time the tournament also included an 18/U Gold event this year. Queenslanders Gavin van Peperzeel and Kaylah McPhee were crowned champions in the open events.

Australia Tennis legend Mal Anderson presented the trophies to AMT winners and Wheelchair champions in a presentation on Show Court 1 at the Queensland Tennis Centre.


2017 QUEENSLAND OPEN, TENNYSON			
	Winner(s)	Runner(s) Up	Score
Women's Singles	Kaylah McPhee [1]	Michaela Haet [2]	6-1 6-1
Women's Doubles	Renee McBryde [3] / Kaitlin Staines	Elizabeth James [2] / Kaylah McPhee	4-6 6-4 10-8
Men's Singles	Gavin Van Peperzeel [2]	Adam M Walton	7-6(5) 6-3
Men's Doubles	Patrick Harper / Adam M Walton	Steven De Waard [1] / Gavin Van Peperzeel	6-7(4) 6-4 12-10

Australian Pro Tour

Cairns Tennis International

The 2017 Cairns Tennis International capped off the Queensland Pro Tour swing and attracted players from 16 countries. The tournament was a major hit in the community with a plethora of events offered around the courts including a food festival and an ANZ Hot Shots Red Ball School competition. The final attracted over 500 spectators.

2017 CAIRNS TENNIS INTERNATIONAL			
	Winner(s)	Runner(s) Up	Score
Women's Singles	Olivia ROGOWSKA (AUS)	Abigail TERE-APISAH (PNG) [7]	1-6 6-2 6-2
Women's Doubles	Naiktha BAINS (AUS) / Abigail TERE-APISAH (PNG) [2]	Astra SHARMA (AUS) / Belinda WOOLCOCK (AUS)	7-5 6-0
Men's Singles	Dayne KELLY (AUS) [2]	Jason KUBLER (AUS)	6-3 7-6 (5)
Men's Doubles	Nathan PASHA (USA) / Darren POLKINGHORNE (AUS)	Francis Casey ALCANTARA (PHI) / Sam VERBEEK (NED)	6-2 2-6 [10-2]



Brisbane QTC Tennis International

The Brisbane Pro Tour was held at the iconic Queensland Tennis Centre. The event was added onto the Australian Pro Tour calendar in 2015 to give players more opportunities to get vital ATP/WTA points for their rankings. In a great start to the Queensland Pro Tour swing, Gold Coast player Kimberly Birrell defeated American top seed Asia Muhammad in a thrilling final. In the men's event Brad Mousley came up against Ben Mitchell for the second time in two weeks keeping the upper hand in three sets.

BRISBANE QTC TENNIS INTERNATIONAL			
	Winner(s)	Runner(s) Up	Score
Women's Singles	Kimberly Birrell (Aus)	Asia Muhammad (Usa) [1]	4-6 6-3 6-2
Women's Doubles	Naiktha Bains (Aus) / Abigail Tere-Apisah (Png)	Jennifer Elie (Usa) / Erica Sema (Jap) [3]	6-4 6-1
Men's Singles	Bradley Mousley (Aus) [6]	Ben Mitchell (Aus) (Wc)	6-3 4-6 6-2
Men's Doubles	Maverick Banes (Aus) / Blake Ellis (Aus)	Nathan Pasha (Usa) / Darren Polkinghorne (Aus)	4-6 6-1 [10-4]



Hutchinson Builders Toowoomba International

The 2017 Hutchinson Builders Toowoomba International was played from 1-9 October at the Toowoomba Regional Tennis Centre - USQ. The event featured Jason Kubler on his comeback on the Australian hard court circuit. The tournament kick started his surge to the top 100 in the world by reaching the final. The finalists were taken to the court in a Hummer stretch limousine before competing in front of hundreds of spectators.

A corporate challenge was played on the final Friday night. Local businesses in Toowoomba rallied behind the concept with more than 16 teams taking part. The corporate teams' event raised valuable money for the official tournament charity partner.

HUTCHINSON BUILDERS TOOWOOMBA INTERNATIONAL			
	Winner(s)	Runner(s) Up	Score
Women's Singles	Eri Hozumi (Jap) [2]	Astra Sharma (Aus)	7-5 6-2
Women's Doubles	Momoko Kobori (Jap) / Ayano Shimizu (Jap) [4]	Naiktha Bains (Aus) / Abigail Tere-Apisah (Png) [3]	7-5 7-5
Men's Singles	Andrew Harris (Aus) [2]	Jason Kubler (Aus)	6-4 6-0
Men's Doubles	Zhe Li (Chn) / Bradley Mousley (Aus) [2]	Nathan Pasha (Usa) / Darren Polkinghorne (Aus)	6-4 7-6 (4)



Australian Pro Tour

Bruce Cup

The Bruce Cup is a team-based 12/u competition with 14 players (7 boys and 7 girls) representing each state. The teams compete against other states and territories in mixed doubles, boys/girls doubles and singles. The competition is conducted by School Sport Australia (SSA) in partnership with Tennis Australia.

In 2017, Queensland finished second in the Bruce Cup National 12/u Teams Championships held on the grass courts in Shepparton. The boys and girls were only beaten by the later champions New South Wales.

TEAMS & RESULTS

Girls (1st Place)

Representative Players
Yianyu Dong, Thamara Frasser Karawatani, Zara Larke, Elsa Rahmati, Emily Ryan, Sydney Stone, Anja Nayar, Cassidy Mataia (R)

Boys (1st Place)

Representative Players
Jacob Barber, Mawell Hein, Hayden Jones, Oliver King, Kaito Nelson, Thomas Sissons, Jason Vo

Foundation Cup

The annual Australian Made Foundation Cup is a national teams event that provides children 13/u from across rural and regional Australia the opportunity to participate in competitive tennis at the highest level.

Previous years' criteria disallowed players from the Sunshine Coast and Gold Coast to be selected despite other states picking players who reside within an hour of capital cities. To remain competitive in the event Queensland's selection has now expanded to players from these areas in addition to other regions of Queensland.

TEAMS & RESULTS

Girls (1st Place)

Representative Players
Maddison Ricardo (Gold Coast)
Thamara Frasser (Gold Coast)
Sienna Jensen (Far North)
Lacey Robertson (Central)

Boys (1st Place)

Representative Players
Alec Braund (Central)
Lachlan Vickery (Central)
Hamish Everard (Sunshine Coast)
Kynan Samuelson (Sunshine Coast)

Australia Team Championships December Showdown

Queensland sent representative teams to the National Teams Event finals held at the December Showdown in Melbourne.

TEAMS & RESULTS

12's Girls (2nd Place Overall)

Representative Players
Hana Sonton, Anja Nayar, Darina Kamenoff

12s Girls - B Team (5th Place Overall)

Representative Players
Tianyu Dong, Emily Ryan, Sydney Stone

12s Boys (5th Place Overall)

Representative Players
Kaito Nelson, Hayden Jones, Nachainan Anderson

14s Girls (5th Place Overall)

Representative Players
Lara Walker, Rio Tanabe, Amelija Swaffer-Selff

14s Boys (2nd Place Overall)

Representative Players
Haru Sonton, Lathan Treacy, Casey Hoole

REGIONAL LEAGUE CHAMPIONS

2017 Brisbane Tennis League

	Men's	Women's
	Scott Puodziunas	Naiktha Bains
	Calum Puttergill	Bryah Guilfoyle
Shaw Park Sharks	Jayden Court	
	Sam Oster	
	Cameron Cole	
	Matthew Webb	

2017 Gold Coast Tennis League

	Thomas Fancutt	Shannon Stamenovic
	Louis Clark	Sophie Letcher
	Clint Letcher	Ella Husrefovic
Carrara Cougars	Patrick Kotan	Cyan Sun
	Blake Kebbwhite	Shannon Beckett
	Daniel Birak	Nakisa Djamshidi
	Ross Taylor	Krystal Scott

REGIONAL LEAGUE CHAMPIONS

2017 Sunshine Coast Tennis League

Men's	Women's
Alex Hunt	Emma Hayman
Kurt Johnston	Helen Parsons
Gavin Van Peperzeel	Emily Burns
Dane Propoggia	
Sam Ryan	

2017 North Tennis League

Brad Clews	Taylor Douglas
Ryan Schwab	Mikayla Zahirovic
Mitchell Weis	Naomi Mckenzie Le
Thomas Braithwaite	

AGUE FINAL CHAMPIONS

State League Final Champions Premiers

Men's	Women's
Thomas Fancutt	Shannon Stamenovic
Louis Clark	Sophie Letcher
Clint Letcher	Ella Husrefovic
Patrick Kotan	Cyan Sun
Blake Kebblewhite	Shannon Beckett
Daniel Birak	Nakisa Djamshidi
Ross Taylor	Krystal Scott

REPRESENTATIVE TEAM CHAMPIONS

2017 Queensland Junior Development Series

	Boy's	Girl's
Central	17/u Lachlan Tennent	Mikayla Zahirovic
	15/u Kanata Miyamura	Olivia Massingham
	13/u Ethan Takac	Isabella Cooper
	11/u Aidan Massingham	Juliet Santitto

2017 Queensland Junior Teams Carnival presented by Tennis & Gear Online

	17/u	Jake Naylor	Danielle Morris
	15/u	Ethan Farlie	Susie Lee
Metro	13/u	Billy Bougoure	Jessica-Jade Haylo
	11/u	Thomas Gadecki	Lily Taylor

2017 Queensland State Primary School Championships

Overall Winner	Metropolitan North	
Team	Metropolitan North	Metropolitan West
Individual	Jakob Barber	Sydney Stone

2018 Queensland State Secondary School Championships

Boys Team	Metropolitan West	
Girls Team	Metropolitan West	
Individual	Patrick Harper	Lara Walker

STATE LEAGUE FINAL CHAMPIONS JUNIORS

	Boy's	Girl's
Lifetime (BTL)	Finn Macnamara	Sophie Idzikowski
	Bryce Robinson	
	Xavier Lim	

REPRESENTATIVE TEAM RESULTS

2018 National Secondary School Championships - Pizzey Cup

	Boy's	Girl's
3rd Place	Finn Macnamara	Elodie Foster
	Bryce Robinson	Naomi Mckenzie
	Casey Hoole	Mikayla Zahirovic
	Lathan Treacy	Grace Thomas
	Zac Larke	Leacy Argent
	William Jesser	Cassidy Mataia
	Matthew Harper	Ameliija Swaffer
	Max Pilipovic-Kljhaic	Olivia Massingham

Leagues

2017/18 saw the introduction of the new Sunshine Coast Tennis League (SCTL) delivered by TQ. Bringing together multiple associations and different fixture competitions, the SCTL has provided a home for any player on the Sunshine Coast to play in a regular team tennis competition. Starting from junior fixtures with green and yellow balls all the way through the Monday night adults fixtures, veterans and the premier leagues players. All clubs and Associations on the Sunshine Coast were involved in a consultative process to determine the best and easiest way to provide players with plenty of tennis, short travel distances, easy access to results, scores and statistics and a great experience representing their clubs and centres.

The Far North Tennis League opened its doors for the first time in 2018. In a social participation format, the league combines competitiveness with the social elements of tennis. Large team sizes of 8 – 10 players ensures that each match has a great atmosphere and people around the clubs' tennis courts and players are able to play against and get to know lots of different people. On the top end of the competition the league also offers a pathway to the State League Final to the region's top players showcasing the talent in the Far North of Queensland.

Talks have commenced with further regional and local competitions in the Redlands, Ipswich and Moreton Bay area focussing mainly on junior team competition and the opportunity for players to represent their clubs in a team environment.

More and more Queensland Tennis Clubs are administering their competitions through the National Competitions Software. TQ continues to provide support and training for all interested clubs. Players and club administrators benefit from the online accessibility, the ease of administrative work and the rating system that assists in grading teams.

For the first time five different regions hosted a premier league to qualify for the State Final played during the BI. Top players from all regions showcased their skills and represented their clubs and tennis centres in their quest to play off alongside the international stars and vie for the winners' cheque.

The State title race was as close as ever with no match being decided by a larger margin than 2 rubbers. The title was decided in a final mixed doubles rubber between Carrara Cougars and Coolum Cobras. In a deciding point of the last rubber's tie-break Carrara had the better end of the rally and overcame the Sunshine Coast team by the smallest of margins winning the match on a game countback by just one deciding game. The podium was completed by defending champions Shaw Park Sharks who narrowly defeated the Wests Rebel Sports Magpies representing the North region. In the inaugural Junior State League Final, BTL winner Lifetime won the trophy ahead of the Carrara Cougars Junior team and the Noosa District Redbacks.



ATHLETE HIGHLIGHTS

Top Ranked Athletes

The following Qld players were ranked in the Top 700 ATP or WTA as of June 30, 2018

Men

#56	John Millman
#147	Jason Kubler
#184	Bernard Tomic
#206	Akira Santillan
#211	JP Smith (and #55 in doubles)
#329	Maverick Banes
#495	Blake Ellis
#570	Ben Mitchell
#638	Tom Fancutt

Women

#17	Ashleigh Barty (and #12 doubles)
#62	Ajla Tomljanovic
#86	Samantha Stosur
#154	Lizette Cabrera
#165	Priscilla Hon (and #95 doubles)
#334	Kimberly Birrell
#351	Naiktha Bains
#391	Olivia Tjandramulia
#404	Sara Tomic
#438	Kaylah McPhee

The following Qld players were ranked in the Top 200 ITF juniors as of June 30, 2018

#71	Dane Sweeny
#130	Megan Smith
#175	Chen Dong

WTA/ATP TITLES

Player	Title
Ashleigh Barty	Nottingham singles, Miami doubles, Rome doubles

CHALLENGER & PRO CIRCUIT SINGLES TITLES

Player	Title
John Millman	Hua Hin Challenger, Kyoto Challenger, Aix En-Provence Challenger
Jason Kubler	Traralgon Challenger, Playford Challenger, Winnipeg Challenger
Akira Santillan	Winnetka Challenger
Maverick Banes	Singapore F3, Hong Kong F2
Kim Birrell	Brisbane 25K
Sara Tomic	Nonthaburi 15K

ITF JUNIOR SINGLES TITLES

Player	Title
Dane Sweeny	Oceania B2 (Fiji), Caloundra G4
Chen Dong	2 x China G4s

Megan Smith	Galipoli G4 (Melbourne)
Olivia Gadecki	Caloundra G4

AUSTRALIAN REPRESENTATION

Player	Event
Ashleigh Barty	2017 & 2018 Fed Cup
Samantha Stosur	2018 Fed Cup
John Millman	2017 & 2018 Davis Cup
Dane Sweeny	2017 Junior Davis Cup Finals (Budapest, Hungary)
Phil Sekulic	2017 World Junior Team Final (Prostejov, Czech Republic)
Casey Hoole	2017 World Junior Team Final (Prostejov, Czech Republic)
Lara Walker	2017 World Junior Team Final (Prostejov, Czech Republic)
Olivia Gadecki	2018 Junior Fed Cup Asian Qualifying (Kuching, Malaysia)
Chen Dong	2018 Junior Davis Cup Asian Qualifying (Kuching, Malaysia)
Tai Sach	2018 Junior Davis Cup Asian Qualifying (Kuching, Malaysia)

Alec Braund	2018 World Junior Team Asian Qualifying (Bangkok, Thailand)
-------------	---

NATIONAL CHAMPIONS

Player	Event
Alex Crnokrak	2017 Showdown 18s singles
Dane Sweeny	2017 Showdown 16s singles & doubles
Hana Sonton	2017 Showdown 12s singles & doubles
Olivia Gadecki	2017 Showdown 16s doubles
Lara Walker	2017 Showdown 14s doubles & Claycourt 14s doubles
Darina Kamenoff	2017 Claycourt 12s doubles
Haru Sonton	2017 Claycourt 14s doubles
Casey Hoole	2017 Showdown 14s doubles
Amelija Swaffer-Selff, Hana Sonton, Jessica Haylo	2018 Grasscourt 14s doubles (final washed out)

GRAND SLAMS

2017 Wimbledon

Player	Event
Bernard Tomic	1st round
John Millman	1st Round
Ash Barty	1st Round & Quarters doubles
Lizette Cabrera	2nd Round Qualifying
JP Smith	3rd Round Qualifying & 2nd Round doubles

2017 US Open

Player	Event
Ash Barty	3rd Round singles & 2nd Round doubles
John Millman	2nd Round doubles
JP Smith	1st Round singles (Qualified) & quarters doubles
Ajla Tomljanovic	2nd Round singles & 1st Round doubles
Akira Santillan	3rd Round Qualifying
Lizette Cabrera	2nd Round Qualifying

2018 Australian Open

Player	Event
Ash Barty	3rd Round singles & 2nd Round doubles
John Millman	2nd Round singles & 1st Round doubles

Sam Stosur	1st Round singles & 2nd Round doubles
Ajla Tomljanovic	1st Round singles & doubles
Lizette Cabrera	1st Round singles & doubles
Jason Kubler	1st Round singles
Bernard Tomic	3rd round Qualifying
JP Smith	3rd Round Qualifying singles & 1st Round doubles
Priscilla Hon	3rd Round Qualifying singles & 1st Round doubles
Maverick Banes	1st Round Qualifying
Naiktha Bains	1st Round Qualifying singles & 1st Round doubles
Kim Birrell	1st Round Qualifying singles & 1st Round doubles
Sara Tomic	1st Round Qualifying
Blake Ellis	1st Round Qualifying

2018 Roland Garros

Player	Event
Sam Stosur	3rd Round singles & 2nd Round doubles
Ash Barty	2nd Round singles & 1st Round doubles
John Millman	1st Round singles & 2nd Round doubles
Ajla Tomljanovic	1st Round singles & doubles
Bernard Tomic	1st round singles (Qualified)
Akira Santillan	2nd Round Qualifying
Lizette Cabrera	2nd Round Qualifying
Priscilla Hon	1st Round Qualifying
Jason Kubler	1st Round Qualifying
JP Smith	1st Round Qualifying singles & 1st Round doubles

JUNIOR GRAND SLAMS

Player	Title
Blake Ellis	Round 16 singles & semis doubles Wimbledon 2017
Alex Crnokrak	2nd Round Australian Open 2018
Dane Sweeny, Chen Dong, Megan Smith, Olivia Gadecki	1st Round Australian Open 2018



QUEENSLAND TENNIS COMMUNITY

Queensland Tennis Awards

Held on October 28 at the Brisbane Convention and Exhibition Centre, the Qld Tennis Awards celebrate and recognise the extraordinary efforts of everyone within the state's tennis community, with a focus on rewarding people who make a significant contribution to the sport across administration, coaching, playing, and officiating.

There were 12 awards that made up the prestigious event, with a full list of finalists below:

QUEENSLAND TENNIS AWARDS	
Ashley Cooper Medal	
Finalists	Ash Barty John Millman Sam Stosur
Winner	Ash Barty
Wendy Turnbull Junior Athlete of the Year	
Finalists	Blake Ellis Olivia Gadecki Megan Smith Dane Sweeney
Winner	Blake Ellis
Most Outstanding Athlete with a Disability	
Finalists	Archie Graham Mitchell James
Winner	Archie Graham
Most Outstanding 35+ Senior	
Finalists	Linda Roberts Peter Bilton David Evans
Winner	David Evans
QLD Club of the Year	
Finalists	Caloundra Tennis Club Redland Bay Tennis Club Samford Tennis Club
Winner	Redland Bay Tennis Club
Coaching Excellence - Club	
Finalists	Tim Low James Rapkins Jamie Wareham Jesse Catterall
Winner	Jesse Catterall
Coaching Excellence - Talent Development	
Finalists	Graeme Brimblecombe Jesse Catterall Greg Smith
Winner	Graeme Brimblecombe

Most Outstanding Tournament	
Finalists	Hutchinson Builders Toowoomba International Mooloolaba Junior Championships supported by KT Academy KDV's AMT Queensland Clay Court Championships
Winner	Hutchinson Builders Toowoomba International
Most Outstanding School	
Finalists	Brisbane Boys College Brookfield State School St Joseph's Biloela
Winner	Brisbane Boys College
Excellence in Officiating	
Finalists	Maddie Illic Stephen Murphy Peter Marsden
Winner	Maddie Illic
Volunteer of the Year	
Winners	Jason Christopher Bradley McAllister Alison Naumann Margaret Tinney



Newcombe Medal Australian Tennis Awards

Queensland had two winners at the Newcombe Medal, Australian Tennis Awards in 2017. Ash Barty took home the Newcombe Medal as the best performing tennis player of the year, after an outstanding season which saw her start the season at the Brisbane International ranked 271 in the world, with a goal to breaking the top 100. Fast forward ten months, and the 20-year-old rose to become the top ranked Australian female at World No.20, beating 3 top-10 players along the way. Archie Graham also won the Most Outstanding Athlete with a Disability, after retaining his No.1 world ranking and guiding Australia to Victoria at the INAS World Championships in England.



Affiliation Review

The TQ Affiliation Model was transformed in 2013 after a lengthy consultative process in 2012. This formed part of a national rollout of affiliation reform where Member Associations (MAs) including TQ were provided with the flexibility to build a financial model appropriate to the local environment. In Queensland, the new model chosen was a financially rewarding one, with 69% of affiliated clubs better off. Another benefit of the new model included, amongst other things, one annual fee (not per number of members).

The revamped affiliation model has proven to be successful and yet TQ's commitment to continuous improvement sees the organisation actively striving to more effectively engage with and grow the state-wide tennis community.

The TQ Board therefore endorsed an external review of the current Affiliation Model. This review was undertaken in early 2018 by McLaughlin Sports Consultancy (MSC). A Project Reference Group was established with key stakeholders from across the state to guide the work of the consultancy firm and support recommendations passed through to the Board.

Members of the Project Reference Group included:

- ▶ Carly Rossi (Chair) - TQ Marketing and Media Manager
- ▶ Paul Horn - TQ Board Member & club representative from Far North Queensland
- ▶ Col Caswell - TQ Company Member & club representative from North Queensland
- ▶ Gareth Keating - TQ Company

- Member & facility operator from Metropolitan
- ▶ Steven Forbes - South Regional Assembly Chair
- ▶ Alexa Lloyd - TQ Gold Coast Participation Leader
- ▶ Ken Hick - TQ Special Projects
- ▶ Elia Hill - TQ Government Relations Manager

After an extensive review which involved analysing TQ historical data, 1:1 stakeholder interviews, group forums and numerous discussions with the group above, MSC made 13 recommendations for consideration at the end of the financial year. These recommendations will be progressed in 2018-19 with reforms intended to align with TQ's Strategic Plan for 2020 and beyond.



Affiliated Clubs, Centres & Associations

Far North Region

Atherton Tennis Club Inc
Cairns International Tennis Centre
Cairns Tennis Club Inc.
Clifton Beach Tennis Club Inc
Cooktown Tennis Club Inc
Earlville Tennis Club Inc
Edge Hill Tennis Club Inc.
Edmonton Tennis Club Inc.
Freshwater Tennis Club Inc
Gordonvale and District Tennis Assoc Inc
Innisfail District Tennis Association Inc
Malanda Tennis Club Inc.
Mareeba Tennis Club Inc
Mission Beach Tennis Club Inc
Port Douglas Tennis Club Inc
Ravenshoe Tennis Club Inc
Redlynch Valley Tennis Club Inc
Trinity Beach Tennis Club Inc
Tully Tennis and Social Club Inc
Woree Tennis Club Inc
Yungaburra Tennis Club Inc

North Region

Ayr Tennis Association Inc
Bowen Tennis Association Inc
Calen Tennis Association Inc
Charters Towers Tennis Club Inc
Cleveland Tennis Club Inc
Gloucester Sports & Recreation Association Inc
Home Hill Tennis Association Inc
Ingham Tennis Association Inc
Kalynda Chase Tennis Centre
Mackay Tennis Association Inc
Moranbah Tennis Association Inc
Pioneer Tennis Inc
Proserpine District Lawn Tennis Assoc Inc
Sarina & District Tennis Association Inc
Tennis Townsville Inc
Tennis Whitsunday
Western Suburbs Tennis Club Inc

Central

Clermont & District Tennis Association Inc
--

Athelstane Tennis Club
Baralaba Tennis Club Inc
Biggenden and District Tennis Association
Blackwater Tennis Association Inc
Bundaberg & District Junior Tennis Association Inc
Bundaberg & District Tennis Association Inc
Bundaberg Seniors Tennis Club Inc
Callide Valley Tennis Association Inc
Capella Tennis Club Inc
Dawson Callide Valleys Seniors Tennis Association
Dingo Tennis Club Inc
Emerald and District Lawn Tennis Association Inc
Fraser Coast Tennis Association Inc.
Gayndah & District Tennis Assoc Inc
Gladstone Tennis & Squash Association Inc
Hervey Bay & District Tennis Association Inc
Isis Tennis Club
Maryborough & District Junior Tennis Association Inc
Middlemount Community Sports Association Inc.
Monto & District Tennis Association Inc
Moura Tennis Club Inc
Mundubbera Tennis Association Inc
Richmond Tennis Club
Rockhampton Junior Tennis Association Inc
Rockhampton Tennis Association Inc
Rosendale Tennis Club Inc
Springsure Tennis Club Inc
SunCity Sports Club Inc
Tannum Sands Tennis Association Inc
Tennis Rockhampton Ltd
Theodore Tennis Association Inc.
Yeppoon Tennis Club Inc.

Sunshine Coast

Andrew Kratzman Tennis Academy
Ballinger Park Tennis Club
Blackbutt Tennis Club Inc
Bli Bli Tennis Club Inc
Bribie Island Tennis Club Inc

Caboolture & District Lawn Tennis Association Inc
Caloundra Tennis Association Inc
Coolum Tennis Club Inc
Cooroy Tennis Club Inc
Eudlo & District Tennis Association Inc
Eumundi Tennis Club Inc
Gheerulla Tennis Club
Glenview Mooloolah Tennis Club Inc
Gympie & District Tennis Association
Gympie Queens Park Tennis Club Inc
Kandanga Tennis Club Incorporated
Kawana Tennis Club Inc
Kilcoy District Tennis Association
Kin Kin Tennis Club Inc
Kingaroy & District Tennis Association Inc
Kronk Tennis
Landsborough Tennis Club Inc
Maleny Tennis Club
Mapleton Tennis Club Inc.
Maroochydore Tennis Club Inc
Montville Village Association Inc.
Mooloolaba Tennis Club Inc.
Murgon & District Tennis Association Inc
Nambas Tennis Club Inc
Nambour & District Tennis Association Inc
Nambour Heights Progress Association Tennis Club
Noosa District Tennis Association Inc
Noosa Springs Resort and Spa
Noosa Tennis Club Inc
Noosaville Tennis Club
Palmwoods Tennis Club Inc
Peregian Tennis Club Inc
Pomona Tennis Club
St Andrew's Anglican College (Peregian Springs)
Suncoast Christian College
Sunshine Coast Ladies Midweek Tennis Association
Sunshine Coast Tennis Association Inc
Sunshine Coast Tennis League
Tansey Tennis Club
Tennis Veterans Sunshine Coast Association Inc

Tewantin Tennis Club Inc
Tin Can Bay Tennis Club Inc
Witta Tennis Club Inc
Woombye Tennis Club Inc
Yandina Tennis Club
Zoran's Tennis Academy
Metropolitan Region
Ace Tennis Australia Pty Ltd
Baseline Tennis Coaching
Brisbane Ladies Tennis Association Inc
Dayboro Tennis Club Inc
Ferny Hills Tennis Centre
Fred Daniel Tennis
Greater Brisbane Junior Tennis Association Inc
Griffith University Tennis Centre
InTennis
Ipswich District Junior Tennis Association Inc
Ipswich Tennis Centre
Kelvin Grove State College
Malpass Tennis
Matchpoint Tennis
Northside Ladies Tennis Club
Pine Country Tennis Centre
Queensland Tennis Centre
Redcliffe Tennis Association Inc
Remar Tennis Academy
Roy Emerson Tennis Centre
Samford Tennis Club
Sandgate and District Youth Tennis Association
Shaw Park Tennis Centre
Slice Tennis
Southern Cross Tennis
St Paul's School
Tall Gums Sports Centre
The Gap Health & Racquet Club
The QLD Community Lawn Tennis Assoc (QCLTA)
Top Tennis Academy
West Brisbane Tennis Centre
Wynnum Tennis Association Inc
Brisbane Boys College
Brisbane Night Tennis Association Inc
Brisbane Seniors Tennis Club
Brookfield Tennis Centre
Cambridge Tennis
Chandler Tennis Centre

Dynamic Tennis
Fancutts Junior Tennis Club
Guse's Tennis Centre (Metro Region)
Ipswich Tennis League
Kangaroo Point Sports and Tennis Club
LifeTime International Pty Ltd
Lifetime Tennis Brisbane West Pty Ltd
Marsden Tennis Centre
Park Ridge Tennis Centre
Paul Hanley Tennis
Queensland School Sport
Redland Bay Tennis Club Inc
Redlands Lawn Tennis Association Inc
Return Serve
Sheldon Academy of Sport Tennis
Sheldon Tennis Centre
Sportennis (Le Victor Pty Ltd/Daily Sporting Pty Ltd)
Steve & Trish Griffin
Sunshine Tennis
Tennis Brisbane
Tennis for Kids Pty Ltd
Tennis Logan City
Tennis Seniors Queensland Association Inc
The University of Queensland Tennis Club Inc
Thorneside Community Tennis Association Inc
University of Queensland Tennis Centre
Woods Tennis
Gold Coast Region
Beaudesert & District Tennis Association Inc
Beenleigh Tennis Inc
Burleigh Heads Tennis Club Inc
Currumbin Tennis Club Inc.
Discovery Park Tennis Club Inc
Fassifern Tennis Association Inc
Gold Coast Albert Junior Tennis Club Inc
Gold Coast Mid-Week Ladies Tennis Association Inc
Gold Coast Seniors Tennis Club Inc
Hinterland Tennis Club Inc
Hope Island Tennis Club Inc
Jimboomba Tennis Club Inc
KDV Sport Pty Ltd
Miami Tennis Club Inc
Mudgeeraba Tennis Club
Pro-One Tennis

Somerset College Tennis Centre
St Hilda's School (Pure Tennis Academy)
Surfers Paradise Tennis and Fitness
Tallara Tennis Club Inc
Tamborine Mountain Tennis Club Inc
Tennis Gold Coast Inc.
Tennis on 11th Inc
Woongoolba Tennis Club
South Region
Allora Tennis Club
Bollon Tennis Club Inc.
Cecil Plains Tennis Club Inc
Chinchilla Tennis Association Inc
Clifton & District Tennis Association Inc
Dalby & District Tennis Association Inc
Esk Tennis Club Inc.
Gatton Tennis Association Inc
Goondiwindi & District Tennis Association Inc
Highfields Tennis Club
Injune Tennis Club Inc
Lockyer Tennis Association Inc
Pittsworth Tennis Club Inc
Range Tennis Club Inc
Ravensbourne Sporting Association Inc
Roma & District Tennis Club Inc
St George Tennis Club Inc
Stanthorpe & District Tennis Association Inc
Tara Tennis Club Inc
Taroom Tennis Club Inc
Texas Tennis Club
Toowoomba Regional Tennis Centre
Toowoomba Tennis Association Inc
Wandoan Tennis Club Inc
Warwick & District Tennis Association Inc
West Region
Barcaldine Lawn Tennis Club Inc
Charleville Tennis Club
Copper City Tennis Club Inc
Corfield Sports Club Inc
Flinders Tennis Club Inc
Flinders Tennis Club Inc
Longreach Tennis Club Inc
Morven & District Tennis Club
Richmond Tennis Club
Winton Tennis Club

Directors, Members & Office Bearers

Board of Directors

Mark Bloomfield (President)
Nadeena Whitby
Allan Harris
Michael James
Noel Jensen
Paul Horn
Paula Robinson
Richard Watson
Warwick Nicol

Life Members

Mal Anderson
Vic Bayer
Ashley Cooper
Roy Emerson
Daphne Fancutt
Trevor Fancutt
Chris Freeman
Frank Hennessy
Rod Laver
Maurice Philp
Ross Rolfe
Vanette Tobin
Milton Rothman
Ken Laffey
Barbara Laffey
Charles Edwards (Dec)
E A Crowther (Dec)
Frank Land (Dec)
Geoff Griffith (Dec)
W Power (Dec)
Ivy Ham (Dec)
Keith Waugh (Dec)
Lester Hancock (Dec)
Noel Kratzman (Dec)
Ron Leahy (Dec)
Vince Gair (Dec)

Regional Assemblies

Central

Chairperson	Graham Hick
Vice Chairperson	Pat Peach
Secretary	Glenn Vickery
Treasurer / Member	Glenn Vickery

Far North

Chairperson	Jason Christopher
Treasurer	John Collings
Secretary	Leon Awee

Gold Coast

Chairperson	Roger Marquass
Vice Chairman	Mike Evans
Secretary	Betti-Ann Gains
Treasurer	Stephen Kua

Metro

Chairperson / Member	Steve Miller
Vice Chairman / Member	Gareth Keating
Treasurer / Member	David Herbener
Secretary	Wayne Brumm

North

Chairperson / Member	Graham Wicks
Deputy Chairperson	Col Caswell
Secretary	Chris Harvey
Treasurer	Vic Bayer

South

Chairperson	Steven Forbes
Deputy Chairperson	Nathan Costello
Secretary	Vacant
Treasurer / Member	Ross Smythe

Sunshine Coast

Chairperson	Annie Lyons
Vice Chairperson	Matt Deverson
Secretary	Emily Burns
Treasurer	Rob Schmitt

West

Chairperson / Member	Theresa Braithwaite
Vice Chairman	Gavin Douglas
Secretary	Tony Walsh

Committees

Finance & Audit Committee

Leonie Taylor
Mark Bloomfield
Peter Robertson
Warwick Nicol

Geoff Quinlan

Mark Handley

Risk Management Committee

Peter Robertson
Mark Bloomfield
Leonie Taylor
Nadeena Whitby
Warwick Nicol
Geoff Quinlan

Mark Handley

Matt Richards

Nomination & Remuneration Committee

Michael James
Mark Bloomfield
Allan Harris
Warwick Nicol

Tournaments Committee

Murray Whitbread
Allan Harris
Ross Smythe
Gareth Keating
Warwick Nicol

Disciplinary Tribunal

Michael Rackemann
Fred Albeitz
Peter Richards
Chris Wlodarczyk
Bronwyn Draper
Paula Robinson
Don Fraser

Appeals Committee

Robert O'Regan
Mike Lyons
Don Muller
Dennis Draper

State Selection Committee

Mark Handley
Graeme Brimblecombe
James Rapkins
Matthew Deverson
Clint Fyfe
Matthew Richards

Tennis Queensland Team

Executive

Chief Executive Officer	Mark Handley*
-------------------------	---------------

Administration

Business Services Coordinator	Shari Maxwell*
Administration Coordinator	Naomi Milham

Places to Play

Facilities Development Manager	Michael Blomer*
Tennis Projects Manager	Ken Hick
Book-a-Court Coordinator	Laura David

Government Relations

Government Relations Manager	Elia Hill*
------------------------------	------------

Marketing & Communications

Marketing & Media Manager	Carly Rossi*
Marketing & Media Coordinator	Camilla Campbell
Marketing & Design Coordinator	Rohan Wade

Participation

Central/West Participation Leader	Lauren McDonald
Far North Participation Leader	Jen Rees
Gold Coast Participation Leader	Alexa Lloyd
Metro Participation Leader	Caitlin Lyons Reece Wilson

North Participation Leader	Tony Olditch
----------------------------	--------------

South/West Participation Leader	Emma Creighton
---------------------------------	----------------

Sunshine Coast Participation Leader	Nick Todorov
-------------------------------------	--------------

Schools Development

Schools Development Coordinator	Jennifer Hakl
Schools Development Coordinator	Leanne Mascall
Schools Development Coordinator	Nick Crispin

Tournaments & Competitions

Tournaments Manager	Travis Dragojlo
Leagues Manager	Marc Wittman
Leagues Coordinator	Adam Spence

Officiating & Development Coordinator	Cheryl Jenkins
---------------------------------------	----------------

Queensland Tennis Centre

Venue Manager	Jon Bonner
Grounds Supervisor	Judd Percy

Coach Development

Coach Development Manager	Scott Rawlins
Coach Development Coordinator	Chris Moody
Coach Development Coordinator	Jay Deacon
Coach Development Administrator	Courtney Haynes

National Academy

National Academy Manager	Chris Mahony*
--------------------------	---------------

Coaches

Wayne Arthurs
Mark Draper
Anthony Richardson
Ben Mathias
Adam Carey
Philip Wagner
Brett Hunter

Talent Performance Coach

Clint Fyfe

Physical Performance Coach

Mark Taylor

Physical Performance Coach

Alex Hynes

Assistant Physical Performance Coach

Matthew Hayes

Physiotherapist

Adam Schumacher

Part Time Performance Analyst

Georgina Vernon

Brisbane International

Commercial Manager

Matt Roberts

Partnerships Executive

Aaron Player

Manager Operations

Beth Jones*

Assistant Operations Manager

Alex Tucker

Event Operations

Zoe Beath

Corporate Sales Manager

Michael Murphy

Ticketing Coordinator

Sharyn Ritchie

*Tennis Queensland Senior Leadership

Our Partners



DIRECTORS' REPORT

ROYAL QUEENSLAND LAWN TENNIS ASSOCIATION LIMITED
 ABN 60 009 713 544
 DIRECTORS' REPORT

For the year ended 30 June 2018

The directors present their report together with the financial report of Royal Queensland Lawn Tennis Association Limited ('the Company') for the financial year ended 30 June 2017 and the auditor's report thereon

1. Directors

The directors of the Company at any time during or since the end of the financial year are:

Director	Period as Director
Mr M Bloomfield (President)	December 2013 to present
Mr A Harris	November 2012 to present
Ms N Whitby	November 2015 to present
Mr W Nicol	November 2015 to present
Mr M James	November 2016 to present
Mr P Horn	October 2017 to present
Mr N Jensen	November 2017 to present
Ms P Robinson	November 2017 to present
Mr R Watson	November 2017 to present
Mr M Whitbread	November 2009 to November 2017
Ms L Taylor	May 2010 to November 2017
Mr P Robertson	November 2010 to November 2017
Chief Executive Officer	
Mr M Handley (Acting CEO)	November 2017 to June 2018
Mr G Quinlan	September 2016 to November 2017

On 1 July 2018, Mark Handley was appointed as CEO.

INFORMATION ON DIRECTORS

Qualifications, experience & special responsibilities

Mark Bloomfield	<ul style="list-style-type: none"> Director since December 2013 and President since March 2015 President - Tennis Brisbane 2011-2013 Treasurer - Tennis Brisbane from 2007 to 2010 Member Chartered Accountants Australia & New Zealand since 1995 Graduate Member Australian Institute of Company Directors Junior Development Coach (Tennis Australia) since 2000 Director & Operator, TennisGear
B Bus (Acctcy) CA MAICD	
Allan Harris	<ul style="list-style-type: none"> Director since November 2012 Regional Member since 2001 Former Director - Alan Harris Tennis School, Mackay Tournament Director Junior Development Series 1999 to 2016 Tournament Director Mid-north QLD Open 1980 to 2015 Vice-President Magpies Rugby League Football Club 2013 Recipient: National Recognition Award for Contribution to Sport from John Howard
Elite Level, Club Development Coach Tennis Australia Gold Level Referee	
Nadeena Whitby	<ul style="list-style-type: none"> Director since November 2015 Director Industry Engagement, Transport for NSW Communication Advisory Group - Tennis Queensland 2011-2014 Member of the Tennis Committee - Tennis Queensland since 2016 Former Director, Infrastructure Association of Queensland and the Association for Childhood Language and related Disorders
B Arts (Communication) Hons (Journalism Studies)	
Warwick Nicol	<ul style="list-style-type: none"> Director since November 2015 Chair - Finance & Audit Sub Committee Chair - Tennis Strategy Sub Committee Member of Tournaments, Infrastructure and Nomination and Remuneration Sub Committees Tennis Australia Constitutional Review Working Group 2018. General Manager, Tennis Brisbane Chairperson - Metropolitan Regional Assembly 2009-2016 Tennis Queensland Company Member 2010 - 2016 Secretary of the Brisbane District Golf Association since 2009
B Bus (Marketing) B Arts (Sports Studies) MAICD	
Michael James	<ul style="list-style-type: none"> Director since November 2016 & Chair of Nom & Rem Committee Non-Executive Chairman - Geoimage (Geospatial specialists) Non-Executive Chairman - Jensen Bowers (property development advisors) Board Advisor - POWE Architects Board Advisor - AfterDark Technologies Executive leadership coach & mentor Specialist in making businesses more business-like
FAICD FAIM MBA CPM B Eng (Mining)	
Paul Horn	<ul style="list-style-type: none"> Director since October 2017 Far North Company Member 2015 - 2017 Treasurer of Edge Hill Tennis Club since 1999 Director of Fowler's Group Pty Ltd since 2003 Certified Financial Planner / Member of FPA since 1998
B Com (Mgt) CFP GAICD	

DIRECTORS' REPORT

ROYAL QUEENSLAND LAWN TENNIS ASSOCIATION LIMITED
 ABN 60 009 713 544
 DIRECTORS' REPORT (CONTINUED)

For the year ended 30 June 2018

Noel Jensen	
LL B (Hons) MBA Club Professional Coach	<ul style="list-style-type: none"> Director since November 2017 Member of the Queensland Law Society since 1989 Board Member, Legal Practitioners Admissions Board Honorary Treasurer of the International Tennis Club (I C) of Australia International member of the I C of France Solicitor and Principal, Jensen & Co Lawyers from 1993
Paula Robinson	
B Com Juris Doctor MAICD	<ul style="list-style-type: none"> Director since November 2017 Admitted legal practitioner/Member Queensland Law Society since 2009 Partner MinterEllison Lawyers since 2016 Director Sunday Morning Enterprises Pty Ltd since 2001
Richard Watson	
B Fin Admin	<ul style="list-style-type: none"> Director since November 2017 General Manager – Trade & Investment Queensland
Murray Whitbread	
Level 3 Coach	<ul style="list-style-type: none"> Director since November 2009 and retired in November 2017 Chairperson – Central Regional Assembly 2005-2016 Regional Member since 1997-2016 Life Member BJTA & BDTA Founding Member Central Queensland Junior Masters Circuit Recipient: Awards Queensland Coach of the Year 1995
Leonie Taylor	
B Bus (Acctcy) FAICD FCA	<ul style="list-style-type: none"> Director since May 2010 and retired in November 2017 Treasurer – Tennis Queensland from 2010 Director, Bentleys (Qld) Pty Ltd Former Director, Qld Police Citizens Youth Welfare Association Limited Former Director and Chairman, North Qld Bulk Ports Limited
Peter Robertson	
B App Sc (Maths) MAICD	<ul style="list-style-type: none"> Director since November 2010 and retired in November 2017 Co-founder Saltbush Software (1980 – 1991) Co-founder Renard Developments Pty Ltd (1990 – Current) Co-founder Emission Capital Management Ltd (2010 – Current) Former member of St Margaret's School Council (2011 – 2015) Former member and chair of the Brisbane City Works Board (2001 – 2006) Former member of the Brisbane City Council Business Group Board (2003 – 2005)

2. Directors Meeting

The number of directors' meetings (including meetings of committees of directors) and number of meetings attended by each of the directors of the Company during the financial year are:

Board of Directors	Board Meetings		Finance and Audit		Risk Management Committee		Remuneration Committee	
	A	B	A	B	A	B	A	B
Mark Bloomfield (President)	6	6	4	4	2	2	3	3
Alan Harris	6	6					3	3
Nadeena Whitby	5	6	1	1	2	2		
Warwick Nicol	6	6	4	4	2	2		
Michael James	6	6					3	3
Paul Horn	4	4	2	2				
Noel Jensen	4	4						
Paula Robinson	3	3			1	2	1	1
Richard Watson	3	3	2	2				
Murray Whitbread	2	2						
Leonie Taylor	2	2	2	2	2	2		
Peter Robertson	2	2	2	2	2	2		

A – Number of meetings held during the time the director held office during the year
 B – Number of meetings attended

3. Company Particulars

The address of the Company's registered office is Level 9, 123 Albert Street, Brisbane, Queensland 4000. The principal place of business is 190 King Arthur Terrace, Tennyson, Queensland 4104.

The Company is incorporated under the Corporations Act 2001 and is a company limited by guarantee. If the Company is wound up, the constitution states that each member is required to contribute to a maximum of \$10 each towards any outstanding obligations of the Company. At 30 June 2018, the total amount that members of the company are liable to contribute if the Company is wound up is \$150. (2017: \$150).

4. Principal Activities

The principal activity of the Company during the financial year was to manage the sport of Tennis in Queensland through the core business areas of: participation, tournaments, player development, facilities development and management, marketing and public relations, finance and administration and the Queensland Tennis Centre. There were no significant changes to the principal activities of the Company during the year. The Company's vision is for tennis to be Queensland's most engaging sport and the following strategic objectives are considered critical to achieve that vision:

- Developing programs and pathways
- Growing and supporting our delivery network
- Investment in facilities and their management

DIRECTORS' REPORT

ROYAL QUEENSLAND LAWN TENNIS ASSOCIATION LIMITED
ABN 60 009 713 544
DIRECTORS' REPORT (CONTINUED)

For the year ended 30 June 2018

To achieve the objectives, the company has adopted the following strategies:

Products

Deliver relevant and targeted programs to attract participants; offer playing opportunities for people of all ages and abilities; utilise major events to showcase tennis.

People

Enhance the capabilities and satisfaction of the tennis industry; create safe, supportive and fun environments to learn and play; encourage diversity at all levels of the game.

Places

Provide necessary facilities to promote and deliver tennis; embed sustainable operating models; foster strong relationships with government and industry.

The Company's objectives have been designed to complement the constitutional objects found in Clause 3.1 of the Constitution

5. Operating and financial review

The Company's net result for the year ended 30 June 2018 was a surplus of \$115,919 (2017: \$229,193).

6. State of affairs

The Company has complied with Australian Accounting Standards as issued by the Australian Accounting Standards Board. In the opinion of the directors there were no significant changes in the state of affairs of the Company that occurred during the financial year under review.

7. Indemnification and Insurance of Officers

Indemnification

The Company has agreed to indemnify the directors and officers of the Company against all liabilities to another person (other than the Company or a related body corporate) that may arise from their position as directors of the company, except where the liability arises out of conduct involving a lack of good faith. The agreement stipulates that the Company will meet the full amount of any such liabilities, including costs and expenses, to the extent of the Company's net assets.

Insurance Premiums

Tennis Australia, through a national insurance scheme, provides the Company with directors' and officers' liability, legal expenses and insurance contracts, for current and former directors and officers of the Company. The continuity of insurance has been maintained during the year.

6. Auditors Independence Declaration Under Section 307C of the Corporations Act

The auditor's independence declaration is set out on page 23 and forms part of the Director's report for the financial year ended 30 June 2018.

Signed in accordance with the resolution of the Board of Directors:



M BLOOMFIELD
PRESIDENT



W NICOL
DIRECTOR

Dated at Brisbane 15 day of October 2018.

FINANCIAL STATEMENTS

ROYAL QUEENSLAND LAWN TENNIS ASSOCIATION LIMITED
ABN 60 009 713 544
Statement of profit or loss and other comprehensive income

For the year ended 30 June 2018

	Note	2018	2017
Revenue from ordinary activities	3	4,130,183	3,950,100
Player Development		(83,427)	(101,343)
Participation		(866,324)	(972,561)
Tournament Program		(499,004)	(463,705)
Places to Play		(374,231)	(338,249)
Marketing and Public Relations		(443,110)	(437,001)
Finance and Administration		(796,487)	(540,274)
Queensland Tennis Centre		(681,859)	(667,207)
Depreciation		(28,489)	(30,653)
Total expenses	4	(3,772,931)	(3,550,993)
Operating Surplus		357,252	399,107
Revenue from other activities	5	280,737	383,346
Expense from other activities	5	(462,737)	(476,652)
Rental expense for State Tennis Centre		(59,333)	(76,608)
Operating Surplus after other activities		115,919	229,193
Total comprehensive income for the year		115,919	229,193

	Note	2018	2017
Assets			
Cash and cash equivalents	6	1,329,966	1,759,893
Trade and other receivables	7	1,008,878	716,098
Financial Assets	8	3,025,293	2,966,969
Prepaid expenses	9	78,460	119,663
Inventories	10	8,979	-
Total current assets		5,451,576	5,562,623
Prepaid expenses	11	576,667	616,666
Property, plant and equipment	12	130,140	140,345
Total non-current assets		706,807	757,011
Total assets		6,158,383	6,319,634
Liabilities			
Trade payables and other payables	13	520,537	751,109
Provisions	14	360,821	390,981
Deferred revenue	15	632,993	673,784
Borrowings	18(c)	5,670	12,946
Total current liabilities		1,520,021	1,828,820
Provisions	16	20,521	10,229
Borrowings	18(c)	21,337	-
Total non-current liabilities		41,858	10,229
Total liabilities		1,561,879	1,839,049
Net assets		4,596,504	4,480,585
Members' equity			
Retained earnings		4,546,504	4,480,585
Facility development reserves		50,000	-
Total equity		4,596,504	4,480,585

FINANCIAL STATEMENTS

ROYAL QUEENSLAND LAWN TENNIS ASSOCIATION LIMITED
ABN 60 009 713 544
STATEMENT OF CHANGES IN EQUITY

For the year ended 30 June 2018

	Financial asset reserve *	Retained earnings	Facility development reserve	Total equity
Balance at 1 July 2016	(24,391)	4,275,783	-	4,251,392
Surplus for the period	-	229,193	-	229,193
Other comprehensive income	24,391	(24,391)	-	-
Balance at 30 June 2017	-	4,480,585	-	4,480,585
Balance at 1 July 2017	-	4,480,585	-	4,480,585
Surplus for the period	-	115,919	-	115,919
Transfer from retained earnings	-	(50,000)	50,000	-
Balance at 30 June 2018	-	4,546,504	50,000	4,596,504

* Financial asset reserve records revaluation increments and decrements (that do not represent impairment write-downs) that relate to financial assets that are classified as available-for-sale.

The accompanying notes form part of these financial statements.

	Note	2018	2017
Cash flows from operating activities			
Cash receipts from customers		4,041,691	4,931,205
Cash paid to suppliers and employees		(4,519,912)	(4,570,410)
Interest paid		(1,012)	(1,062)
Net cash from operating activities	17a	(479,233)	359,733
Cash flows from investing activities			
Acquisition of property, plant and equipment		(1,900)	(69,091)
Interest received from term deposits		65,504	(27,535)
Net cash from investing activities		63,604	(96,626)
Cash flows from financing activities			
Repayment of borrowings		(14,298)	(5,912)
Net cash used in investing activities		(14,298)	(5,912)
Net (decrease)/increase in cash and cash equivalents		(429,927)	257,195
Cash and cash equivalents at 1 July		1,759,893	1,502,698
Cash and cash equivalents at 30 June	17b	1,329,966	1,759,893

The accompanying notes form part of these financial statements.

NOTES TO THE FINANCIAL STATEMENTS

ROYAL QUEENSLAND LAWN TENNIS ASSOCIATION LIMITED
ABN 60 009 713 544

1. Reporting entity

Royal Queensland Lawn Tennis Association Ltd (the "Company") is a company domiciled in Australia. The Company is a company limited by guarantee. The address of the Company's registered office is:
Level 9
123 Albert Street
Brisbane, QLD 4000

The Company is a not for profit entity and the principal activities of the Company during the course of the financial year were the promotion and development of the game of tennis in Queensland.

2. Basis of preparation

(a) Statement of compliance

The Company applies Australian Accounting Standards – Reduced Disclosure Requirements as set out in AASB 1053: Application of Tiers of Australian Accounting Standards and AASB 2010-2: Amendments to Australian Accounting Standards arising from Reduced Disclosure Requirements.

The financial statements are general purpose financial statements that have been prepared in accordance with Australian Accounting Standards – Reduced Disclosure Requirements of the Australian Accounting Standards Board (AASB) and the Corporations Act 2001. The Company is a not-for-profit entity for financial reporting purposes under Australian Accounting Standards.

Australian Accounting Standards set out accounting policies that the AASB has concluded would result in financial statements containing relevant and reliable information about transactions, events and conditions. Material accounting policies adopted in the preparation of these financial statements are presented below and have been consistently applied unless stated otherwise.

The financial statements, except for the cash flow information, have been prepared on an accruals basis and are based on historical costs, modified, where applicable, by the measurement at fair value of selected non-current assets, financial assets and financial liabilities. The amounts presented in the financial statements have been rounded to the nearest dollar.

The financial report is presented in Australian dollars, which is the Company's functional currency.

The financial statements were approved by the Board of Directors on 15 October 2018.

(b) Income Tax

The Company is exempt from income tax under section 50-45 of the Income Tax Assessment Act 1997. Accordingly no provision for income taxes has been made in these financial statements.

(c) Revenue recognition

Revenue is measured at the fair value of the consideration received or receivable. Amounts disclosed as revenue are net of returns, trade allowances, rebates and amounts collected on behalf of third parties. The Company recognises revenue when the amount of revenue can be reliably measured, it is probable that future economic benefits will flow to the entity and specific criteria have been met for each of the Company's activities as described below. The amount of revenue is not considered to be reliably measurable until all contingencies relating to the sale have been resolved. The Company bases its estimates on historical results, taking into consideration the type of customer, the type of transaction and the specifics of each arrangement.

Revenue is recognised for the major business activities as follows:

Grants

Grant revenue is recognised in the statement of comprehensive income when the entity obtains control of the grant and it is probable that the economic benefits gained from the grant will flow to the entity and the amount of the grant can be measured reliably.

(d) Cash and cash equivalents

Cash includes cash on hand and deposits with an original maturity of three months or less.

(e) Financial instruments

Initial recognition and measurement

Financial assets and financial liabilities are recognised when the entity becomes a party to the contractual provisions to the instrument. For financial assets, this is equivalent to the date that the Company commits itself to either purchase or sell the asset (ie trade date accounting is adopted). Financial instruments are initially measured at fair value plus transaction costs except where the instrument is classified 'at fair value through profit or loss' in which case transaction costs are expensed to profit or loss immediately.

Classification and subsequent measurement

Financial instruments are subsequently measured at either fair value, amortised cost using the effective interest rate method or cost. Fair value represents the amount for which an asset could be exchanged or a liability settled, between knowledgeable, willing parties. Where available quoted prices in an active market are used to determine fair value. In other circumstances, valuation techniques are adopted.

Amortised cost is calculated as:

- (i) the amount at which the financial asset or financial liability is measured at initial recognition;
- (ii) less principal repayments;
- (iii) plus or minus the cumulative amortisation of the difference, if any, between the amount initially recognised and the maturity amount calculated using the effective interest method; and
- (iv) less any reduction for impairment.

The effective interest method is used to allocate interest income or interest expense over the relevant period and is equivalent to the rate that exactly discounts estimated future cash payments or receipts (including fees, transaction costs and other premiums or discounts) through the expected life (or when this cannot be reliably predicted, the contractual term) of the financial instrument to the net carrying amount of the financial asset or financial liability. Revisions to expected future net cash flows will necessitate an adjustment to the carrying value with a consequential recognition of an income or expense in profit or loss.

- (i) Financial assets at fair value through profit or loss

Financial assets are classified at 'fair value through profit or loss' when they are held for trading for the purpose of short-term profit taking, or where they are derivatives not held for hedging purposes, or when they are designated as such to avoid an accounting mismatch or to enable performance evaluation where a group of financial assets is managed by key management personnel on a fair value basis in accordance with a documented risk management or investment strategy. Such assets are subsequently measured at fair value with changes in carrying value being included in profit or loss.

- (ii) Loans and receivables

Loans and receivables are non-derivative financial assets with fixed or determinable payments that are not quoted in an active market and are subsequently measured at amortised cost.

- (iii) Held-to-maturity investments

Held-to-maturity investments are non-derivative financial assets that have fixed maturities and fixed or determinable payments, and it is the entity's intention to hold these investments to maturity. They are subsequently measured at amortised cost.

- (iv) Financial liabilities

Non-derivative financial liabilities (excluding financial guarantees) are subsequently measured at amortised cost.

NOTES TO THE FINANCIAL STATEMENTS

ROYAL QUEENSLAND LAWN TENNIS ASSOCIATION LIMITED
ABN 60 009 713 544

(CONTINUED)

Fair value

Fair value is determined based on current bid prices for all quoted investments. Valuation techniques are applied to determine the fair value for all unlisted securities, including recent arm's length transactions, reference to similar instruments and option pricing models.

Impairment

At the end of each reporting period, the entity assesses whether there is objective evidence that a financial instrument has been impaired. In the case of available-for-sale financial instruments, a prolonged decline in the value of the instrument is considered to determine whether an impairment has arisen. Impairment losses are recognised in the statement of comprehensive income.

Derecognition

Financial assets are derecognised where the contractual rights to receipt of cash flows expires or the asset is transferred to another party whereby the entity no longer has any significant continuing involvement in the risks and benefits associated with the asset. Financial liabilities are derecognised where the related obligations are either discharged, cancelled or expired. The difference between the carrying value of the financial liability, which is extinguished or transferred to another party and the fair value of consideration paid, including the transfer of non-cash assets or liabilities assumed, is recognised in profit or loss.

(f) Plant and equipment

Plant and equipment are measured on the cost basis less depreciation and impairment losses.

The carrying amount of plant and equipment is reviewed annually by directors to ensure it is not in excess of the recoverable amount from these assets. The recoverable amount is assessed on the basis of the expected net cash flows that will be received from the assets employment and subsequent disposal. The expected net cash flows have been discounted to their present values in determining recoverable amounts.

Plant and equipment that have been contributed at no cost, or for nominal cost are valued and recognised at the fair value of the asset at the date it is acquired.

Depreciation

The depreciable amount of all fixed assets including buildings and capitalised lease assets, but excluding freehold land, is depreciated on a straight line basis over the asset's useful life to the entity commencing from the time the asset is held ready for use. Leasehold improvements are depreciated over the shorter of either the unexpired period of the lease or the estimated useful lives of the improvements.

The depreciation rates used for each class of depreciable assets are:

Class of Fixed Asset	Depreciation Rate
Plant and equipment	10% - 33%
Motor vehicle	33%

(g) Leases

Operating leases are leases under which the lessors effectively retain substantially all of the risks and benefits of ownership of lease items. Payments under operating leases are charged as expenses on a straight-line basis over the lease term.

Leases of fixed assets, where substantially all the risks and benefits incidental to the ownership of the asset (but not the legal ownership) are transferred to the entity, are classified as finance leases. Finance leases are capitalised, recognising an asset and a liability equal to the present value of the minimum lease payments, including any guaranteed residual values. Leased assets are depreciated on a straight-line basis over their estimated useful lives where it is likely that the entity will obtain ownership of the asset. Lease payments are allocated between the reduction of the lease liability and the lease interest expense for the period.

(h) Employee entitlements

Provision is made for the Company's liability for employee benefits arising from services rendered by employees to the end of the reporting period. Employee benefits that are expected to be settled within one year have been measured at the amounts expected to be paid when the liability is settled. Employee benefits payable later than one year have been measured at the present value of the estimated future cash outflows to be made for those benefits. In determining the liability, consideration is given to employee wage increases and the probability that the employee may not satisfy vesting requirements. Those cash outflows are discounted using market yields on national government bonds with terms to maturity that match the expected timing of cash flows.

(i) Trade and other payables

Trade and other payables represent the liability outstanding at the end of the reporting period for goods and services received by the Company during the reporting period which remain unpaid. The balance is recognised as a current liability with the amounts normally paid within 30 days of recognition of the liability.

(j) Comparative figures

Where required by Accounting Standards, comparative figures have been adjusted to conform to changes in presentation for the current financial year.

When an entity applies an accounting policy retrospectively, makes a retrospective restatement or reclassifies items in its financial statements, which materially impact the financial performance or position presented, a statement of financial position as at the beginning of the earliest comparative period must be disclosed

(k) Goods and services tax (GST)

Revenues, expenses and assets are recognised net of the amount of GST, except where the amount of GST incurred is not recoverable from the Tax Office. In these circumstances, the GST is recognised as part of the cost of acquisition of the asset or as part of an item of the expense. Receivables and payables in the balance sheet are shown inclusive of GST.

Cash flows are presented in the statement of cash flows on a gross basis, except for the GST component of investing and financing activities, which are disclosed as operating cash flows

(l) Impairment of assets

At the end of each reporting period, the entity reviews the carrying values of its tangible and intangible assets to determine whether there is any indication that those assets have been impaired. If such an indication exists, the recoverable amount of the asset, being the higher of the asset's fair value less costs to sell and value in use, is compared to the asset's carrying value. Any excess of the asset's carrying value over its recoverable amount is expensed to the statement of comprehensive income.

Where the future economic benefits of the asset are not primarily dependent upon the asset's ability to generate net cash inflows and when the entity would, if deprived of the asset, replace its remaining future economic benefits, value in use is determined as the depreciated replacement cost of an asset.

Where it is not possible to estimate the recoverable amount of an assets class, the entity estimates the recoverable amount of the cash-generating unit to which the class of assets belong.

Where an impairment loss on a revalued asset is identified, this is debited against the revaluation surplus in respect of the same class of asset to the extent that the impairment loss does not exceed the amount in the revaluation surplus for that same class of asset.

(m) New and amended accounting policies

During the current year, the Company has reviewed the new and revised mandatory Australian Accounting Standards applicable to entities reporting under the Corporations Act 2001 and the Directors believe that none of the new and revised standards are applicable to the Company.

(n) New and amended accounting policies in future periods

The following accounting standards, amendments to accounting standards and interpretations have been identified as those which may impact the Company in the period of initial adoption. They were available for early adoption for the Company's annual reporting period beginning 1 July 2018, but have not been applied in preparing this financial report.

AASB 9 Financial Instruments becomes mandatory for the Company's financial statements for the period beginning on or after 1 January 2018 and could change the classification and measurement of financial assets. The

NOTES TO THE FINANCIAL STATEMENTS

ROYAL QUEENSLAND LAWN TENNIS ASSOCIATION LIMITED
ABN 60 009 713 544

(CONTINUED)

Company does not plan to adopt this standard early and the Company does not expect a material impact to its financial statements on applying the classification and measurement requirements of AASB 9.

AASB 15 Revenue from Contracts with Customers becomes mandatory for the Company's financial statements for the period beginning on 1 July 2019 and establishes a comprehensive framework for determining whether, how much and when revenue is recognised. The standard replaces existing revenue recognition guidance. The Company does not plan to adopt this standard early and the extent of the impact is being assessed.

AASB 16 Leases mandatory for the Company's financial statements for the period beginning on 1 July 2019 and introduces a single, on-balance sheet accounting model for lessees. A lessee recognises a right-of-use asset representing its right to use the underlying asset and a lease liability representing its obligation to make lease payments. These are optional exemptions for short-term leases and leases of low value items. Lessor accounting remains similar to the current standard- i.e. lessors continue to classify leases as finance or operation expenses. The Company does not plan to adopt this standard early and the extent of the impact is being assessed.

AASB 1058 Income of Not-for-Profit Entities becomes mandatory for the Company's financial statements for the period beginning on 1 July 2019 and establishes principles for NFP entities that apply specifically to transactions where the consideration to acquire an asset is significantly less than fair value principally to enable a NFP entity to further its objectives; and to volunteer services received. The Company does not plan to adopt this standard early and the extent of the impact is being assessed.

(o) Economic dependency

The Company receives grant funding from the Queensland State Government and Tennis Australia Limited that forms an integral part of the revenue used by the Company to achieve its short and long term objectives.

At the date of this report the Board of Directors has no reason to believe the Queensland State Government and Tennis Australia Limited will not continue to support the Company.

3. Revenue

	2018	2017
Operating Activities		
Annual affiliation fees	593,120	590,230
Tournaments and activities, receipts, sponsorships, subsidies	2,980,531	2,811,684
Government grants	460,588	449,412
Interest and investment income	95,944	98,774
	4,130,183	3,950,100

4. Expenses

	2018	2017
Depreciation	28,489	30,653
Rental expenses relating to operating leases	151,765	128,696
Employee benefits	2,058,973	1,692,373
Bad and doubtful debts	1,192	12,712

5. Revenue/expenses from other activities

	2018	2017
Income		
Regional Tennis Centres	280,737	383,346
Expenses		
Regional Tennis Centres	462,737	476,651

6. Cash and cash equivalents

	2018	2017
Bank balances	1,324,766	1,748,693
Cash on hand	5,200	5,200
	1,329,966	1,759,893

7. Trade and other receivables

	2018	2017
Trade receivables	830,398	495,003
Less: Provision for doubtful debts	-	(12,712)
Other receivables	178,480	233,806
	1,008,878	716,098

8. Financial assets

	2018	2017
Term deposits	3,025,293	2,966,969
	3,025,293	2,966,969

9. Prepaid expenses - current

	2018	2017
Prepayments	38,460	79,663
Prepayments - State office lease	40,000	40,000
	78,460	119,663

10. Inventories

	2018	2017
Inventories on Hand	8,979	-
	8,979	-

NOTES TO THE FINANCIAL STATEMENTS

ROYAL QUEENSLAND LAWN TENNIS ASSOCIATION LIMITED
ABN 60 009 713 544

(CONTINUED)

11. Prepaid expenses - non current

	2018	2017
Prepayments - State office lease	576,667	616,666
	576,667	616,666

12. Property, plant and equipment

	2018	2017
Plant and equipment		
Cost	302,099	300,199
Accumulated depreciation	(255,500)	(241,215)
	46,599	58,984
Motor vehicle		
Cost	97,451	97,851
Accumulated depreciation	(13,910)	(16,490)
	83,541	81,361
	130,140	140,345

Reconciliations of the carrying amounts of each class of property, plant and equipment at the beginning and end of the current financial period as set out below:

	Plant and equipment	Motor vehicle	Total
Carrying amounts			
Opening carrying amount at 1 July 2016	80,790	21,117	101,907
Additions	-	69,091	69,091
Disposals	-	-	-
Depreciation charged for the year	(21,806)	(8,847)	(30,653)
Closing carrying amount at 30 June 2017	58,984	81,361	140,345
Opening carrying amount at 1 July 2017	58,984	81,361	140,345
Additions	-	30,260	30,260
Disposals	-	(11,976)	(11,976)
Depreciation charged for the year	(12,385)	(16,104)	(28,489)
Closing carrying amount at 30 June 2018	46,599	83,541	130,140

13. Trade and other payables

	2018	2017
Trade payables	188,608	14,002
Other payables and accrued expenses	331,929	737,107
	520,537	751,109

14. Provisions - current

	2018	2017
Provision for annual leave	189,491	206,633
Provision for long-service leave	87,850	121,738
Other provisions	83,480	62,610
	360,821	390,981

Analysis of provisions

Employee entitlements	2018	2017
Opening balance	338,600	227,474
Additional provision raised	109,727	170,080
Amounts used	(150,465)	(58,954)
Closing balance	297,862	338,600

Other provisions

Opening balance	62,610	111,674
Additional provision raised	20,870	20,870
Amounts used	-	(69,934)
Closing balance	83,480	62,610

15. Deferred revenue

	2018	2017
Income received in advance	400,051	434,636
Deferred foundation funds	187,739	194,107
Deferred RTFP funds	45,203	45,041
	632,993	673,784

16. Provisions - non current

	2018	2017
Provision for long-service leave	20,521	10,229
	20,521	10,229

NOTES TO THE FINANCIAL STATEMENTS

ROYAL QUEENSLAND LAWN TENNIS ASSOCIATION LIMITED
ABN 60 009 713 544

(CONTINUED)

17. Reconciliation of cash flows from operating activities and Cash and cash equivalents

(a) Cash flows from operating activities	2018	2017
Surplus for the period	115,919	229,193
Adjusted for:		
Depreciation	28,489	30,653
Net income on investments (re-invested)	(95,944)	(91,397)
Loss on disposal of assets	11,976	-
Operating surplus changes in working capital and provisions	60,440	168,449
Change in inventories	(8,980)	-
Change in trade and other receivables	(320,665)	145,733
Change in prepayments	81,202	33,975
Change in trade and other payables	(209,702)	(90,303)
Change in provisions and employee benefits	(40,738)	62,064
Change in deferred income	(40,791)	47,192
Net cash (used in) / from operating activities	(479,233)	367,110
(b) Cash and cash equivalents		
Bank balances	1,108,082	1,531,615
Cash on hand		5,200
Call deposits	216,684	223,078
Cash and cash equivalents in the Statement of cash flows	1,329,966	1,759,893

18. Capital and leasing commitments

(a) Operating lease commitments (Premises)

The Company is currently under a 25 year lease agreement in relation to the office premises at the Queensland Tennis Centre, with no further rent payable over the period of the lease. The total rent of \$1,000,000 for the period of the lease was prepaid in 2009 and is being expensed over the period of the lease on a straight line basis (Refer to notes 9 and 11).

(b) Operating lease commitments (Other)

Non-cancellable operating lease rentals are payable as follows:

Less than one year	3,473	3,473
Between one and five years	5,788	9,260
More than five years	-	-
	9,261	12,733

(c) Finance lease commitments

Less than one year	5,670	12,946
Between one and five years	21,337	-
More than five years	-	-
	27,007	12,946

(d) Capital Commitments

Prior to year end the organisation ceased operating the Townsville Tennis Centre and control was given back to the Townsville Council. As part of this hand-over process the company is responsible for capital reparations amounting to approximately \$70,000.

19. Members' Guarantee

The company is a company limited by guarantee. There is no authorised or issued share capital. If the company is wound up, the liability of the members is limited to \$10 each (2017: \$10). As at 30 June 2018 the company had 15 members (2017:15).

20. Related party transactions

The Company, being an Associate member of Tennis Australia (TA), receives shared services benefits from TA. These benefits include accounting, human resources, legal and information technology resources. These services were provided for \$ NIL consideration.

The Directors of the Company act on an honorary basis.

The key management personnel for Tennis Queensland includes the CEO and Senior Management. The compensation paid, payable or provided in short term retirement and other long terms benefits is \$841,978 (2017: \$350,935).

Mark Bloomfield is the owner of Tennis Gear Management Pty Ltd. The following transactions between the Company and Tennis Gear occurred during the financial year:

NOTES TO THE FINANCIAL STATEMENTS

ROYAL QUEENSLAND LAWN TENNIS ASSOCIATION LIMITED
ABN 60 009 713 544

(CONTINUED)

20. Related party transactions (Cont.)

	2018	2017
	\$	\$
Sales and purchases of goods and services		
Purchase of goods or services from entity controlled by related party	17,980	16,807
Sale of goods or services to entity controlled by related party	37,866	33,088

Services purchased from the entity controlled by the related party included prizemoney, entry fees and court hire for tournaments.

Services sold to the entity controlled by the related party included sponsorship, sanction fees and affiliation fees.

Outstanding balances arising from sales/purchases of goods and services

The following balances are outstanding at the end of the reporting period in relation to transactions with Tennis Gear Management Pty Ltd:

Receivables from entity controlled by related party	Nil	1,527
---	-----	-------

21. Regional Assemblies

The Company oversees, and provides minor funding for, the operations of 8 regional assemblies within Queensland. The role of the assemblies are to provide primarily for the promotion of the sport in regional areas.

The Directors are currently determining whether the underlying financial activities of the regional assemblies are 'controlled' by the Company pursuant to Australian Accounting Standards.

As at 30 June 2018, the unexpended funds held by the regional assemblies, of which Tennis QLD do not believe is 'cash available for use' by Tennis QLD, is \$200,755.

22. Subsequent Events

In accordance with the Board adopted Capital Management Plan, the Board has resolved to allocate from reserves an amount of \$217,500. This represents a future three year committed expenditure in relation to the Sunshine Coast Regional Facility and the Queensland Schools Infrastructure Fund.

Mark Handley was appointed as CEO on 1 July 2018. Except for the above, there have been no other matters or circumstances arise since the end of the financial year which significantly affected or may significantly affect the operations of the company, the results of those operations, or the state of affairs of the company in future financial years.

ROYAL QUEENSLAND LAWN TENNIS ASSOCIATION LIMITED

ROYAL QUEENSLAND LAWN TENNIS ASSOCIATION LIMITED
ABN 60 009 713 544
STATEMENT BY THE DIRECTORS

In the opinion of the directors of Royal Queensland Lawn Tennis Association Limited ('the Company'):

- (a) the financial statements and notes set out on pages 6 to 21, are in accordance with the Corporations Act 2001, including:
- (i) giving a true and fair view of the Company's financial position as at 30 June 2018 and its performance for the financial year ended on that date; and
 - (ii) complying with Australian Accounting Standards - Reduced Disclosure Requirements and the Corporations Regulations 2001.
- (b) there are reasonable grounds to believe that the Company will be able to pay its debts as and when they become due and payable.

Signed in accordance with a resolution of the Board of Directors.



M BLOOMFIELD
PRESIDENT



W NICOL
DIRECTOR

Dated at Brisbane 15 day of October 2018.



AUDITOR'S INDEPENDENCE DECLARATION
UNDER SECTION 307C OF THE CORPORATIONS ACT 2001
TO THE DIRECTORS OF
ROYAL QUEENSLAND LAWN TENNIS ASSOCIATION QUEENSLAND LIMITED

I declare that, to the best of my knowledge and belief, during the year ended 30 June 2018, there have been no contraventions of:

- (a) the auditor independence requirements of the *Corporations Act 2001* in relation to the audit; and
- (b) any applicable code of professional conduct in relation to the audit.

PKF Hacketts
PKF HACKETTS

Shaun Lindemann
SHAUN LINDEMANN
PARTNER

15 OCTOBER 2018
BRISBANE



INDEPENDENT AUDITOR'S REPORT
TO THE MEMBERS OF ROYAL QUEENSLAND LAWN TENNIS ASSOCIATION
LTD

Report on the Financial Report

Opinion

We have audited the accompanying financial report of Royal Queensland Lawn Tennis Association (the company), which comprises the statement of financial position as at 30 June 2018, the statement of profit or loss and other comprehensive income, the statement of changes in equity and the statement of cash flows for the year then ended, notes comprising a summary of significant accounting policies and other explanatory information, and the directors' declaration of the company and the entity comprising the company and the entities it controlled at the year's end or from time to time during the financial year.

In our opinion the financial report of Royal Queensland Lawn Tennis Association is in accordance with the *Corporations Act 2001*, including:

- a) Giving a true and fair view of the entity's financial position as at 30 June 2018 and of its performance for the year ended on that date; and
- b) Complying with Australian Accounting Standards – Reduced Disclosure Requirements and the *Corporations Regulations 2001*.

Basis for Opinion

We conducted our audit in accordance with Australian Auditing Standards. Those standards require that we comply with relevant ethical requirements relating to audit engagements and plan and perform the audit to obtain reasonable assurance about whether the financial report is free from material misstatement. Our responsibilities under those standards are further described in the Auditor's Responsibility section of our report.

We believe that the audit evidence we have obtained is sufficient and appropriate to provide a basis for our opinion.

Independence

We are independent of the entity in accordance with the *Corporations Act 2001* and the ethical requirements of the Accounting Professional and Ethical Standards Board's APES 110 *Code of Ethics for Professional Accountants* (the code) that are relevant to our audit of the financial report in Australia. We have also fulfilled our other ethical responsibilities in accordance with the Code.

Directors' Responsibilities for the Financial Report

The Directors of the company are responsible for the preparation of the financial report that gives a true and fair view in accordance with Australian Accounting Standards and the *Corporations Act 2001* and for such internal control as the Directors determine is necessary to enable the preparation of the financial report that gives a true and fair view and is free from material misstatement, whether due to fraud or error. In Note 1, the Directors also state, in accordance with Australian Accounting Standard AASB 101 *Presentation of Financial Statements*, that the financial report complies with International Financial Reporting Standards.

PKF Hacketts Audit
ABN 33 873 151 348
Level 6, 10 Eagle Street, Brisbane QLD 4000
GPO Box 1568, Brisbane QLD 4001
p +61 7 3839 9733
f +61 7 3832 1407

8 East Street, PO Box 862
Rockhampton QLD 4700
p +61 7 4927 2744
f +61 7 4927 4317

Liability limited by a scheme approved under Professional Standards Legislation. PKF International Limited administers a network of legally independent firms which carry on separate business under the PKF Name. PKF International Limited is not responsible for the acts or omissions of individual member firms of the network. For office locations visit www.pkf.com.au

PKF Hacketts Audit
ABN 33 873 151 348
Level 6, 10 Eagle Street, Brisbane QLD 4000
GPO Box 1568, Brisbane QLD 4001
p +61 7 3839 9733
f +61 7 3832 1407

8 East Street, PO Box 862
Rockhampton QLD 4700
p +61 7 4927 2744
f +61 7 4927 4317

Liability limited by a scheme approved under Professional Standards Legislation. PKF International Limited administers a network of legally independent firms which carry on separate business under the PKF Name. PKF International Limited is not responsible for the acts or omissions of individual member firms of the network. For office locations visit www.pkf.com.au



In preparing the financial report, the Directors are responsible for assessing the entity's ability to continue as a going concern, disclosing, as applicable, matters related to going concern and using a going concern basis of accounting unless the Directors either intend to liquidate the entity or to cease operations, or have no realistic alternative but to do so.

Auditor's Responsibilities for the Audit of the Financial Report

Our responsibility is to express an opinion on the financial report based on our audit. Our objectives are to obtain reasonable assurance about whether the financial report as a whole is free from material misstatement, whether due to fraud or error, and to issue an auditor's report that includes our opinion. Reasonable assurance is a high level of assurance, but is not a guarantee that an audit conducted in accordance with Australian Auditing Standards will always detect a material misstatement when it exists. Misstatements can arise from fraud or error and are considered material if, individual or in aggregate, they could reasonably be expected to influence the economic decisions of users taken on the basis of this financial report.

As part of an audit in accordance with Australian Auditing Standards, we exercise professional judgement and maintain professional scepticism throughout the audit.

An audit involves performing procedures to obtain audit evidence about the amounts and disclosures in the financial report.

The procedures selected depend on the auditor's judgement, including assessment of the risks of material misstatement of the financial report, whether due to fraud or error. In making those risk assessments, the auditor considers internal control relevant to the entity's preparation of the financial report that gives a true and fair view in order to design audit procedures that are appropriate in the circumstances, but not for the purpose of expressing an opinion on the effectiveness of the entity's internal control.

The risk of not detecting a material misstatement resulting from fraud is higher than for one resulting from error, as fraud may involve collusion, forgery, intentional omissions, misrepresentations, or the override of internal control.

An audit also includes evaluating the appropriateness of accounting policies used and the reasonableness of accounting estimates made by the Directors, as well as evaluating the overall presentation of the financial report.

We conclude on the appropriateness of the Directors' use of the going concern basis of accounting and, based on the audit evidence obtained, whether a material uncertainty exists related to events or conditions that may cast significant doubt on the entity's ability to continue as a going concern. If we conclude that a material uncertainty exists, we are required to draw attention in our auditor's report to the related disclosures in the financial report or, if such disclosures are inadequate, to modify our opinion. Our conclusions are based on the audit evidence obtained up to the date of our auditor's report. However, future events or conditions may cause the entity to cease to continue as a going concern.

We evaluate the overall presentation, structure and content of the financial report, including the disclosures, and whether the financial report represents the underlying transactions and events in a manner that achieves fair presentation.

We obtain sufficient appropriate audit evidence regarding the financial information of the entities or business activities within the entity to express an opinion on the financial report. We are responsible for the direction, supervision and performance of the audit. We remain solely responsible for our audit opinion.

We communicate with the Directors regarding, among other matters, the planned scope and timing of the audit and significant audit findings, including any significant deficiencies in internal control that we identify during our audit.



The Auditing Standards require that we comply with relevant ethical requirements relating to audit engagements. We also provide the Directors with a statement that we have complied with relevant ethical requirements regarding independence, and to communicate with them all relationships and other matters that may reasonably be thought to bear on our independence, and where applicable, related safeguards.


From the matters communicated with the Directors, we determine those matters that were of most significance in the audit of the financial report of the current period and are therefore key audit matters. We describe these matters in our auditor's report unless law or regulation precludes public disclosure about the matter or when, in extremely rare circumstances, we determine that a matter should not be communicated in our report because the adverse consequences of doing so would reasonably be expected to outweigh the public interest benefits of such communication.

PKF Hacketts

PKF HACKETTS AUDIT

SHAUN LINDEMANN
PARTNER

15 OCTOBER 2018
BRISBANE



Royal Queensland Lawn Tennis Association
trading as TENNIS QUEENSLAND
190 King Arthur Terrace
Tennyson, QLD 4105

+61 7 3120 7900



tennisqueenslandinfo@tennis.com.au



tennis.com.au/qld



/tennisqueensland



@tennisqld

