




TENNIS SA

ANNUAL REPORT 2018-2019


TENNIS SA
War Memorial Drive
North Adelaide SA 5006
PO Box 43
North Adelaide SA 5006



2016 - 2020 STRATEGIC PLAN OVERVIEW

CONTENTS

ABOUT TENNIS SA	04
TENNIS SA PRESIDENT REPORT	06
TENNIS SA CEO REPORT	08
TENNIS AUSTRALIA CEO REPORT	10
YEAR IN NUMBERS	12
NEW INITIATIVES	14
PARTICIPATION REPORT	16
PLACES TO PLAY REPORT	18
PERFORMANCE REPORT	20
COACH DEVELOPMENT REPORT	24
TOURNAMENTS REPORT	26
COMPETITIONS REPORT	28
OFFICIATING, POLICY & EDUCATION REPORT	30
TALENT DEVELOPMENT REPORT	32
MARKETING & COMMUNICATIONS REPORT	33
WORLD TENNIS CHALLENGE REPORT	34
PATRONS, COMMITTEES & AWARD RECIPIENTS	36
MEMBER CLUBS & ASSOCIATIONS	38
SUPPORTERS	40
FINANCIAL REPORT	42



STRATEGIC PILLARS



SERVICES



ABOUT TENNIS SA

OUR VISION

- We have a major event that inspires and showcases tennis linking international tennis to the “grass roots” of the game
- We are developing the next heroes of the sport
- We are introducing children to modified tennis competitions that feed grass roots associations
- We are promoting association, club and tournament tennis by assisting our affiliates to manage their competitions
- We are ensuring that our associations and clubs are developing great competitions for current and new players to enjoy
- We are engaging our volunteers and finding ways to recognize their contribution
- We are ensuring our facilities and clubs are well managed in regards to infrastructure and management models moving forward.

OUR MISSION

To showcase, promote, develop and manage the game of tennis in South Australia.

OUR VALUES

Tennis SA values are in place to make for an effective and efficient work place. They are there to ensure that we work professionally within the business and also externally with all our clubs and associations, members, sponsors and other associates of Tennis SA.

BOARD OF DIRECTORS

President

Mr Kent Thiele

Vice-President

Philip Roberts

Directors

Graham Smart

John MacKenzie

Neville Guthberlet

Neville Messenger

Natalie Morley

Kerry Morrow

Debbie Sterrey

Dr Alice Clark

LIFE MEMBERS

SAHCTL

Mr RE Dorling

Mr WLB Freeman OAM

Mr KL Litchfield

Mrs P McClean

Mr DW Plunkett

Mr NH Pope

Mr DF Robinson

Mr AE Rose

Mr L Tapp OAM

Mr AL Thompson OAM

Mr GE Whitehead

Mr L Yard JP

TENNIS SA

Mr R. Green

Mrs P. Semmens

Mr D. Dall

Mr N. Guthberlet

Mr C. Altman

Mr B. Cossey AM

Mr N. Messenger

SATA

Mr GB Addison

Mr GR Batty

Mr K Berriman

Mr LJ Bills

Mr MA Boyce

Mr FC Bromley

Mr RD Burr

Mr WH Carlier

Sir DRW Cowan KB

Mr WLB Freeman OAM

Mr O Gellert

Mr T Gray OAM

Mr MJ Groth

Mr LF Heylen OAM

Mr RB Hone ED

Mr EFW Hunwick

Mr TJM Linn

Mr B Love

Mr WN McPherson

Mr JDC Nelson

Mr FE Piper CBE

Mr JG Riordan OAM

Mr AE Rose

Mr LG Shaw

Mr AE Specht

Mr L Tapp OAM

Mr AR Thiele

Mrs GJ Thiele

Mr RL Tucker

OFFICE

War Memorial Drive

North Adelaide SA 5006

PO Pox 43

North Adelaide

Tel +61 8 7224 8100

Email: sareception@tennis.com.au

ABN: 19 103 003 187

TENNIS SA TEAM

CEO

Steven Baldas

Places to Play and Membership

Brett Hidson

General Manager - Venues & Government Relations

Lynton Franzi

Manager - Major Projects

Tammie Wightman

Administration Officer

Sarah Gullifa

Places to Play Coordinator (started May 2019)

Tournaments & Competitions

Ty Allen

Tournaments, Competitions & Officiating Manager

Dylan Hicks

Competitions Coordinator

Breanna Hassam

Tournaments Coordinator

Luke Doughty

Leagues Coordinator

Darren Sahb

Officiating Development & Policy Education

Rebeka Schaefer

Tournaments & Competitions Coordinator, and Inclusion Coordinator (started August 2018)

Participation

Matthew Fitzgerald

Participation Manager

Anne-Marie Handke

Participation Leader (South East, NETA, GDTA, Metro Lawn, Women's Mid-Week Grasscourts, Saturday Morning Men's Lawn) (finished October 2018)

Egon Loh

(Participation Leader - Eyre Peninsula, Upper Northern & Yorke, EDTA, and Inclusion Coordinator)

James Pick

Participation Leader (Hills Fleurieu, SDTA, Tennis Seniors)

Troy McNeil

Participation Leader (Lower Northern, River Murray, WDTA)

Amelia Waters

School Development Coordinator

Shane Leathem

School Development Coordinator

Marketing & Communications

Jenny Macpherson

Marketing and Communications Coordinator

World Tennis Challenge

David Hearne

General Manager

Sarah Gullifa

Marketing & Communications Coordinator (September 2018 - April 2019)

Performance and Coaching

Milo Bradley

National Head Coach

Sandon Stolle

National Academy Coach

Andrew Waters

Talent Development Manager

Warren Foote

Coach Development Manager

Amy Sneath

Coach Development Coordinator (started July 2018)

Codie George

Scholarship Coach

Tom Mabon

National Academy SA Physical Performance Coach

Thomas Perri

State Physical Performance Coach (finished December 2018)

Joel Kerley

Casual Support Coach

Scott Smith

National Academy Physiotherapist

Dr. Liz Clisby

National Academy Sports Doctor

Emily Hartley

National Academy Nutritionist

Emma Matthey

National Academy Psychologist

Hugh Haysman

State Academy Physical Intern

Carter Lisk

State Academy Physical Intern



▲ State League 2019 Grand Finalists and members of the SA Players Club

TENNIS SA PRESIDENT'S REPORT

On behalf of the Tennis SA Board, I am pleased to present the President's report for the 2018 - 2019 financial year, the fourth of my term. Well what an exciting year it has been with the Memorial Drive Anchor project, funding for the Stadium Roof and the announcement of the Adelaide International.

I can report the Board met each month during the year, except January, and discharged its governance obligations with diligence and enthusiasm. I thank my fellow Board members for their outstanding commitment, in an entirely voluntary capacity, to the sport of tennis in South Australia. A big thank you to Philip Roberts for his very significant effort as Vice President during a hectic year. I would like to thank retiring Directors Neville Guthberlet, John MacKenzie and Graham Smart for their outstanding contribution to the Board over many years, Neville in particular retiring after 23 years of service.

Tennis SA's mission is to showcase, promote, develop and manage the game of tennis in South Australia so significant time is spent on policies and activities in support of this. The Tennis SA Board has always seen the objectives of encouraging greater levels of participation, as well as nurturing talented young players in their quest to become elite players as complementary elements.

The World Tennis Challenge (WTC), which has run since 2008, has been a pivotal platform in support of our mission as it incorporated both elite

player competition and encouraged greater levels of active players of all ages and standards. The 'Be Active Challenge' attracted very high numbers again this year. This was the final year of the WTC and I would like to thank David Hearne, Alistair MacDonald and Steve Baldas for their more than capable management, often under trying circumstances. I would like to thank our major sponsor the South Australian Government via the South Australian Tourism Commission, and Tennis Australia for ensuring the event's success in 2019.

Our internally named "Anchor Project", which received \$10 million in Federal Government funding, was completed on time and on budget much to the efforts of Lynton Franzi. This reconfigured the Tennis SA and Next Generation/Memorial Drive Tennis Club courts, built a new international standard sunken show court and six match courts and created a Clay Court Centre of Excellence. This was followed up early in 2019 with the significant announcement that the SA Government would provide \$10 million of funding to enable us to build a permanent roof over the Centre Court area, matched by \$500,000 each from Tennis SA and Tennis Australia. These two projects are the platform which have allowed us to announce the incredibly exciting news that Adelaide will be the new host for the Men's ATP and Women's WTA tournaments in January immediately preceding the Australian Open. This finally means top-level professional tennis is heading back to Adelaide from

next January - we will get to see the best players in the world. Too many people have contributed to this vision over many years to thank individually but you all know who you are. The impetus this will give to the growth of tennis in South Australia is beyond measure. Exciting times indeed and I'm sure that like me, all of you can't wait for next January to come around.

The National Academy in South Australia is continuing to produce elite young tennis players and the direction taken by Milo Bradley and the team is proving invaluable, particularly in broadening the base of the talent pool by working directly with our affiliates. I would like to acknowledge the following players who represented Australia this year: Edward Winter, Charlotte Kempenaers-Pocz, Alex Despoja, Henry de Cure, Gary Nadebaum, Roger Davey and Bruce Rehn. I'm also delighted to acknowledge the following Australian Champions:

- Edward Winter - 14/u Australian Claycourt Championships – Singles and Doubles Champion and 14/u Australian Championships – Doubles Champion
 - Natasha Russell - 16/U Australian Championships – Doubles Champion
 - Amber Marshall - 18/u Australian Championships – Doubles Champion
 - 14/u Boys Australian Teams Championships, SA defeated QLD in the final.
1. Edward Winter
 2. Doni Gashi

3. Alex Despoja

4. Ralph Catipay

Team Manager: Craig Mousley

The 11th edition of the Ken McGregor Fund luncheon, held during this year's WTC event, was an outstanding success, this time held at the Adelaide Convention Centre. It was a great opportunity to acknowledge our SA Legends Club members whilst raising important funds to support promising juniors and athletes with a disability. A special welcome to the SA Legends Club's newest members in Gwen Thiele (dec), Peter McPherson and Grant Kerr – all great South Australians.

It was extremely heartening to see so many South Australians recognised on the national stage for their contributions to tennis at the Australian Tennis Awards. Well done to:

- Volunteer Achievement Award Winner - John Pick
- Coaching Excellence Performance Winner - Darren Cahill
- Most Outstanding Club Winner - Henley South Tennis Club
- Coaching Excellence Club Finalist - Domenic Marafiotte
- Excellence in Officiating Finalist - Robyn Tucker
- Most Outstanding School Finalist - Cobdogla Primary School
- Most Outstanding 35+ Tennis Senior Finalist - Dennis Haupt
- Coaching Excellence (Talent Development) Finalist - Sam Wall

In February, Memorial Drive hosted the World Group qualifying round between Australia and Bosnia and Herzegovina. Australia's success means they will play in the revamped Davis Cup finals in Spain this November. After 15 years, seeing the stands packed with spectators cheering on the Davis Cup players in Adelaide surely validates Government support for the Memorial Drive Redevelopment in what we hope is a preview of what is to come next January for the Adelaide International.

The Board is mindful Tennis SA is essentially "owned" by our affiliated Associations and clubs. The Board, in various forums, met with Association representatives throughout the year, with the aim of supporting their endeavours at grassroots levels.

On behalf of the Board, I thank Kylie Taylor, Chief Executive of the Office of Sport, Recreation and Racing and Corey Wingard, Minister for Recreation, Sport and Racing for their outstanding support. We have also enjoyed excellent support from the City of Adelaide, the City of Unley and many other organisations.

I thank the Board and staff at Tennis Australia for continuing to provide funding for a number of our activities and to work so constructively with us. The Board continues to be impressed with the performance of our CEO Steve Baldas and his staff. Particularly with the relationships they have built with our many stakeholders and with other sporting bodies with an interest in

partnering with Tennis SA in various ways. These relationships are crucial to our success in the development of our sport as well as with the new Adelaide International so I thank them for this. I also thank our past players and affiliated Associations and Club representatives with whom we have been able to work so positively with each year.

Thank you for the privilege I enjoy in serving tennis in SA.

KENT THIELE
TENNIS SA PRESIDENT



TENNIS SA CEO'S REPORT

On behalf of the staff of Tennis SA, I am pleased to present my seventh and final CEO report in my eighth year of service for 2018/19.

For the eleventh straight year, a successful World Tennis Challenge (WTC) was held at Memorial Drive Tennis Centre. Well done to Cameron Pearson, Alistair MacDonald, David Hearn, and Sarah Gullifa along with all the many volunteers for the work they all did on the event.

The WTC also gives us a wonderful opportunity to promote other events that promote tennis to the wider community. Tennis SA ran another successful WTC Kids Tennis Day which this year we combined with the official launch. WTC players Victoria Azarenka, Alexander Zverev, Borna Coric, Fernando Verdasco, Henri Leconte and Pat Cash enjoyed the day. Attendance was strong with 430 kids taking part and over 700 total attendees. Thank you to News Corp for their promotion of the day at which 200 kids received a free tennis racquet.

Tennis SA ran another successful WTC Be Active Challenge which provided a variety of tennis events in South Australia for players of all abilities, ages and backgrounds. 15 events were held over 31 days (27 Dec 2018 – 28 Jan 2019) across 18 venues across both metro and regional South Australia. Over 5,000 participants took part on 264 courts, using 2,000+ cans of tennis balls, over \$20,000 in prizemoney was on offer.

Tennis SA also hosted the WTC Legend's Lunch attended by 350 people. The event exists to raise funds for the Ken McGregor Fund (KMF) with this year's highlight being Davis Cup legend Neale Fraser and Pat Cash sharing some amazing stories. Thanks to MC Mark Soderstrom, the event raised close to \$20,000 for the KMF. Thank you to Tennis Australia, Adelaide Oval, Adelaide Strikers, Statewide Super, Superloop Adelaide 500, Elderton Wines, Grange Golf Club, Port

Adelaide Football Club, Swiss Wellness, Grill'd Norwood for your generosity towards the main auction prizes. Thank you Jenny Macpherson for running a great event.

We were once again proud to run the City of Playford Tennis International which took place directly before the WTC. The event brought 99 players to Adelaide made up of 7 South Australians, 17 Australians total, with 23 countries represented. 126 matches took place across seven days (31 Dec – 6 Jan), involving 47 staff, 35 officials, 22 volunteers, 58 ball kids, and 62 player support team members. Fans were also thrilled when Henri Leconte made a special appearance at the Kids Day and then stayed to watch the men's doubles final. Congratulations to Breanna Hassamand Ty Allen as Tournament Director on such a great event.

Tennis SA continued to promote the SA Player's Club functions with two events being run this past year. 80 guests attended our first event which was the pre-WTC cocktail function. Three new SA Legends (Gwen Thiele, Grant Kerr and Peter McPherson) were inducted into the Tennis SA Legends Club. Our second event took place at the State League Grand Final gourmet BBQ lunch with 85 guests attending. The SA Player's Club now has 270 former International, District, Pennant or State League tennis players on its database. I have personally been honoured to be part of the SA Player's Club Committee, alongside Peter Smith, Chris Altman, Barry McMillan, Ron Green, Ron Russo, Ali MacDonald and Sue Kerr.

One of Tennis SA's key objectives is to get more people to play more often and participation numbers in our core programs were very strong with the following highlights year on year from 2017/2018 to 2018/2019:

- Players competing in our Club/ Association venues increased by 19%

(this can be attributed by an increase in participant numbers but also an improvement in how we collect data)

- Coach delivered ANZ Tennis Hot Shots increased by 48%
- Tennis in Primary Schools increased by 41%
- Tennis in Secondary Schools increased by 933% (albeit a new program)
- Our Primary School partnerships increased by 21%
- Our Secondary Schools partnerships increased by 275% (again, a new program)
- Book a Court players increased by 36%
- Book a Court venues increased by 233%

Congratulations to our leadership team of Matt Fitzgerald (Participation), Ty Allen (Tournaments and Competitions), and Brett Hidson (Venues and Government Relations) for the great work they have done throughout the year.

Schools continued to be a key in our overall tennis participation strategy. A key to the success of this program was conducting 22 School Carnivals in 2018/19, compared to nine in the previous year. A major highlight was the School Carnival run in Port Augusta with 230 students from six Schools, ANZ representatives, Deputy Mayor and John Fitzgerald all attending. Also, congratulations to Cobdogla Primary School winning the ANZ Tennis Hot Shots Schools State Championship, and Elizabeth North Primary winning Tennis SA Most Outstanding School. Well done Amelia Waters and Shane Leatham in their roles as School Development Coordinators on such a great year.

Tennis SA also had a great year with several new initiatives including the very successful Blended Lines project. The purpose of the project was encouraging clubs to put down blended lines which are permanent line

markings for red and orange ball courts that create an environment where kids can learn to play tennis on smaller playing areas. Successful applicants received a 75% discount on Blended Lines installation which led to 15 clubs and 61 new blended lines courts being made.

Engagement with our club coaches was also a major focus with over 75 unique coaches attending our workshops. Jofre Porta (coached both Nadal and Moya as juniors) and Darren Cahill both held professional development workshops for coaches. Tennis SA also set records in Junior Development coaching course participants, and very strong numbers in our Club Professional Coaching course. Congratulations to Warren Foote and Amy Sneath for the passion you bring to working with our coach workforce.

The Tennis SA Awards Dinner was another huge success with Somerton Park (City/Hills) and Renmark Tintra Lawn (Rural) winning South Australia's Most Outstanding Tennis Clubs in 2019. Well done to the 18 other category winners awarded on the night. Well done to MC Tom Rehn who did a great job coordinating the evening.

Tennis SA also led the way in venue development with eight clubs benefiting from major projects in 2018/2019. Thank you to the Sport Australia Community Sports Infrastructure Grants and the ORSR Community Recreation and Sport Facilities Program which funded over \$1.3 million into helping our clubs provide inviting venues for people to play. Well done to Brett Hidson and Lynton Franzl for such a successful year.

Tennis SA continued to modernise our competition delivery in South Australia through our Competition Reform project. Tennis SA successfully delivered the Southern Districts Tennis Association Junior and Senior Competition management on a pilot basis this past year to rave reviews. Tennis SA also helped facilitate the merging of the senior competitions of Glenelg Districts Tennis Association (GDTA)

and Western Districts Tennis Association (WDTA) in 2018/19. Tennis SA was proud to announce that through process of collaboration and consultation with Eastern Districts Tennis Association (EDTA) and North East Tennis Associations (NETA) that we will manage a combined senior competition between the two Associations, as well as managing the EDTA Juniors. Congratulations to Ty Allen, Dylan Hicks and Luke Doughty for all the great work uniting our competition structure in South Australia. Thank you to our major sponsor Statewide Super for its sponsorship of women's tennis in South Australia. Our sponsorship helped promote women's tennis through wellbeing sessions held for Junior State League players. Extensive signage provided to clubs with Statewide Super branding and weekly Statewide Super Player of the week interviews posted on digital platforms, gaining significant reach.

Tennis SA also continued to grow our very successful ANZ Tennis Hot Shots Leagues competitions, designed to give children aged 7-11 years old already playing tennis the opportunity to transition from learning the game to playing matches in a fun team environment. Tennis SA was proud to show an overall increase in ANZ Tennis Hot Shots Match Play venues overall increase in percentage of players using modified ball at Association Competition level, and two workshops held with coaches regarding the transition from schools to club to our competitions.

Tennis SA also ran a very successful Club Development Conference with 91 people attending. The day was focussed on professional development for our clubs but also a chance to network and share ideas.

Diversity and Inclusion (D&I) was another key focus with the Tennis SA Board D&I subcommittee doing great things for our sport. Our objective to have at least 40% female representation on our Board was achieved as of 1 July 2018. Three leading tennis administrators Liz Campbell, Gary Stratford and Julie Day were elected in

May 2019 bringing our female Board representation to 60%. Tennis SA thanks our outgoing Tennis SA Board Directors Neville Guthberlet, John MacKenzie and Graham Smart for their incredible and selfless service over the many years they have been on our Board.

Tennis SA also ran a Women's Leadership Development Conference in November thanks to a \$10,000 funding grant offered through the Office for Recreation, Sport and Racing. Tennis SA also held an additional workshop series for nearly 70 people, mostly females attending.

The D&I work went further than gender with our Indigenous programs, blind tennis programs, multicultural programs, and D&I schools programs all producing wonderful results. Some highlights included four South Australian Indigenous representatives at National Indigenous Tennis Championships in Darwin, three South Australian representatives at the World Blind Games with one World Champion, four clubs running dedicated multicultural programs, and three D&I schools participating in our schools' carnivals.

I would also like to thank our Tennis SA President, Kent Thiele, Vice President Philip Roberts, and the rest of our Tennis SA Board for their work throughout the year.

Tennis SA is also grateful for the support from the Government of South Australia and the Office for Recreation, Sport and Racing for their continued support of Tennis SA. In particular, I thank Corey Wingard, Minister for Recreation, Sport and Racing for his passion and interest in tennis.

STEVE BALDAS
TENNIS SA CEO



TENNIS AUSTRALIA CEO'S REPORT

A MOMENTOUS YEAR

As we reflect on the past 12 months in Australian tennis, it is Queensland's Ash Barty who is on top of the world. Her victory at Roland Garros was achieved with not only class, humility and by being true to herself but also by honouring her talent, her family and her team.

For all of us involved in the sport, it was incredibly heartening to see such a wonderful athlete and role model fulfil her dream of becoming a Grand Slam singles champion and the latest world No.1. Her ascension to the top of the singles rankings began when she captured the doubles title at the US Open with American CoCo Vandeweghe, the WTA Elite Trophy in Zhuhai and shared the Newcombe Medal with Alex de Minaur – the highest honour in Australian tennis.

Ash was not the only athlete achieving great heights. Victoria's Dylan Alcott continues to make history in wheelchair quads taking to the grass at Wimbledon for the first time in doubles, capturing his second US Open crown, returning to world No.1, winning his fifth consecutive Australian Open title and taking the inaugural singles title in Paris. He continues to be an inspiration and an incredible ambassador for our country and our sport.

The past year was filled with many on-court triumphs by our Aussie players in front of a home-crowd. Alex de Minaur's maiden ATP singles title at the Sydney International, Sam

Stosur's doubles crown at the Australian Open, the largest contingent of Aussies competing in the singles main draw since Australian Open 2000, the Davis Cup team qualifying in Adelaide for the new-look finals format later this year and our Fed Cup team's 3-2 victory over Belarus in Brisbane sending Australia to the final for the first time in 26 years. Eyes around the country will be glued to Perth in November to watch our Aussie team, captained by Alicia Molik, take on France for a shot to regain the cup 45 years since our last one.

A NEW ERA IN AUSTRALIAN TENNIS

Our major focus for the past year has been increasing resources on the ground through greater investment into regional development via our Member Associations. This has led to the creation of more than 50 new jobs across the country to deliver tennis to the next generation and attract more adults back to the sport through social play.

We all know that being able to hold world-class events with more opportunities for the top players to start their season here in Australia is one of the most important factors in inspiring future generations to the sport.

With this in mind we've completely reinvented the summer and next January will be the biggest launch of the global tennis calendar with the introduction of a brand new men's teams event, the ATP Cup in Brisbane, Perth and Sydney, the new

combined men's and women's Adelaide International and improved women's events in Hobart and Brisbane.

All of this leading into the pinnacle event on our calendar, the Australian Open, and with it the rollout of our new Australian tennis strategy. We have some big ambitions to grow our sport even further over the next five years as well as introduce a women's teams event to the summer line-up. It's because of our team's hard work over the past decade that we are in such a strong position to do this.

The dedication and professionalism shown by each member of our tennis community from players, coaches, volunteers, officials, administrators and fans is nothing short of phenomenal. As we continue to invest in our sport and grow the game we all love, the commitment and cooperation you demonstrate is what allows us to build on our success.

We look forward to another momentous year ahead.

CRAIG TILEY
TENNIS AUSTRALIA CEO

▶ Anna Kalinskaya (RUS) 2019 City of Playford Tennis International Singles Champion



YEAR IN NUMBERS

STRONG GROWTH IN PARTICIPATION, ESPECIALLY IN ANZ TENNIS HOT SHOTS AND SCHOOL PROGRAMS, IS ENCOURAGING FOR THE SPORT'S FUTURE IN SOUTH AUSTRALIA.

PARTICIPANTS

75,553

EVENTS

2	MAJOR EVENTS (WTC & DAVIS CUP)
2	AUSTRALIAN PRO TOUR TOURNAMENTS
13	AUSTRALIAN MONEY TOURNAMENT
27	JUNIOR TOURNAMENTS
9	JUNIOR DEVELOPMENT SERIES TOURNAMENTS
28	TEAMS IN JUNIOR AND SENIOR STATE LEAGUE

FACILITIES

30 VENUE DEVELOPMENTS
9 BOOK A COURT VENUES LIVE

CLUBS

15,677	324
REGISTERED CLUB MEMBERS	AFFILIATED ASSOCIATIONS/ CLUBS/CENTRES/ SCHOOLS

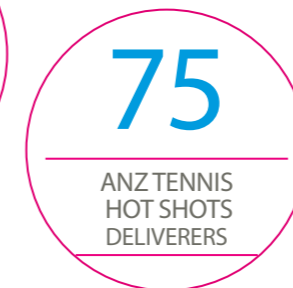
OFFICIALS



COACHES

265	COACH MEMBERS	89	QUALIFIED
47	BUSINESS	129	TRAINEE

ANZ TENNIS HOT SHOTS



SCHOOLS

PRIMARY SCHOOLS DELIVERING ANZ TENNIS HOT SHOTS	363
STUDENTS INVOLVED IN ANZ TENNIS HOT SHOTS SCHOOL COMPETITION	54,761
SECONDARY SCHOOLS IN NATIONAL SCHOOLS PARTNERSHIP	33
SECONDARY SCHOOL PARTICIPANTS	5,115

Playford Tennis Centre





NEW INITIATIVES FOR 2018/19

MEMORIAL DRIVE CENTRE COURT REDEVELOPMENT COMMENCES

On 19 May 2019 and 12 months after the 'turning of the sod' on stage one of the \$9.786 million Memorial Drive redevelopment, stage one was completed and stage two commenced. Stage two of the redevelopment includes a new woven fibreglass membrane fabric roof covering the existing stands and centre courts, four refurbished ITF standard match courts, new fencing and lighting, and improved access between the centre and outside courts during tournaments. The facility will bring vibrancy and energy to the Riverbank Precinct as a multi-purpose space for a variety of concerts, sporting activities and community events.

DIVERSITY AND INCLUSIVE TENNIS

We completed stage one of our Diversity and Inclusion strategy which addressed gender equality, specifically to achieve at least 40% female representation on the Tennis SA Board.

On 1 July 2019 we welcomed our two newest female Tennis SA Board members, Liz Campbell and Julie Day. The addition of Campbell and Day brings the Tennis SA Board in line with the Office for Recreation, Sport and Racing's aspirations that state sporting organisation boards include a minimum of 40 per cent women and 40 per cent men, with the remaining 20 per cent to be discretionary.

COMPETITION REFORM

Across 2018/19, Tennis SA continued to work collaboratively with Associations across Adelaide. The focus of the work in 2018/19 was around ensuring the ongoing suitability of delivery and opportunities to strengthen competitions in the metropolitan areas. Through these focus areas, Tennis SA collaborated with Southern Districts Tennis Association to deliver the 2018/19 SDTA Summer Competition. Tennis SA took on the administration of the SDTA Competition and worked collaboratively with the Association to ensure a smooth transition in administrative duties.

Tennis SA also worked closely with Glenelg Districts Tennis Association and Western Districts Tennis Association to drive a merger of the senior competitions. This merger was created to provide a greater depth and variety of competition for all players involved in the senior competitions. GDTA and WDTA combined to administer the competition for the 2018/19 season.

Towards the end of 2018/19 Tennis SA began the process of working with Eastern Districts Tennis Association and North East Tennis Association on a proposed merger of senior competitions as well as a move for both Associations to have their competitions administered by Tennis SA.

BLENDED LINES PROJECT

Twenty Tennis Clubs have taken advantage of the Blended Lines discounted installation. Blended lines are permanent line markings for red and orange ball courts that can be added on to existing full size tennis court surfaces. They create an environment where kids can learn to play tennis on smaller playing areas.

With nearly 80 blended lines installed, this removes the need for drop down lines, which in turn reduces time setting and packing up courts, provides consistent court dimensions and gives a professional competition look.

LEADERSHIP DEVELOPMENT CONFERENCE/SERIES

Thanks to a \$10,000 funding grant offered through the Office for Recreation, Sport and Racing, Tennis SA hosted a Leadership Development Conference in November and a series of three evening workshops for nearly 70 people. Those who attended included coaches, volunteers, officials, committee members, Tennis SA staff and even current presidents. Attendees gained expert advice and knowledge on how to be good leaders and we look forward to having a more diverse range of role models in the sport.

DAVIS CUP

South Australia hosted the Davis Cup by BNP Paribas Qualifier between Australia and Bosnia and Herzegovina on hardcourt at Memorial Drive in Adelaide from 1 - 2 February 2019.

The new-look Davis Cup format saw Australia take the win in the best of five three-set matches played over two days. Two singles matches were played on Friday, with the doubles match and the reverse singles played on Saturday. The last time Adelaide hosted a Davis Cup tie was in 2004, with Australia beaten 4-1 by Sweden in a World Group First Round tie.

SUPPORTING BLIND TENNIS

At the World Tennis Challenge Legends' Lunch held in January, Nicki Barnet from the Ken McGregor Fund Committee had the honour of presenting a cheque for \$7,000 to Nicholas Bradley, Head Coach of the Somerton Park Blind Tennis Program. This funding specifically assisted Nick and three of his South Australian blind tennis players, Ricky Segura, Mark Haskett and Dragan Bekric, to represent Australia at the third International Blind Tennis Championships in Spain in June. Segura brought home the gold medal in the B4 category, while Haskett won the bronze medal in the B2 category and Bekric made it to the quarterfinals of the B3 category.

STATEWIDE SUPER SPONSORSHIP OF WOMENS TENNIS

Tennis SA is proud to have been selected as one of 16 South Australian based state sporting organisations to receive sponsorship as part of Statewide Super's \$150,000 Women's Sports Sponsorship Program, called "We've Got This". Tennis SA's submission for sponsorship was based on boosting the profile of girls playing Junior State League and women playing State League tennis over the 2018/19 season. This included well-being workshops, social media video production for increased profiling and additional prizemoney.

BOOK A COURT GROWING SUCCESS

In 2018-19, venues wanting Book a Court installed has significantly increased due to the success of the initial four venues. We now have:

- Nine live venues (Hectorville, Warradale Park, Pt Augusta, Lutheran, Woodville Orion, Greenacres, Little Hampton, Tennis SA and Victor Harbor)
- Four currently being installed (Southbank, Ascot Park, Willunga and Morphettville Park)
- Five committed or showing high interest in installing.

As part of Tennis SA's commitment to help clubs promote Book a Court, we ran a free hour court hire promotion for venues during the second week of school holidays in June. This was a large success, giving the public access to high quality courts with lights.

▼ Doni Gashi & Edward Winter, 2019 Australian Claycourt Championships 14/u Doubles Winners



PARTICIPATION REPORT

A KEY FOCUS OF THE TENNIS SA STRATEGIC PLAN 2016 – 2020 IS TO INCREASE PARTICIPATION – MORE PEOPLE PLAYING MORE OFTEN. THE TENNIS SA TEAM, IN PARTNERSHIP WITH STAKEHOLDERS HAS DELIVERED AND FACILITATED GREAT SUCCESS THROUGH A VARIETY OF PROGRAMS AND INITIATIVES.

AFFILIATION & MEMBERSHIP

Tennis SA with full support and significant investment from Tennis Australia is pleased to continue the simple annual affiliation fee based on the number of tennis courts at the club. There were 324 affiliated bodies with Tennis SA in 2018/19, including 267 clubs, 40 associations, 14 sporting complexes and three schools.

Tennis SA and our affiliates registered a total of 15,677 club members (13,146 in 2017/18). The per court affiliation fee model offers a more flexible and innovative option and encouragement to record all club participants.

KEY NUMBERS

15,677	REGISTERED CLUB MEMBERS
267	AFFILIATED CLUBS
40	AFFILIATED ASSOCIATIONS
14	AFFILIATED SPORTING COMPLEXES
3	AFFILIATED SCHOOLS

PARTICIPATION LEADERS

The role of the four participation leaders is to be the first point of call to assist affiliates and coaches in their region and support a variety of groups in promoting tennis participation through a number of activities.

During the reporting period, unfortunately Anne-Marie Handke (Participation Leader) resigned, resulting in the team being short one FTE for over eight months.

Despite the loss of Anne-Marie, the Participation Leaders conducted 296 face-to-face visits (up by 78 visits previous year) with our affiliates during the financial year to develop strong relationships with our tennis community that resulted in 15,677 unique registrations for 2018/19 – excluding ANZ Tennis Hot Shots registrations. Important relationships were also built with STARCLUB officers to ensure our clubs had all the resources at their disposal to maintain a healthy and sustainable club

SCHOOL DEVELOPMENT COORDINATORS

Tennis SA is pleased to report we had 396 primary schools registered as part of the Australian Sports Commission Sporting Schools (Partnership & Play program) during 2018/19. Tennis SA also had 30 secondary schools register through these programs Tennis SA engaged 59,876 children (up from 38,625 in 2017/18) A huge effort from Amelia Waters and Shane Leathern.

Tennis SA also held 22 district schools competitions (up from 10 2017/18) across the state resulting in a State Final held at Memorial Drive. There were 90 children representing eight schools who participated on the day.

SYSTEMS

Book a Court system is now installed in nine venues across the state with another four currently being installed. Highlights of the system are as follows:

- Reduced administration impact to volunteers
- Increased revenue for club and secure payment method for user
- Sustainability of venues
- Greater ability to promote venues online
- Attract occasional players to your club
- Greater security for players
- Flexibility for players to access courts

Tennis SA was successful in securing funding to install 15 additional Book a Court systems across the state, over the next three years. This will significantly help activate social play at clubs and ease accessibility to quality venues.



▲ ANZ Tennis Hot Shots participants at TennisFest

CLUB DEVELOPMENT CONFERENCE

Tennis SA staged its fourth annual Club Development Conference in August 2018. The conference is a great opportunity for Tennis SA and our affiliates to jointly discuss opportunities and resolve challenges directly affecting our affiliates. Key presentations on the day included welcoming club environment, How to attract the sponsorship dollar, sharing club best practice and retention of players. A key follow up has been working with our stakeholders in communication, participation and resources. A total of 91 club members across 38 clubs attended the conference.

FREE TENNIS DAYS

Once again in 2018 Tennis Australia promoted free tennis days to all Tennis SA affiliates. This event opens the doors of clubs to the local community and encourages people of all ages and backgrounds to pick up a racquet and come and try tennis. 78 South Australian clubs registered for the event, whereby the clubs received a merchandise pack to help increase participation.

TENNIS PROGRAMS IN SA

Inclusion

Tennis SA newly appointed Diversity and Inclusion Coordinator Bek Schaefer coordinated a variety of inclusion programs

throughout 2018/19. These included the Ken McGregor Foundation, Wheelchair Pathway & Hampstead Rehabilitation Programs, State Championships for players with an intellectual disability and Special Olympics Gala Day. Multicultural programs and the development of Indigenous programs are just a few of the areas Tennis SA has invested a significant amount of time raising awareness in the D&I space. Bek & Egon also took a team of four indigenous children to Darwin to represent SA for the inaugural National Indigenous Tennis Carnival.

World Tennis Challenge & WTC Kids Day

Tennis SA celebrated the 11th World Tennis Challenge at Memorial Drive in 2019. During this event Tennis SA staff coordinated player services, venue operations, volunteers and officiating. The event was a huge success; all players had a great time. On each of the nights Tennis SA staff coordinated kids on court activities to promote Schools, Multicultural Programs and ANZ Tennis Hot SHots Matchplay.

In addition Kids Day returned, for the first time it was held on pinky flat, adjacent to Tennis SA. The location provided ample shade for children with our beautiful city and footbridge as our backdrop.

The event saw approximately 1000 children and their parents enjoy the day. 200 racquets were also given away in a promotion with the Advertiser. Children

enjoyed the Tennis SA inflatable Speed Serve, Hit the Target and ANZ Tennis Hot Shots Matchplay Dart Board. Water slides, safari train, jumping castles, face painting, balloon artists and multiple ANZ Tennis Hot Shots courts were just a few of the activities enjoyed on the day. Kids were also surprised with the local MFS bringing their fire truck on the day.

Attendees were also surprised by the entire WTC player squad at the event and socialising with everyone. A special mention to Shane Leathern and Amelia Waters for leading the team for the day's events, all had a great time.

Other promotions/activations

The Participation Team worked closely with a variety of groups to promote tennis at major activations and festivals. We again provided a wonderful tennis experience for thousands of children and families who attended the following events.

- City of Playford Tennis International
- Playford Kids Day (including the Henri Leconte appearance)
- Foundation Cup
- Country Carnival
- TennisFest
- Be Active Challenge
- Multiple Council Community Events

PLACES TO PLAY REPORT

MEMORIAL DRIVE REDEVELOPMENT

The upgrade of the Memorial Drive Tennis Club courts at Next Generation Memorial Drive has long been of strategic importance to the sport. A most proud day for Tennis SA was the official opening of the facilities on 1 May 2019 to signify the project's completion.

During the project, Tennis SA hosted a Davis Cup round for the first time in 15 years, where the Government of South Australia announced \$10m grant towards the installation of a new centre court canopy and works to enable a new ATP/WTA tournament to be staged from January 2020. An additional \$1m is committed by Tennis SA and Tennis Australia.

Work on the new roof commenced in February 2019 with demolition of the existing grandstand roofs occurring in April 2019.

With the project due to be completed in December 2019, the installation of a canopy to cover the Centre Courts, along with last year's redevelopment of the Memorial Drive Tennis Club courts at Next Generation Memorial Drive, truly anchors tennis to our traditional location for further generations.

BOOK A COURT

Book A Court is an online court booking and payment platform, which is integrated with pin pad technology placed on a court entry gate. When players book and pay for court hire online, they receive a PIN that allows them to access their court and turn on court lighting if required. The system aims to provide flexibility and ease of access to players wishing to hire a tennis court, while increasing court hire revenue and decreasing the administration burden on clubs.

At the time of reporting, Tennis SA has supported the installation of the system at the following venues:

- Ascot Park-Vermont Tennis Club (Woodforde Family Reserve)*
- Greenacres Tennis Club
- Hectorville Tennis Club
- Littlehampton Tennis Club
- Lutheran Tennis Club
- Morphettville Park Tennis Club*
- Port Augusta Tennis Association
- Southbank Tennis Club*
- Tennis SA Clay Courts
- Victor Harbor Tennis Club
- Warradale Park Tennis Club
- Willunga Tennis Club*
- Woodville Orion Tennis Club (Smith Reserve courts)

*installation scheduled

The Book a Court is a priority following outstanding results from interstate regions that have embraced the program. Tennis SA were successful in receiving funding through the State Government's Office for Recreation, Sport and Racing to install the system in 15 more venues over the next two years. As such, Tennis SA will continue to work with clubs, local councils and Tennis Australia, in the expansion of this program.

MILLSWOOD TENNIS CENTRE

"Millswood" is home to a variety of programs and events that cater for every level and ability of tennis player, including casual and public users, tournament, social and association competitions matches, as well as coaching and development programs led by qualified Tennis Australia Coach Members.

Managed on behalf of Tennis SA by TennisWorld, a business unit of Tennis Australia, Millswood maintains an extremely important place in the South Australian tennis spectrum following the merger of the SA Hardcourt Tennis League with the SA Lawn Tennis Association in 1996 that resulted in the formation of Tennis SA.

FORUMS

Throughout the year, Brett Hidson ran various forums on a range of different topics. Most of these are open to all clubs and local councils. The forums staged were Grass Court Forum (August at Kensington Gardens Lawn Tennis Club), Local Council Forum (November at Next Generation Memorial Drive, Hard Court Construction Forum (November at Next Generation Memorial Drive and Regional Tennis Forum (February in Port Pirie).

The forums included specialised in the respective areas of expertise and involved a variety of presentations, workshops and demonstrations.

ANZ TENNIS HOT SHOTS BLENDED LINES PROJECT

For particular note was the installation of the ANZ Tennis Hot Shots (ANZTHS) Blended Lines on 61 tennis courts across 15 venues.

Tennis SA invited all clubs, through an EOI process, to install blended lines on existing tennis courts, or line markings for dedicated ANZTHS courts, and be reimbursed for 75% of the cost of the line markings.

The initiative supports the national strategic objective of "managing the transition for children from ANZTHS", by encouraging a better player experience and enhance the delivery of all formats of ANZTHS.

TENNIS SA PLACES TO PLAY STRATEGIC PLAN 2019-2022

The Tennis SA Places to Play team is part of a national team that supports participation sustainability and growth through a network of welcoming tennis venues and deliverers.

Tennis is played at over 300 venues across Adelaide and South Australia, all offering a variety of facilities and services. The Tennis SA Places to Play Strategic Plan 2019-2022 has been developed to guide the accountable provision and sustainable management of places where tennis is accessible so to benefit the whole community.

The plan delivers a set of broad expectations for Tennis SA affiliated bodies, all levels of Government and other key stakeholders to work collaboratively and clearly

communicate on proven and innovative actions that will:

- Improve the quality of existing facilities
- Enhance our partnerships
- Ensure an appropriate spread of quality venues across the state
- Plan and develop new facilities in major growth areas, schools and community spaces

Tennis SA is preparing to undertake an audit of tennis facilities across the state and continue the work on forming strong relationships and leveraging the resources available for clubs and local councils from Tennis SA and Tennis Australia.

VENUE DEVELOPMENTS

During 2018/19, over 30 venues around South Australia were developed or upgraded, with funding assistance from parties including local councils, Office

for Recreation, Sport and Racing, Tennis Australia and the respective clubs.

The Office for Recreation, Sport and Racing were again a wonderful supporter of South Australian tennis through the reporting period. Through a variety of state funding programs, \$300,000 was paid to community tennis infrastructure projects. In addition to this, almost \$1.2m was received from federal funding programs, most notably the Community Sports Infrastructure program.

Tennis Australia continues to set themselves apart from other national sporting bodies through the provision of financial assistance to clubs, local government and schools for facility development and redevelopment projects, via the National Court Rebate. Aligned with the ORS funded projects, the program has committed \$160,000 to these projects.



PERFORMANCE REPORT

SOUTH AUSTRALIA CURRENTLY HAS SIX MALE AND 11 FEMALE ATHLETES COMPETING WITH AN ATP/WTA/ITF WORLD TENNIS TOUR SINGLES RANKING, WITH TWO MORE SOUTH AUSTRALIANS COMPETING WITH A DOUBLES RANKING ONLY.



▲ Michael Smith & Jonas Hahn, 2019 Australian Claycourt Championships 12/u Doubles Winners

As at July 2019, South Australian ATP/WTA/ITF World Tennis Tour rankings are as follows:

ATP

150 Alex Bolt (274)
185 Thanasi Kokkinakis (200)
312 Luke Saville (83)
427 Brad Mousley (333)
Lleyton Hewitt (258)

WTA

Amber Marshall (659)

ITF WORLD TENNIS TOUR RANKING

MEN

1287 Lawrence Bataljin (1215)
1389 Mislav Bosnjak (1382)

WOMEN

495 Amber Marshall (476)
586 Charlotte Kempenaers-Pocz
895 Natasha Russell
1127 Madison Frahn
1135 Olivia Ley
1241 Tayla Whitehouse
1517 Jasmine Adams
1585 Sophia Fry
1733 Tully Richter
1733 Maggie Pearce (823)
1978 Alexandra Cannizzaro
Alexandra Walters (1176)

*Brackets indicate doubles rankings

Some outstanding results include:

Alex Bolt

2019 Nanchang Challenger 80 Doubles Finalist
2019 Indian Wells Masters 1000 Singles Qualified > Second Round
2019 Indian Wells Challenger 125 Singles QF

2019 Australian Open Singles Received Wildcard made R32
2018 Traralgon Challenger Singles SF

2019 Fairfield Challenger Singles Finalist

Thanasi Kokkinakis

2019 July Winnetka Challenger 80 Singles SF

2019 Australian Open Singles Qualified

2018 Las Vegas Challenger Singles Winner

2018 Aptos Challenger 100 Singles & Doubles Winner

Luke Saville

2019 Seoul Challenger 100 Doubles Winner

2019 Anning Challenger 125 Doubles Winner

2019 Zhangjilang Challenger 80 Doubles Winner

2019 Zhuhai Challenger 80 Doubles Finalist

2019 Yokohama Challenger 80 Doubles Finalist

2019 Chennai Challenger 80 Doubles Finalist

2019 Launceston Challenger 80 Singles SF Doubles Winner

Bradley Mousley

2019 Canberra Challenger 80 QF

2018 Zhangjilang Challenger Doubles Finalist

Amber Marshall

City of Playford Tennis International 25k Doubles Finalist

JUNIOR ITF WORLD TENNIS TOUR RANKING

BOYS

568 Edward Vo
981 Callum Gale
1197 Edward Winter
1283 Stefan Bianchet
1575 Alex Carroll

GIRLS

90 Amber Marshall
250 Natasha Russell
506 Charlotte Kempenaers-Pocz
589 Tayla Whitehouse
701 Maggie Pearce
960 Jasmine Adams
1589 Meeka Marshall
1974 Chloe Schwarz

JUNIOR INTERNATIONAL RESULTS

Amber Marshall

2018 Oceania Closed Junior Championships Singles Winner
Doubles Winner

2018 Australian Winter International ITF Singles QF
Doubles Winner

2018 Chuncheon Korea Singles QF

2018 Nagoya Japan Singles QF
Doubles Finalist

2019 Australian Open Juniors Singles and Doubles - Played
2019 J1 Nonthaburi Singles QF

Callum Gale

2018 Vanuatu Junior International Open Singles QF Doubles Finalist

2019 J4 Wellington Singles QF
Charlotte Kempenaers-Pocz

2018 Australian Winter International ITF Singles QF
Doubles SF

2018 NSW Junior International ITF Singles QF Doubles Finalist

2019 Australian Open Juniors - Played

2019 Limelette Belgium Singles QF

2019 Brushkobel Germany Singles QF Doubles Winner

2019 Aarhus Denmark Singles Finalist

Edward Vo

2018 NSW Junior International Singles QF Doubles Winner

2018 Canberra junior International Doubles SF

2019 Auckland New Zealand Doubles SF

2019 J5 Darwin Singles SF, Doubles Winner

2019 J4 Brisbane Singles QF
Doubles SF

Edward Winter

2019 Noumea New Caledonia Singles QF

2019 J5 Darwin Singles QF
Jasmine Adams

2019 J5 Darwin Singles QF Doubles Finalist

2019 J4 Brisbane Singles QF
Doubles SF

2019 J4 Gold Coast Doubles Winner

2019 J4 Gold Coast Doubles Winner

Maggie Pearce

2018 Canberra Junior International Singles QF Doubles Finalist

2018 NSW Junior International Singles SF Doubles Winner

2018 Perlis Malaysia Doubles Winner

Natasha Russell

2018 Canberra Junior International Doubles Winner

2019 Australian Open Juniors Doubles Played

2019 Christchurch NZ Singles Winner

2019 Mornington Australia Doubles Finalist

2019 J5 Darwin Australia Singles Finalist Doubles Winner

2019 J5 Darwin Australia Singles Winner Doubles Winner

2019 J4 Brisbane Singles QF
Doubles Winner

Stefan Bianchet
2019 J5 Darwin Singles Finalist

JUNIOR INTERNATIONAL REPRESENTATION

BOYS

Alex Despoja
2019 World Junior Teams Event Qualifying Thailand, 2019 World Junior Teams Final Europe

GIRLS

Charlotte Kempenaers-Pocz
2018 WTA Future Stars Camp Singapore
Meeka Marshall
2019 Career Pathways Tour America

PERFORMANCE REPORT CONT.

JUNIOR NATIONAL RESULTS/REPRESENTATION

NATIONALS

Piper Khouri
2018 Claycourt Championships
12/U QF Doubles SF

Elim Yan
2018 Claycourt Championships
12/U QF

Meeka Marshall
2018 Claycourt Championships
14/U QF

2019 Claycourt Championships
14/U QF

Mia Tsoukalas
2018 Claycourt Championships
14/U QF

Amber Marshall
2018 Hardcourt Championships
- December Showdown 18/U QF
Doubles Winner

Charlotte Kempenaers-Pocz
2018 Hardcourt Championships -
December Showdown 14/U Finalist

2018 Hardcourt Championships
- December Showdown 16/U
Doubles SF

Edward Winter
2018 Claycourt Championships
14/U Finalist

2019 Claycourt Championships
14/U Winner

Edward Vo
2018 Hardcourt Championships -
December Showdown 16/U QF

Oscar Wang
2018 Hardcourt Championships -
December Showdown 12/U SF

Doni Gashi
2018 Hardcourt Championships -
December Showdown 14/U QF &
Doubles SF

2019 Claycourt Championships -
14/U Singles QF

Natasha Russell
2018 Hardcourt Championships
- December Showdown 16/U QF
Doubles Winner

Oscar Wang & Gavin Zhang
2018 Hardcourt Championships
- December Showdown 12/U
Doubles SF

Michael Smith & Jonas Hahn
2019 Claycourt Championships
12/U Doubles Winners

Blake Hanlon & David Reutlinger
2018 Claycourt Championships
12/U Doubles SF

Doni Gashi & Edward Winter
2018 Claycourt Championships
14/U Doubles SF

2019 Claycourt Championships
14/U Doubles Winners

2018 STATE TEAMS (DECEMBER SHOWDOWN)

14/u Mary Hawton Cup:
Meeka Marshall, Mia Tsoukalas,
Madison Schwarz, Chloe Schwarz
Coach: Codie George

14/u Sproule Stephens Cup:
Winners
Edward Winter, Doni Gashi, Alex
Despoja, Ralph Catipay
Coach: Craig Mousley

12/u Margaret Court Cup:
Ioanna Papastamouli, Jesse Vo,
Emily Glavas, Sukhi Venkatesh
Coach: Dora Kiparoglou

12/u Rod Laver Cup:
Noah Coghlan, Oscar Wang,
Christian Salmeron, Blake Hanlon
Coach: Andrew Waters

2019 STATE TEAMS (JUNE GOLD COAST)

13/u Mary Hawton Cup: 3rd Place
Elim Yan, Piper Khouri, Ioanna
Papastamouli
Coach: Codie George

13/u Sproule Stephens Cup:
David Reutlinger, Noah Coghlan,
Blake Hanlon
Coach: Andrew Waters

11/u Margaret Court Cup:
Sari Barilla, Diana Badalyan, Sukhi
Venkatesh
Coach: Sharon Hambly

11/u Rod Laver Cup: 3rd Place
Minh-Duc Nguyen, Bryan Dickson,
Billy Williams
Coach: Todd Langman

BRUCE / PIZZEY CUP

Tennis SA has continued to employ the coach for the Primary & Secondary School National Teams Championships. Within the respective 2018/2019 period, the Pizzey Cup was led by Club Professional and Tennis SA Contract Coach Sharon Hambly (placing 4th), and the Bruce Cup team was led by Club Professional and Tennis SA Contract Coach Sam Wall (placing 2nd - best result since 1990).

KEN MCGREGOR FUND

The Ken McGregor Fund was established by Tennis SA in 2010 to foster the development of our athletes with a disability and next generation of champions.

This year \$21,000 in grants have been paid to the following South Australian athletes;

- Jasmine Adams
- Alana Repanich
- Oliver Douglas
- Blind Tennis Team Australia:
 - Nicholas Bradley (Coach)
 - Ricky Segura
 - Dragan Bekric
 - Mark Haskett
- Charlotte Kempenaers-Pocz
- Amber Marshall
- Ardia Mead



▲ Blind Tennis Team Australia - Dragan Bekric, Mark Haskett, Ricky Segura, Nicholas Bradley (Coach)

COACH DEVELOPMENT REPORT

COACH MEMBERS

47	BUSINESS
89	QUALIFIED
129	TRAINEES
251	TOTAL

WORKSHOP PARTICIPATION

75	MEMBERS
1	NON-MEMBERS
57	MALE
18	FEMALE

COMMUNITY COACHING

5	COURSES
57	ATTENDEES

Coach membership in South Australia increased to 265 financial coaches by the end of the 2018-19 year, the coach numbers, 47 Business, 89 Qualified and 129 Trainee members.

Tennis Australia continues to maintain the highest possible standard in professionalism by having all qualified coaches compliant. Coach members must hold a recognized First Aid qualification and Police clearances (National Police Check and DCSI clearance) as a compulsory requirement of coach membership. In the year ahead of us, all coaches will be required to complete an on-line course "keeping the tennis community safe" refresher as part of the membership renewal to ensure that tennis as a sport continues to be at the forefront in providing a safe environment for children and adults to play the game we love.

Professional Development remains a focus for the Coach Development team 18 workshops presented to 75 unique coaches in the last 12 months, 25 more coaches than the same time last year. Two highlights were Jofre Porta (Rafael Nadal and Carlos Moya's developmental coach) who had 44 coaches attend his workshop and our own Darren Cahill who presented a fantastic workshop with 40 coaches in attendance, Darren talked about his time coaching Andre Agassi, Lleyton Hewitt and Simona Halep. He was joined at the end of the presentation by John Fitzgerald, between them they talked about Davis Cup and what it meant to them, quite pertinent as the Davis Cup tie was played on centre court that evening.

COACH MEMBERS

Qualified and non-qualified (Trainee) coaches are the backbone of the participation and performance programs in clubs across the state. These coaches help deliver the Tennis Australia programs such as ANZ Hot Shots (75 deliverers), Cardio Tennis (50 deliverers) National Schools Partnership Program (396 schools) at both the Primary and High School level and 44 Community Play Clubs.

COURSES

In 2018-19, two Foundation Coach courses were held with 16 participants, this course is a five hour course targeting you aspiring coaches who are helping at their club.

The Community Coach Course (CCC) was delivered five times in the last year, all in metropolitan Adelaide, this included two female only courses, a course at Henley High School and two other courses held at Tennis SA. A total of 57 coaches attended these courses which are conducted over three days, these coaches receive a Trainee membership as part of the course fees.

In 2019 two Junior Development Courses (Cert III Sports Coaching) were offered, with 16 participants involved, including three female coaches. The options of participating in a course being held on weekends as has been the tradition, and a new offer of a week day course (Mondays) which has been well received with six coaches choosing this option. One female coach received financial assistance via the Presidents Female Scholarship program in 2019. It is expected that this scholarship will once again be offered in 2020.

A Club Professional Coaching course saw eight coaches participate (including one coach from the Northern Territory) in the course which started in July 2018, most of the coaches have now finished in July 2019 with the remaining few to finish in August. There will be another Club Professional Course offered in 2020.

A new initiative by Tennis Australia has been to offer the Next Gen program which allows coaches interested in moving to the High Performance course an opportunity to understand the level of competency required to be successful in this course. South Australia has two coaches invited to participate in this program (on female and one male).

The appointment Amy Sneath, as Coach Development Coordinator in July 2018 has been an enormous help to the Coach Development team, assisting in the delivery of more courses, workshops and attending to the needs and queries of coaches across the state.

▼ Community Coaching Course graduates



TOURNAMENTS REPORT

2018/19 has been a busy year for the tournaments team in South Australia, with highlights including the second City of Playford Tennis International and the 25th edition of the Nyrstar Port Pirie Tennis International.

AUSTRALIAN MONEY TOURNAMENT

Thirteen Australian Money Tournaments (AMT) were held with over \$75,000 in prizemoney earned by players. Platinum level AMTs were held at Playford Tennis Centre and Tea Tree Gully Tennis Club.

Three AMTs sat alongside the City of Playford Tennis International as part of the Be Active Challenge. These tournaments were held in Tea Tree Gully, Seaside and Peake Gardens, attracting strong fields on a state, national and international level.

JUNIOR DEVELOPMENT SERIES

Held as an introduction to tournament play, nine Junior Development Series tournaments were held around the state with an average of 40 players per tournament.

JUNIOR TOURNAMENTS

Twenty seven Junior Tournaments (JT) took place around the state for players aged 18-and-under. This was an increased number from 25 in 2017/18.

Metropolitan Adelaide tournament entry numbers remained steady, with an average of 144 participants across 24 tournaments. Six gold level Junior Tournaments were held throughout the year, with venues including Playford Tennis Centre, Tea Tree Gully Tennis Club, Seaside Tennis Club and Henley South Tennis Club.

Eight regional tournaments were held in Littlehampton, Strathalbyn, Gawler, Renmark, Mount Gambier, Port Lincoln and Port Pirie, with an average of 107 participants in each event. The number of regional tournaments was increased from previous years and formed a key part of the Foundation Cup pathway.

CITY OF PLAYFORD TENNIS INTERNATIONAL

Tennis SA and Tennis Australia, in conjunction with the City of Playford, TennisGear and Playford Tennis Club, hosted the City of Playford Tennis International from Saturday 31 December 2018 to Sunday 6 January 2019.

Rogério Dutra Silva (BRA) and Anna Kalinskaya (RUS) were crowned the 2019 City of Playford Tennis International Singles Champions, following an outstanding week of tennis action.

Tenth seed Dutra Silva defeated Germany's Mats Moraing 6-3 6-2 in the men's singles final, while third seed Kalinskaya overcame [6] Elena Rybakina (KAZ) 6-4 6-4 in the women's singles final.

In the men's doubles final, local favourite Luke Saville (Cobdogla, SA), along with Max Purcell (NSW), defeated fourth seeds Ariel Behar (URU) and Enrique Lopez Perez (ESP) 6-4 7-5, with the Italian pairing of Giulia Gatto-Monticone and Anastasia Grymalska claiming the women's doubles title with a 6-2 6-3 win over Lulu Sun (SUI) and South Australia's 17-year-old Amber Marshall.

Our sincere thanks to the City of Playford, TennisGear, Playford Tennis Club and to all who made this tournament such an amazing success in its second year.

2019 PORT PIRIE COME SEE.CHANGE TENNIS INTERNATIONAL

Pro Tour tennis returned to Port Pirie as The Port Pirie Come See Change Tennis International took place at the Port Pirie Tennis Association from 11-17 February 2019.

America's Jennifer Elie headlined the field, which also featured South Australian locals Amber Marshall, Natasha Russell as well as 14 year old junior and Semi-Finalist, Charlotte Kempnaers-Pocz.

Sunday's singles final was played in perfect conditions, with Lulu Sun (SUI) defeating Elie 6-2 6-3 to win the event. This was to be the first career ITF Singles title for 17 year old Sun who also went on to win the week after in Perth, WA.

The doubles on the same day featured both Australian and international players, with the pairing of Valentina Ivanov (NZL) and Amber Marshall crowned the champions, prevailing 7-5 6-2 over Patricia Boentgen (GER) and Lisa Mays (Vic).

The week-long event gave local tennis fans the opportunity to get up close to some of the world's best up and coming players as they competed for USD\$15,000 in prize money.

The event was fantastically supported by major sponsor Port Pirie Council. The Port Pirie Tennis Association did a fantastic job in ensuring all the players, officials and tournament spectators had an enjoyable week. Over 100 local school children also participated in the Inaugural ANZ Tennis Hot Shots Pirie District School Carnival at the tournament on quarter final day.

WTC BE ACTIVE CHALLENGE

Provided a variety of tennis events in South Australia for players of all abilities, ages and backgrounds.

15 events were held over 31 days (27 Dec 2018 – 28 Jan 2019) across 18 venues across both metro and regional South Australia

WTC Be Active Challenge Fast Facts:

- 5000+ participants
- 264 courts
- 2,000+ cans of tennis balls used
- \$20,000+ in prizemoney
- Country Carnival – attendance by Borna Coric

WTC COUNTRY CARNIVAL

The Country Carnival is an opportunity for players to represent their Association and participate in a competitive, yet fun and enjoyable environment.

Kensington Gardens Lawn Tennis Club and East Torrens Kensington Gardens Tennis Club hosted Country Carnival for the second time from 3-7 January where players participated in both teams and individual events catering for juniors and seniors and compete for the John Fitzgerald Shield.

This year's winners were The Hills Tennis Association.



▲ Hills Tennis Association, Winners of the John Fitzgerald Shield

COMPETITIONS REPORT

STATEWIDE SUPER STATE LEAGUE

The 2018/19 Statewide Super State League season was another strong display of high level tennis played between the best players in South Australia. The men's season was a tightly contested with only four premierships points separating second from sixth spot at the conclusion of the home and away season.

In the men's competition the Grand Final saw Glenlea take on Broadview in what was a fantastic display of elite level tennis. Glenlea's number one and former US College player Jack Schipanski got his team off to a strong start when he defeated current touring player Mislav Bosnjak in an outstanding display of counter punching tennis. Glenlea's Josh Boots and Edward Winter followed up with singles wins to get them over the line for the 2018/19 State League Men's Premiership.

The 2018/19 Statewide Super State League Women's Competition saw six teams competing. It was another season of fantastic tennis in the women's competition with a mix of younger players emerging and the more seasoned competitors setting the standards of the competition.

The women's Grand Final saw The Drive take on Pembroke in a battle of the reigning premiers up against Pembroke, a newly formed team made up of top level junior players. Rising South Australian female player Amber Marshall from Pembroke TC proved too strong for State League Player of the Year Melanie Clayton at number one single to set up a tightly contested tie. At number two singles, Meeka Marshall took the first set against Melissa Beadman before Beadman rallied to take out the match in three sets. The Drive's Jasmine Adams took out her singles match to edge her team ahead before the experience of The Drive got them over the line to take out the 2018/19 State League Women's Premiership.

Players of the Year for the 2018/19 State League Season were;

Statewide Super State League Female Player of the Season: Melanie Clayton - The Drive

State League Male Player of the Season: Mislav Bosnjak - Broadview

JUNIOR STATE LEAGUE

Tennis SA kicked off the season of Junior State League, with players seeing the best juniors in South Australia compete against each other over 14 rounds.

The boys competition consisted of eight teams with four making the finals. Seacliff were able to win well against Trinity Gardens after going down in last year's grand final.

The girls competition consisted of six teams, with Seacliff able to win a close four game match over Pembroke.

Seacliff Tennis Club were able to take out the premierships for both the boys and the girls competition in the same year for the first time.

Jasmine Adams from Seacliff won the girls Junior State League Player of the year and Stefan Bianchet from Glenlea took out the boys award.

METRO LEAGUE

In 2018/19, the men's competition consisted of four divisions comprising of 34 teams. The women's competition consisted of two divisions and 14 teams.

Tennis SA hope that all participants enjoyed their time competing in the across Association competition.

Aeron Martinovic from Hallett Cove won the Men's Open Player of the Year and Ivana Draskovic from Golden Grove took out the Women's Open Player of the Year.

Tennis SA would like to acknowledge the Metro League Committee made up of Neville Messenger (Chairperson), Anne Morgan (SDTA), Joyce Buchan (NETA), Darren Wunderer (WDTA), Ann Langman (Metro Lawn), Gary Stratford (EDTA) and Roger Davey (GDTA).

WINTER PENNANT

Tennis SA hope all teams who are competing in the 2019 Tennis SA Winter Pennant season are enjoying their tennis.

The 2019 season consists of 248 teams competing each week over 14 rounds. All participating clubs are to be commended for the excellent sportsmanship and the spirited competition that is being shown throughout the season.

Tennis SA would also like to thank the club volunteers who looked after their respective teams during the season.

The Winter Pennant Grading Committee is made up of Dylan Hicks and Mike Daws who liaise with each of the Association Competition Coordinators in grading teams.

TENNISFEST

Tennis SA hosted TennisFest at Playford Tennis Centre from Thursday 15 November to Wednesday 28 November 2018.

A total of thirteen individual and team events, four schools events, two professional development opportunities, five activations and the return of the ever-popular Australian Open trophies Norm and Daph featured at TennisFest, creating a truly inclusive and diverse event offering opportunities for people of all ages, abilities and backgrounds to get involved.

TennisFest went regional for the first time in 2019, making a special trip to the Eyre Peninsula to surprise ten-year-old Eva Schmucker. Eva got the surprise of her life when the TennisFest team along with Norm and Daph paid a visit to Cowell Area School to announce her as the winner of the TennisFest design competition during a special school assembly.

MATCH PLAY LEAGUES

During the 18/19 summer season Tennis SA continued the delivery of ANZ Tennis Hot Shots Match Play Orange Ball Leagues in Glenelg Districts Tennis Association, Western Districts Tennis Association and Southern Districts Tennis Association.

The response to the Orange Ball competition continues to be positive with the WDTA orange ball league consisting of eight teams, the GDTA orange ball league consisting of 14 teams and the SDTA orange ball league consisting of 41 teams across five divisions. These Match Play Leagues were Term length seasons, with a home and away format and if fixtures allowed the first and final rounds being played at one venue to create atmosphere, which allowed for presentations.

FOUNDATION CUP

The 2018 Foundation Cup was played over four days on the courts of the Berriview Lawn Tennis Club in perfect weather conditions.

152 children across six regions, Eyre Peninsula, Upper Northern & Yorke, Lower Northern, River Murray, South East & Hills Fleurieu competed in Super 10's, 13/u Mixed, 15/u Mixed and 17/u Mixed teams event and individual tournament. Previously the boys and girls have competed separately in each age group but for the first time the 13/u, 15/u and 17/u combined their boys and girls. The new formats brought teams together and added a great social experience that they wouldn't usually experience.

One player from each division was awarded the prestigious Kevin Schwarz Sports person

Award. This award is presented to the boy and girl who show the best sportsmanship on court and is voted on each round by the opposing team.

The winner of the 13/u Boys award was Obe Weir from Hills Fleurieu on eight votes just edging out a close five-way tie for second with Sebastian Henderson, Lachlan Maynard, Stefan Vallelonga, Max Jericho and Zayne Young finishing on a close seven votes.

The winner of the 13/u Girls award was Olivia Wuttke, from Lower Northern on eight votes, finishing ahead of another tie for second, this time with Kierra Schuman, Jorja Mitchell and Alice Tentye just missing out finishing on seven votes.

The winner of the 15/u Boys award was Arley Byass from the Eyre Peninsula finishing on a massive 10 votes, which he polled in every single round. A close runner up was Harry McClean from the River Murray on nine votes.

The 15/u Girls award ended in a tie up the top with Charlotte Nicholls from Hills Fleurieu and Emily Edwards from the South East finishing on seven votes.

The 17/u Boys winner was won by Zeke Mumford from Lower Northern finishing on four votes. In a close tie for second with Tomas Barry, Call Maczowiack, Ethan Shultz and Jack Cockington just missing out.

The 17/u Girls was tied up the top with Chloe Lamond from Lower Northern and Halle Collins from the South East finishing on four votes.

Spotlight on... 10/u Green Ball State League

In 2018/19 Tennis SA delivered the inaugural 10/u Green Ball State League. The purpose of this offering is to provide a competition product which encourages Adelaide's best 9 to 10 year old players in the State to compete against each other in a team based competition whilst using the green ball.

The competition was played term based in Term Four and Term One and delivered as a pilot, it consisted of eight boys and six girls teams and a second division in Term One was opened up for the boys which consisted of four teams.

The response from clubs and parents were positive, with the 10/u Green Ball State League being delivered as a full length competition for season 2019/20.



OFFICIATING, POLICY & EDUCATION REPORT

OFFICIATING

In 2019/2020 the following accredited courses were run in South Australia:

- Two Court Supervisor courses
- Two Line Umpire level D courses

These courses were well attended and were followed by training and assessments resulting in:

- Seven new Line Umpires
- Six new Court Supervisors

Many South Australian officials continued their progression and development through officiating. Robyn Tucker continued her journey in refereeing by achieving international credentials as an ITF White Badge referee. Jim Goode won the Tennis SA Excellence in Officiating Award as well as the prestigious Phil Read Trophy for Outstanding Service in Officiating in SA. Once again, several SA line umpires were selected for the 2019 Australian Open with Casey Anspach making the men's singles final and Ian Curran officiating in the women's singles final.

TOURNAMENT SERVICING

Tennis SA were able to meet service requirements at all Australian Rankings Tournaments including tournaments in regional areas at Port Augusta, Port Pirie, Renmark and Mount Gambier. Tennis SA continued to service tournaments with Chair Umpires and Line Umpires at an 85% efficiency rate. The minimum servicing of these tournaments with referees and court supervisors was also met. Court Supervisors were also used at all State League Men and Women minor rounds, as well as all finals.

POLICY EDUCATION

The position of the Policy & Education Officer is designed to guide and educate clubs throughout SA in implementing policies approved by Boards at both national and state level ensuring tennis is played in a safe and enjoyable environment.

Child safety continues to be monitored by the TA Integrity department and the Policy & Education Officer at Tennis SA with support from Tennis SA staff. Compliance with national policies and state government legislation through appropriate screening and Child Safe Environments further accentuate the emphasis on all participants feeling safe in our tennis environments.

An updated national Extreme Weather Policy was released by Tennis Australia earlier this year and was communicated to all clubs and associations in SA with additional heat criteria for the localised South Australian climate.

The Member Protection and Disciplinary Policies were also enforced through investigation and hearings of player, parent and spectator behaviour.



TALENT DEVELOPMENT REPORT

TALENT SQUADS

The NIS (Nothing is Impossible Squad) is conducted year round Monday and Tuesday 6.30am until 8.30am for selected and identified 12 and under boys and girls. Invited players train with Tennis Australia staff, Talent Development/Private coaches and Strength and Conditioning Staff whilst experiencing the high performance environment. This squad forms an important entry level into the high performance structure, and player's transition into the state and national academies from this program.

This year, 40 players were involved in the squads with 16 transitioning into the State squad program. Players also undertake regular stakeholder meetings with the player, parents, coach and staff all involved to assess technique, review weekly schedule and develop a yearly tournament plan.

Talent players also train within the state program each afternoon and in 2018/2019 players were invited through a new tier system. Rolled out nationally, players achieve Tier 1, Tier 2 or Tier 3 status and dependent on achieved level depends on training load offered.

New initiatives through this squad included filming of sessions to send videos to coaches in regional and metropolitan areas for coach development, a modified AMS (Athlete Management System) app to track player vital statistics such as wellness, serve loads, injuries, other sports and sleep.

The program has also developed a relationship with The University of South Australia to allow Sports Science Students (Bachelor of Applied Science – Human Movement) to complete valuable working

hours as part of their internship.

SUPER 10s

Super 10s continues to be a popular development opportunity for the state's best 10/u children with two seasons held annually in May and November.

The 16 boys and 16 girls were selected post challenge day and camps to play in four teams in the competition with each team having a Tennis Australia qualified and experienced team manager who was able to coach the players as they were playing on the court.

Parents had information sessions on development philosophies, tournament pathway and training schedules.

A new selection and trial process has been implemented using local identified and promoted tournaments as a guide for selection. Tournament play, player performance and behaviour at trials and camps are considered towards selection. This new initiative proved to increase tournament entry numbers at the identified tournaments and made selection easier based upon results. It also enabled capture of more players, with over 150 players registering for the events.

At the end of the November season, four boys and four girls were chosen to be part of the National Super 10s Camp to compete and train in the second week of the Australian Open at Melbourne Park. The new look National Super 10s Camp removed the state versus state concept and included camp style training, increased matchplay with an improved, more even competition and more enjoyable experience for the young players.

11/U SYDNEY TOUR

In early 2019, eight 11/u players were selected for the Sydney tour to compete against New South Wales in the Jaslyn Hewitt-Shehadie and Sandon Stolle Test Match Trophy.

Players competed in a Gold tournament over four days and a two day team event against the New South Wales players. The tour objectives included players learning independence, travel experiences, teamwork and resilience all whilst competing. This was a highly successful initiative and the South Australian players came close but were unable to overcome the NSW team who were presented with the trophy on centre court during the Apia International. This tour will be replicated in South Australia early in 2020 with the NSW team coming to SA for a similar tour in and around the Adelaide International event.

12s CHALLENGE CUP

As part of TennisFest the 12s Challenge Cup is a fast paced intense competition for South Australia's best 12 and unders. For the second year the 12' Challenge Cup hosted eight boys and eight girls who form two player teams to compete in timed matches of mixed doubles and singles for the trophy.

NATIONALS AND TEAM EVENTS

Once again South Australia has performed well at a national level in both individual and team events. Players in the Talent space represented in Claycourt, Grasscourt and December Showdown Hardcourt Nationals with over 20 players across each event/age draws in the 12/u and 14/u events.

Notable team mentions include the 14/u boys winning the team event in December and the 12/u Bruce Cup team placing second, our best result since 1990.

QUEENSLAND TOUR

In early July 2018, 16 players (aged 12/u and 14/u) and four staff/coaches embarked on a two week tournament, team and development journey to Queensland. The group successfully competed in the Brimblecombe shield a team event against academy players and then competed in the Rod Laver lead in and Rod Laver tournaments. The Tournaments had between 700 – 1000 players respectively from all states plus many international players.

The tour was highly successful in achieving and improving teamwork within the SA playing group, teaching players professional on the road skills, quality tournament play against new opponents and an overall hard training block in the Queensland sunshine.

TALENT DEVELOPMENT CAMPS

Over 420 children and more than 20 coaches had unique experiences at Talent Camps throughout 2018/19 in metropolitan and regional areas.

The camps are designed to engage and impact players, parents and private coaches across a variety of developmental themes. Throughout the camps players develop new skills on and off the court which includes mental strengthening, mental awareness, dealing with pressure, nutrition and teamwork.

REGIONAL TALENT DEVELOPMENT CAMPS / FOUNDATION CUP

The Foundation Cup continues to be the ideal vehicle to impact on regional players, parents and coaches.

New initiatives included a July camp and tournament in 2018 with each region selecting four players (two boys and two girls in 13/u and 15/u age groups) to take part in the two day intensive camp followed by a bronze level tournament. Feedback was very supportive and the camp will be planned to grow and expand in 2019.

The regional players also had access to two allocated days to train within the Talent, State and National training environments. Each region had the opportunity to send four players on a Monday and Tuesday to be involved in squads, fitness testing, strength and conditioning, technical analysis and wellbeing activities.

This year Codie George (State Scholarship Coach), Warren Foote (Coach Development Manager) and Andrew Waters (Talent Manager) visited each of the six regions to assist with trainings, coach and parent education sessions and support the pathway.

It is planned that this area will grow with increased visits, camps, workshops and tournaments in the future.

The Foundation Cup event, held at Berri-View Tennis Club, had 150 junior players, 12 regional coaches, many team managers and all their parents and in 2018 the event introduced a new age group of the 17 and unders.



MARKETING & COMMUNICATIONS REPORT

THE MARKETING AND COMMUNICATIONS BUSINESS AREA EXPLORES OPPORTUNITIES TO CREATE INTEREST IN TENNIS BY PROVIDING YEAR-ROUND SERVICING TO CLUBS AND ASSOCIATIONS AND ASSIST IN SHOWCASING THE SPORT OF TENNIS THROUGH EVENTS.

EVENTS

- Approx 5,000 participants in the WTC Be Active Challenge
- Approx 1,000 participants at TennisFest
- 350 guests at the WTC Legends' Lunch, resulting in \$15,000 raised for the Ken McGregor Fund
- 250 people attended the Tennis SA Awards Night
- 75 guests attended the SA Player's Club WTC function
- 100 guests attended the State League Grand Final Lunch
- 80 attendees at the Junior State League Grand Final & Junior Awards Presentation
- 116 guests at the Winter Pennant Presentation
- 61 guests attended Tennis SA's Volunteer and Award Recognition event
- 91 attendees at Tennis SA's third annual Club Development Conference

DIGITAL COMMUNICATIONS



E-communication	Who receives it	Unique Open Rate Year Average	Change on 2017/18
Club Ambassador	Presidents & Secretaries of affiliated tennis clubs	43%	-1.8%
Live at the Drive	Affiliated tennis club members	34.1%	+12.91%
Tennis Talk	Local Government contacts	9.6%	+3.85%
Tournaments Update	Registered players	40.8%	-0.24%

www.tennis.com.au/sa had **4,868** average visits per month in 2018/19 (peaking at **6,521** in Jan 2019) /[/players/tournaments/tournament-calendar](http://www.tennis.com.au/sa/players/tournaments/tournament-calendar) had the highest website views at **36,893** in 2018/19

All statistics as at 30 June 2019.

WORLD TENNIS CHALLENGE REPORT

THE 11TH EDITION OF THE WORLD TENNIS CHALLENGE 2019 BROUGHT AN INCREDIBLE LINE-UP OF MALE AND FEMALE INTERNATIONAL PLAYERS TO MEMORIAL DRIVE.

The 2019 World Tennis Challenge saw a strong line-up of world class tennis players to Memorial Drive. The new format featured play over two nights and showcased top Male and Female players, as well as Legends of the game. For the first time in its 11 year history, current female players joined the line-up of current male and legends players making it a truly unique sports and entertainment event.

PLAYERS

Singles

- Victoria Azarenka (Former world No.1 and two-time Grand Slam champion)
- Borna Coric (At the time - world No.12)
- Eugenie Bouchard (Former world No.5 and Wimbledon Finalist)
- Fernando Vedesco (At the time – world No.28)

Legends

- Henri Leconte (Former world No.5 and French Open Finalist)
- Pat Cash (Former world No.4 and 1987 Wimbledon Champion)

HIGHLIGHTS

- First World Tennis Challenge to have current female players take the field
- Global broadcast audiences were up by 68% year-on-year, on a per day basis; with the average audience per day was the highest on record for the WTC.
- Successful WTC launch combined with WTC Kids Day saw over 700 people attend.
- All social media platform audiences grew, with Instagram experiencing the strongest growth.
- WTC YouTube videos were viewed 80% more year on year.

BROADCAST

- 10 broadcast partners
- 208 territories
- 12% year-on-year growth in global audiences
- ESPN televised all three matches live each evening
- Channel Nine televised the highlights program

SOCIAL, DIGITAL AND MEDIA

- 75% increase in Instagram following
- Over 3% increase in social following on both Facebook and Twitter
- 10% increase in digital total impressions
- Over \$429K worth of editorial value

WTC KIDS TENNIS DAY

- Pinky Flat 10am – 12pm on Monday 7th January
- Combined with the official launch of WTC
- Player attendance at the launch included Victoria Azarenka, Alexander Zverev, Borna Coric, Fernando Verdasco, Henri Leconte and Pat Cash
- Player attendance for Kids Day activities saw Borna Coric, Fernando Verdasco, Henri Leconte and Pat Cash
- Attendance: 430 Kids, 300 Adults
- Promotion of the event with News Corp – First 200 kids with a voucher from the Advertiser would receive a free tennis racquet

FAN EXPERIENCES

- Live music during both nights provided by DJ duo 'Hartway'
- Activations from Media Partners:
 - Channel Nine: Handing out AO official sunnies – fans to post to social media tagging Channel Nine to win tickets to the Australian Open.
 - The Advertiser: Double Page Spread poster featuring players. Players signing autographs prior to commencement of play at 'The Advertiser Autograph Island'
 - 200 ANZ Hotshot racquets given away as part of The Advertiser promotion.

PATRONS, COMMITTEES AND AWARD RECIPIENTS

JUNIOR STATE LEAGUE ADVISORY GROUP

Elaine Caldana/Neville Messenger
 Anne Morgan
 Jeff Ramm/Malcom House
 Barb Le Cornu
 Bill Walter
 Brandon Oster
 Luke Doughty

STATE LEAGUE COMMITTEE

Mike Daws - Chairperson
 Luke Taylor - Recording Secretary
 Kimberly Absalom
 Michelle Leyden
 Neville Messenger
 Vittoria Peresano
 Ty Allen

METRO LEAGUE COMMITTEE

Neville Messenger – Chair
 Anne Morgan
 Joyce Buchan
 Darren Wunderer
 Ann Langman
 Gary Stratford
 Roger Davey
 Dylan Hicks

KEN MCGREGOR FUND COMMITTEE

Rick Baldock - Chairperson
 Scott McGregor
 Chris Altman
 Peter Smith
 Melinda Harper
 Nicki Barnett
 Philip Roberts
 Ann Marie Lush

THE SA PLAYER'S CLUB COMMITTEE

Peter Smith
 Chris Altman
 Barry McMillan
 Ron Green
 Ron Russo
 Ali Macdonald
 Sue Kerr
 Steve Baldas

HONORARY SOLICITOR

Mr John Daenke LLB

PATRON

Lord Mayor of Adelaide - Ms Sandy Verschoor

VICE PATRON

Mayor of Unley - Michael Hewitson

2018/19 TENNIS SA AWARDS

Most Outstanding Tennis Club (City/Hills)
 Somerton Park Tennis Club

Most Outstanding Tennis Club (Rural)
 Renmark Tintra Lawn Tennis Club

Volunteer Achievement Award (City/Hills)
 Darren Wunderer

Volunteer Achievement Award (Rural)
 Chris Scheid

Coaching Excellence (Talent Development)
 Sam Wall

Coaching Excellence (Club)
 Domenic Marafiotte

Most Outstanding School
 Elizabeth North Primary School

Most Outstanding Inclusion Program
 The South Australian Blind Tennis Program (Somerton Park Tennis Club)

Most Outstanding Event
 City of Playford Tennis International

Most Outstanding Australian Ranking Tournament
 State Foundation Cup (Berri, SA)

Doris Boyce Award
 Amber Marshall

Ray Burr Award
 Alex Bolt

Gwen Thiele Trophy
 Amber Marshall

Don Turnbull Trophy
 Oliver Douglas

Most Outstanding Player with a Disability
 Sam von Einem

Most Outstanding 35+ Tennis Senior
 Roger Davey

Excellence in Officiating
 James Goode

2018 TENNIS AUSTRALIA AWARDS

Most Outstanding Tennis Club
 Henley South Tennis Club - Winner

Volunteer Achievement Award
 John Pick - Winner

Coaching Excellence (Performance)
 Darren Cahill - Winner

Coaching Excellence (Talent Development)
 Sam Wall - Finalist

Coaching Excellence (Club)
 Domenic Marafiotte - Finalist

Most Outstanding 35+ Tennis Senior
 Dennis Haupt - Finalist

Most Outstanding School
 Cobdogla Primary School - Finalist

Excellence in Officiating
 Robyn Tucker - Finalist

CLUB ANNIVERSARIES

Riverton Tennis Club
 90 years of hosting the Riverton Easter Tournament (2019)

Cudlee Creek Tennis Club
 100 years (2019)

Kensington Gardens Bowling & Tennis Club
 100 years (2019)

Kyancutta Tennis Club
 100 years (2018)

Walkerville Lawn Tennis Club
 100 years (2018)

East Torrens Kensington Gardens Tennis Club
 100 years (2018)

CLUB VOLUNTEER ANNIVERSARIES

Ken Zadow - 70 years
 Lutheran Tennis Club

Nancy Pritchard - 50 years
 Cudlee Creek Tennis Club

2018/19 MEMBER CLUBS & ASSOCIATIONS

AFFILIATES = 324

ASSOCIATIONS = 40

Barossa & Light TA
Broughton TA
Eastern Districts TA
Gawler & Districts TA
Glenelg Districts TA
Great Southern TA
Hills TA
Julia Light TA
Kangaroo Island TA
Kimba TA
Le Hunta TA
Lower Murray Hardcourt TA
Metro Lawn TA
Mid North TA
Mid Yorke Peninsular TA
Mount Gambier & Districts TA
Murat Bay TA
Murray Bridge Lawn TA
North East TA
Northern Areas TA
Northern Yorke Peninsula TA
Onkaparinga TA
Penola & Districts TA
Port Augusta TA
Port Lincoln TA
Port Neill TA
Port Pirie & Districts TA
Riverland LawPon TA
Saturday Morning Men's Lawn TA
Southern Districts TA
Southern Flinders TA
Southern Ports TA
Southern Yorke Peninsula TA
Streaky Bay/Wirrulla TA
Tatiara TA
Tennis Seniors Association of SA
Torrens Valley TA
Western Districts TA
Whyalla TA
Women's Mid-Week Grasscourts Association

CLUBS = 267

Aldgate Sports and Recreation Club
Allendale East Tennis Club
American River Tennis Club
Angaston Tennis Club
Ardrossan Tennis Club
Arno Bay Tennis Club
Arthurton Tennis Club
Ascot Park-Vermont Tennis Club
Athelstone Tennis Club

Auburn Tennis Club
Back Valley Tennis Club
Balaklava Tennis Club
Barmera Tennis Club
Beaumont Tennis Club
Bellevue Heights Tennis Club
Berri Tennis Club
Blackwood Tennis Club
Blyth Tennis Club
Booloroo Centre Tennis Club
Bordertown Tennis Club
Brady Creek Tennis Club
Brighton Tennis Club
Brinkley Tennis Club
Broadview Tennis Club
Buckleboo Tennis Club
Bundaleer Tennis Club
Burnside Tennis Club
Campbelltown Tennis Club
Ceduna Tennis Club
Centrals Tennis Club
Clare Tennis Club
Clarendon Tennis Club
Clearview Tennis Club
Cobdogla Tennis Club
Collingrove Tennis Club
Colonel Light West Tennis Club
Coobowie Tennis Club
Coonawarra Tennis Club
Coromandel Valley Tennis Club
Cowell Tennis Club Inc
Crafers Tennis Club
Crystal Brook Tennis Club
Cudlee Creek Tennis Club
Cunliffe Tennis Club
Curramulka Tennis Club
Dalkey Tennis Club
Denial Bay Tennis Club
Denman Tennis Club
Dover Square Tennis Club
East Adelaide Payneham Tennis Club
East Torrens Kensington Gardens Tennis Club
Echunga Tennis Club
Enfield Tennis Club
Eudunda Tennis Club
Flagstaff Hill Tennis Club
Flinders Park Tennis Club
Freeling Tennis Club
Georgetown Memorial Tennis Club
Gladstone Tennis Club
Glencoe Tennis Club
Glenlea Tennis Club
Glenunga Tennis Club

Golden Grove Tennis Club
Goodwood Tennis Club
Goolwa Tennis Club
Greenacres Tennis Club
Gulnare Tennis Club
Gumeracha Tennis Club
Hackham Tennis Club
Hahndorf Tennis Club
Hallett Cove Beach Tennis Club
Hamilton Tennis Club
Happy Valley Tennis Club
Harrogate Tennis Club
Helmsdale Tennis Club
Henley South Tennis Club
Hilltown Tennis Club
Holdfast Tennis Club
Holmesdale Tennis Club
Hope Valley Tennis Club
Hope Ward Tennis Club
Inman Valley Tennis Club
Ironbank Cherry Gardens Tennis Club
Jamestown Lawn Tennis Club
Jervois Tennis Club
John Wesley Tennis Club
Kadina Tennis Club
Kangarilla Tennis Club
Kapunda Tennis Club
Kensington Gardens Lawn Tennis Club
Kersbrook Tennis Club
Kesmond Tennis Club
Keyneton Tennis Club
Kilburn Community Tennis Club
Kimba Tennis Club
Kingscote Tennis Club
Kingston Tennis Club
Kingswood Tennis Club
Koolunga Tennis Club
Koolyurtie Tennis Club
Koongawa Tennis Club
Koonibba Tennis Club
Kyancutta Tennis Club
Langhorne Creek Tennis Club
Laura Tennis Club
Littlehampton Tennis Club
Lochiel Tennis Club
Long Plains Tennis Club
Loxton Tennis Club
Lucindale Tennis Club
Lutheran Tennis Club
Lyndoch Tennis Club
Macclesfield Tennis Club
Maitland Tennis Club
Mannum Tennis Club
Marananga Tennis Club

Marion Tennis Club
Marrabel Tennis Club
McLaren Flat Tennis Club
McLaren Vale Tennis Club
Mellor Park Tennis Club
Melrose Tennis Club
Memorial Drive Tennis Club
Meningie Tennis Club
Mil LeI Tennis Club
Millicent and District Tennis Club
Millswood Lawn Tennis Club
Minlaton Tennis Club
Mintaro Tennis Club
Mitchell Park Tennis Club
Modbury Tennis Club
Monbulla Tennis Club
Moonta Tennis Club
Moorak Tennis Club
Moorook Tennis Club
Morphett Vale Tennis Club
Morphettville Park Tennis Club
Mount Barker Tennis Club
Mount Compass Tennis Club
Mount Gambier Tennis Club
Mount Pleasant Tennis Club
Mount Schank Tennis Club
Mundoora Tennis Club
Mundulla Tennis Club
Mylor Tennis Club
Mypolonga Tennis Club
Myponga-Sellicks Tennis Club
Nairne Tennis Club
Napperby Tennis & Community Club
Naracoorte Tennis Club
Netherby Tennis Club
Noarlunga Tennis Club
Normanville Tennis Club
North Park Tennis Club
Norwood Tennis Club
Nuriootpa Tennis Club
O'Halloran Hill Tennis Club
One Tree Hill Tennis Club
Onkaparinga Tennis Club
Orroroo Tennis Club
Para Hills Tennis Club
Parndana Tennis Club
Paskeville Tennis Club
Peake Gardens- Riverside Tennis Club
Pekina Tennis Club
Penola Tennis Club
Peterborough Tennis Club
Piednippie Tennis Club
Pine Point Tennis Club
Pinnaroo Tennis Club
Playford City Tennis Centre
Point Pass Tennis Club
Pooraka Tennis Club
Port Adelaide Tennis Club
Port Broughton Tennis Club

Port Elliot Tennis Club
Port Germein Tennis Club
Port Neill Tennis Club
Port Noarlunga Tennis Club
Prospect Tennis Club
Quorn Tennis Club
Railway Pennant Tennis Club
Reade Park Lawn Tennis Club
Redhill Tennis Club
Reidy Park Tennis Club
Renmark-Tintra Tennis Club
Reynella Tennis Club
Risdon Uniting Tennis Club
Robe Tennis Club
Robertstown Tennis Club
Roseworthy Tennis Club
Rostrevor Tennis Club
Roxby Downs Tennis Club inc
Saddleworth Lawn Tennis Club
Saints United Tennis Club
Salisbury Tennis Club Inc
Sandilands Tennis Club
Seacliff Tennis Club
Seaside Tennis Club
Serviceton Tennis Club
Snowtown Tennis Club
Somerton Park Tennis Club
South Lyndoch Tennis Club
Southbank Tennis Club
Spalding Tennis Club
Springton Tennis Club
St Marks Tennis Club
St Stephens Lutheran Tennis Club
Stirling North Tennis Club
Stirling Tennis Club
Stokes Bay Tennis Club
Strathalbyn Tennis Club
Streaky Bay Tennis Club
Summertown Tennis Club
Suttontown Tennis Club
Taillem Bend Tennis Club
Tanunda Tennis Club
Tarlee Tennis Club
Tea Tree Gully Tennis Club
Tennis World Millswood
Thevenard Tennis Club
Tod Street Tennis Club
Trinity Gardens Tennis Club
Trinity Tennis Club
Tumby Bay Tennis Club
Two Wells District Tennis Club
Ungarra Tennis Club
Uni SA Tennis Club
Uniting Church Tennis Club - Mt Gambier
Uraidla Tennis Club
Valley View Tennis Club
Verdun Tennis Club
Victor Harbor Tennis Club

Vine Vale Tennis Club
Virginia Tennis Club
Waddikee Tennis Club
Waikerie Tennis Club
Walkerville Lawn Tennis Club
Wallaroo Tennis Club
Wandearah Tennis Club
Warooka Tennis Club
Warradale Park Tennis Club
Warramboos Tennis Club
Washpool Tennis Club
Watervale Tennis Club
West Beach Tennis Centre
West Gambier Tennis Club
West Lakes Tennis Club
West Side Tennis Club
Western Districts (Gosse) Tennis Club
Western Districts (Poochera) Tennis Club
Western United (Penong) Tennis Club
Willaston Tennis Club
Willaston United Tennis Club
Willunga Tennis Club
Wilmington Tennis Club
Winulta Tennis Club
Wirrabara Tennis Club
Wirrulla/Nunji Tennis Club
Woodchester Tennis Club
Woodside Tennis Club
Woodville Orion Tennis Club
Wudinna Tennis Club
Xavier Lawn Tennis Club
Xavier Saints Tennis Club
Yaninee Tennis Club
Yorketown Tennis Club

SPORTING COMPLEXES = 14

Adelaide University Lawn Tennis Club
Grange Lawn Tennis Club
Hectorville Tennis Club
Keith Tennis Club
Lameroo Tennis Club
Lobethal Tennis Club
Pembroke Tennis Club
Piccadilly Tennis Club
Riverton Lawn Tennis Club
St Peters Tennis Club | SPTC
Sturt Lawn Tennis Club
Tranmere Bowling and Tennis Club
Trinity Pasadena
Western Youth Centre Tennis Club

SCHOOLS = 3

Mercedes College
Trinity College
Walford School

SUPPORTERS

TENNIS SA IS EXTREMELY THANKFUL AND APPRECIATES THE SUPPORT FROM ALL OF OUR GOVERNMENT AND CORPORATE SPONSORS AND PARTNERS WHO CONTRIBUTE SO MUCH TO TENNIS IN SOUTH AUSTRALIA.



Official Wine Supplier



Official Beer & Cider Supplier



Official Sponsor of Women's State League and Junior Girls State League



Official Merchandise Supplier



Official Tennis Ball Supplier



FINANCE REPORT

The 2018/19 financial year was a period of significant development for Tennis SA with the completion of the redevelopment of the outside courts at Memorial Drive ("the Anchor Project") and commencement of the construction of the roof over Centre Court.

The funding for each of these projects was as follows:

- A grant of \$10 million from the Commonwealth Government for the Anchor Project of which \$3.6 million was expended on Tennis SA leased land.
- A grant of \$10 million from the South Australian Government and up to \$500,000 each from Tennis Australia and Tennis SA for the Centre Court Upgrade.

The financial impact of both the Anchor Project and Centre Court Upgrade is dealt with in Tennis SA's accounts for 2018/19 in accordance with accounting standards. Accordingly, a direct comparison of Tennis SA's ordinary income between 2018/19 and 2017/18 is not straight forward. In the table below the impact of both projects on Tennis SA's 2018/19 result is itemised and, after allowing for these abnormal items, a direct comparison of the operating results of Tennis SA between 2018/19 and 2017/18 is provided.

	2019	2018
Total comprehensive income for the period	5,301,225	133,273
Includes the following abnormal items		
Government Grants - Centre Court Upgrade	2,133,350	-
Government Grants - Anchor Project	3,600,000	-
Assets written off in line with Anchor Project	(415,246)	-
Legal/Hire Fees - Anchor Project	(13,830)	-
Depreciation - Anchor Project	(24,275)	-
Total abnormal items	5,279,998	-
Adjusted ordinary income for the period	21,227	133,273

The adjusted ordinary income of Tennis SA in 2018/19 was \$21,227 compared to \$133,273 in the previous year. The reasons for the change were a reduction in Government funding, court hire fees relating to the Anchor Project, greater event prize money and expenses associated with grants.

The accounts for 2018/19 included the proportion of the Centre Court Upgrade completed at 30 June 2019 with the balance being accounted for in the current financial year (2019/20). In the future Tennis SA will incur substantial annual non-cash depreciation charges associated with the Anchor Project and Centre Court Upgrade relating to the useful life of these assets over the balance of the Tennis SA lease at Memorial Drive which expires on 30 June 2057.

TENNIS SA INCORPORATED STATEMENT OF PROFIT OR LOSS AND OTHER COMPREHENSIVE INCOME

For the year ended 30 June 2019

	Note	2019	2018
Player development revenue	5	45,627	63,590
Tournament and competition revenue	5	264,986	233,010
Participation revenue	5	1,566,158	1,405,020
Plays to Play revenue	5	35,000	-
Marketing and events revenue	5	94,608	110,679
Commercial and administration revenue	5	6,121,072	433,260
Total revenue		8,127,451	2,245,559
Other income	6	33,684	40,991
Player development expenses		(114,211)	(109,433)
Tournament and competition expenses		(603,446)	(477,038)
Participation expenses		(696,544)	(594,795)
Plays to Play expenses		(77,244)	-
Marketing and events expenses		196,549	(175,629)
Commercial and administration expenses		1,233,125	(817,025)
Total expenses		(2,921,119)	(2,173,920)
Net finance income	8	64,315	24,589
Financial costs	8	(3,106)	(3,946)
Net finance income		61,209	20,643
Net surplus for the period		5,301,225	133,273
Other comprehensive income		-	-
Total comprehensive income for the period		5,301,225	133,273

The statement of profit or loss and other comprehensive income is to be read in conjunction with the notes of the financial statements set out on pages 5 to 18.

TENNIS SA INCORPORATED
STATEMENT OF FINANCIAL POSITION

As at 30 June 2019

	Note	2019	2018
Assets			
Cash and cash equivalents	10	9,166,750	1,454,319
Trade and other receivables	11	807,382	37,507
Total current assets		9,974,132	1,491,826
Property, plant and equipment	12	6,609,608	1,265,028
Total non-current assets		6,609,608	1,265,028
Total assets		16,583,740	2,756,854
Liabilities			
Trade and other payables	13	376,237	205,451
Employee benefits	14	141,605	110,126
Deferred income	15	8,414,541	78,602
Total current liabilities		8,932,383	394,179
Employee benefits	14	16,041	28,584
Total non-current liabilities		16,041	28,584
Total liabilities		8,948,424	422,763
Net assets		7,635,316	2,334,091
Members' equity			
Retained earnings		7,565,384	2,254,468
Reserves		69,932	79,623
Total members' equity		7,635,316	2,334,091

The statement of financial position is to be read in conjunction with the notes to the financial statements set out on pages 5 to 18

TENNIS SA INCORPORATED
STATEMENT OF CHANGES IN EQUITY

For the year ended 30 June 2019

	Ken McGregor Fund	Retained earnings	Total equity
Balance at 1 July 2017	48,382	2,152,426	2,200,818
Total comprehensive income for the period			
Total other comprehensive income	-	-	-
Surplus for the period	-	133,273	133,273
Allocation of fundraising money	31,231	(31,231)	-
Balance at 30 June 2018	79,623	2,254,468	2,334,091
Balance at 1 July 2018	79,623	2,254,468	2,334,091
Total comprehensive income for the period			
Total other comprehensive income	-	-	-
Surplus for the period	-	5,301,225	5,301,225
Allocation of fundraising money	(9,691)	9,691	-
Balance at 30 June 2019	69,932	7,565,384	7,635,316

The statement of changes in equity is to be read in conjunction with the notes to the financial statements set out on pages page 5 to 18.

TENNIS SA INCORPORATED STATEMENT OF CASH FLOWS

For the year ended 30 June 2019

	Note	2019	2018
Cash flows from operating activities			
Cash receipts from customers		2,133,070	2,074,865
Cash paid to suppliers and employees		(2,385,962)	(2,024,741)
Interest received		64,315	24,589
Interest paid		-	(32)
Cash receipts from government grants		10,183,451	249,750
Net cash from operating activities	18	9,994,874	324,431
Cash flows from investing activities			
Acquisition of property, plant and equipment	12	(2,282,443)	(22,695)
Net cash (used in) investing activities		(2,282,443)	(22,695)
Cash flows from financing activities			
Repayment of borrowings		-	(15,346)
Net cash (used in) financing activities		-	(15,346)
Net increase in cash and cash equivalents		7,712,431	286,390
Cash and cash equivalents at 1 July		1,454,319	1,167,929
Cash and cash equivalents at 30 June	10	9,166,750	1,454,319

The statement of cash flows is to be read in conjunction with the notes to the financial statements set out on page 5 to 18

TENNIS SA INCORPORATED NOTES TO THE FINANCIAL STATEMENTS

1. REPORTING ENTITY

Tennis SA Incorporated ('Association') is an Association domiciled in Australia. The Association is incorporated under the Associations Incorporation Act 1964. The address of the Association's registered office is:

Tennis SA
War Memorial Drive
Adelaide SA 5000

The Association is a not-for-profit entity and the principal activities of the Association during the course of the financial year were the promotion and development of the game of tennis in South Australia.

2. BASIS OF PREPARATION

(a) Statement of compliance

The financial statements are Tier 2 general purpose financial statements which have been prepared in accordance with Australian Accounting Standards – Reduced Disclosure Requirements adopted by the Associations Incorporations Act 1964. These financial statements comply with Australian Accounting Standards – Reduced Disclosure Requirements.

This is the first set of the Association's annual financial statements in which AASB 9 Financial Instruments has been applied. Changes to significant accounting policies are described in Note 3 (l).

The financial statements were approved by the Members of the Committee (the "officers") on 23 August 2019.

(b) Basis of measurement

The financial report has been prepared on the historical cost basis.

(c) Functional and presentation currency

The financial report is presented in Australian dollars, which is the Association's functional currency.

(d) Use of estimates and judgements

The preparation of financial statements requires management to make judgements, estimates and assumptions that affect the application of accounting policies and the reported amounts of assets, liabilities, income and expenses. Actual results may differ from these estimates.

Estimates and underlying assumptions are reviewed on an ongoing basis. Revisions to accounting estimates are recognised in the period in which the estimate is revised and in any future periods affected.

In particular, information about significant areas of estimation, uncertainty and critical judgements in applying accounting policies that have the most significant effect on the amount recognised in the financial statements are described in the following note:

- Note 12 – property, plant and equipment (impairment assessment and determination of useful lives)

3. SIGNIFICANT ACCOUNTING POLICIES

The principal accounting policies adopted in the preparation of the financial report are set out below. Other than the adoption of AASB 9, refer Note 3(1), these have been applied consistently to all periods presented in these financial statements.

(a) Financial Instruments

(i) Recognition, initial measurement of derecognition

Financial assets and financial liabilities are recognised when the Association becomes a party to the contractual provisions of the financial instrument, and are measured initially at fair value adjusted by transactions costs, except for those carried at fair value through profit or loss, which are measured initially at fair value. Subsequent measurement of financial assets and financial liabilities are described below.

Financial assets are derecognised when the contractual rights to the cash flows from the financial asset expire, or when the financial asset and all substantial risks and rewards are transferred. A financial liability is derecognised when it is extinguished, discharged, cancelled or expires.

(ii) Classification and subsequent measurement of financial assets

Except for those trade receivables that do not contain a significant financing component and are measured at the transaction price, all financial assets are initially measured at fair value adjusted for transaction costs (where applicable).

For the purpose of subsequent measurement, financial assets other than those designated and effective as hedging instruments are classified into the following categories upon initial recognition:

- Amortised cost

TENNIS SA INCORPORATED

NOTES TO THE FINANCIAL STATEMENTS

- Fair value through profit or loss (FVPL)
- Equity instruments at fair value through other comprehensive income (FVOCI)

All income and expenses relating to financial assets that are recognised in profit or loss are presented within finance costs, finance income or other financial items, except for impairment of trade receivables which is presented within other expenses. Classifications are determined by both:

- The Association's business model for managing the financial asset
- The contractual cash flow characteristics of the financial assets

All income and expenses relating to financial assets that are recognised in profit or loss are presented within finance costs, finance income or other financial items, except for impairment of trade receivables, which is presented within other expenses.

(iii) Subsequent measurement financial assets

Financial assets at amortised costs

Financial assets are measured at amortised cost if the assets meet the following conditions (and are not designated as FVPL):

- They are held within a business model whose objective is to hold the financial assets and collect its contractual cash flows
- The contractual terms of the financial assets give rise to cash flows that are solely payments of principal and interest on the principal amount outstanding

After initial recognition, these are measured at amortised cost using the effective interest method. Discounting is omitted where the effect of discounting is immaterial. The Association's cash and cash equivalents, trade and most other receivables fall into this category of financial instrument as well as long-term deposit that were previously classified as loans and receivables under AASB 139. The Company do not currently hold any financial assets at FVPL or FVOCI.

(iv) Cash and cash equivalents

Cash and cash equivalents comprise cash balances and call deposits with maturities of three months or less from the acquisition date that are subject to an insignificant risk of changes in their fair value, and are used by the Company in the management of its short term commitments.

(v) Non-derivative financial liabilities

The Association has the following non-derivative financial liabilities: interest bearing liabilities, bank overdrafts and trade and other payables.

As the accounting for financial liabilities remains largely unchanged from AASB 139, the Company's financial liabilities were not impacted by the adoption of AASB 9. Financial liabilities are initially measured at fair value, and, where applicable, adjusted for transaction costs unless the Company

designated a financial liability at fair value through profit or loss. Subsequently, financial liabilities are measured at amortised cost using the effective interest method except for derivatives and financial liabilities designated at FVPL, which are carried subsequently at fair value with gains or losses recognised in profit or loss.

All interest-related charges and, if applicable, changes in an instrument's fair value that are reported in profit or loss are included within finance costs or finance income.

(b) Property, plant and equipment

(i) Recognition and measurement

Items of property, plant and equipment are measured at cost or deemed cost less accumulated depreciation (see below) and accumulated impairment losses. The cost of property, plant and equipment at 1 July 2004, the date of transition to AASBs, was determined by reference to its fair value at that date.

Cost includes expenditures that are directly attributable to the acquisition of the asset. The cost of self-constructed assets includes the cost of materials, direct labour, the initial estimate, where relevant, of the costs of dismantling and removing the items and restoring the site on which they are located, and an appropriate proportion of production overheads. Purchased software that is integral to the functionality of the related equipment is capitalised as part of that equipment.

When parts of an item of property, plant and equipment have different useful lives, they are accounted for as separate items (major components) of property, plant and equipment..

Any gain or loss on disposal of an item of property, plant and equipment (calculated as the difference between the net proceeds from disposal and the carrying amount of the item) is recognised in profit or loss.

(ii) Subsequent costs

The cost of replacing part of an item of property, plant and equipment is recognised in the carrying amount of the item if it is probable that the future economic benefits embodied within the part will flow to the Association and its cost can be measured reliably. The costs of the day-to-day servicing of property, plant and equipment are recognised in profit or loss as incurred.

(iii) Depreciation

Depreciation is recognised in profit or loss on a straight-line basis over the estimated useful lives of each part of an item of property, plant and equipment.

The estimated useful lives in the comparative period are as follows:

• Building and leasehold improvement	10-40 years
• Plant and equipment	4-10 years
• Courts and court equipment	5-40 years

The residual value, the useful life and the depreciation method applied to an asset are reassessed at least annually.

TENNIS SA INCORPORATED

NOTES TO THE FINANCIAL STATEMENTS

(c) Impairment

(i) Financial assets (including receivables)

AASB 9's impairment requirements use more forward-looking information to recognise expected credit losses -the 'expected credit losses (ECL) model'. Instruments within the scope of the new requirements include loans and other debt-type financial assets measured at amortised cost. The Company makes use of a simplified approach in accounting for trade and other receivables and records the loss allowance at the amount equal to the expected lifetime credit losses. In using this practical expedient, the Company uses its historical experience, external indicators and forward-looking information to calculate the expected credit losses using a provision matrix.

(ii) Non-financial assets

The carrying amounts of the Association's non-financial assets, other than inventories, are reviewed at each reporting date to determine whether there is any indication of impairment. If any such indication exists then the asset's recoverable amount is estimated.

An impairment loss is recognised if the carrying amount of an asset or its cash-generating unit exceeds its recoverable amount. A cash-generating unit is the smallest identifiable asset group that generates cash flows that largely are independent from other assets and groups. Impairment losses are recognised in profit or loss. Impairment losses recognised in respect of cash-generating units are allocated first to reduce the carrying amount of any goodwill allocated to the units and then to reduce the carrying amount of the other assets in the unit (group of units) on a pro rata basis.

The recoverable amount of an asset or cash-generating unit is the greater of its value in use and its fair value less costs to sell. In assessing value in use, the estimated future cash flows are discounted to their present value using a discount rate that reflects current market assessments of the time value of money and the risks specific to the asset.

Impairment losses recognised in prior periods are assessed at each reporting date for any indications that the loss has decreased or no longer exists. An impairment loss is reversed if there has been a change in the estimates used to determine the recoverable amount. An impairment loss is reversed only to the extent that the asset's carrying amount does not exceed the carrying amount that would have been determined, net of depreciation or amortisation, if no impairment loss had been recognised.

(d) Employee benefits

(i) Long-term employee benefits

The Association's net obligation in respect of long-term service benefits is the amount of future benefit that employees have earned in return for their service in the current and prior periods. The obligation is calculated using expected future increases in wage and salary rates including related on-costs and expected settlement dates, and is discounted using

the rates attached to the Corporate bonds at the balance sheet date which have maturity dates approximating to the terms of the Association's obligations.

(ii) Short-term employee benefits

Short-term employee benefits are expensed as the related service is provided. A liability is recognised for the amount expected to be paid if the Association has a present legal or constructive obligation to pay this amount as a result of past service provided by the employee and the obligation can be estimated reliably.

(iii) Termination benefits

Termination benefits are expensed at the earlier of when Association can no longer withdraw the offer of those benefits and when the Association recognises costs for a restructuring. If benefits are not expected to be settled wholly within 12 months at the end of the reporting, then they are discounted.

(e) Provisions

A provision is recognised if, as a result of a past event, the Association has a present legal or constructive obligation that can be estimated reliably, and it is probable that an outflow of economic benefits will be required to settle the obligation. Provisions are determined by discounting the expected future cash flows at a rate that reflects current market assessments of the time value of money and the risks specific to the liability.

(f) Revenue and other income

(i) Sale of goods

Revenue from the sale of goods is measured at the fair value of the consideration received or receivable, net of returns and allowances, trade discounts and volume rebates. Revenue is recognised when the significant risks and rewards of ownership have been transferred to the buyer, recovery of the consideration is probable, the associated costs and possible return of goods can be estimated reliably, and there is no continuing management involvement with the goods.

(ii) Rendering of services

Revenue from services rendered is recognised in the profit or loss in proportion to the stage of completion of the transaction at the reporting date. The stage of completion is assessed by reference to surveys of work performed.

(iii) Affiliation fees

Revenue from affiliation fees is recognised in the profit or loss in proportion to the stage of completion of the transaction at the reporting date. The stage of completion is assessed by reference to the period to which membership relates.

(iv) Grant income

Reciprocal grants
Grants received on the condition that specified services should be delivered or conditions fulfilled are considered reciprocal. Such grants are initially recognised as a liability and revenue is recognised as services are performed or conditions fulfilled.

TENNIS SA INCORPORATED NOTES TO THE FINANCIAL STATEMENTS

Non-reciprocal grants

Where a grant is received where there is no performance obligation or return obligation, revenue is recognised when the grant is received or receivable.

(g) Lease payments

Payments made under operating leases are recognised in profit or loss on a straight-line basis over the term of the lease. Lease incentives received are recognised as an integral part of the total lease expense, over the term of the lease.

(h) Finance income and costs

Finance income comprises interest income on funds invested. Interest income is recognised as it accrues, using the effective interest method.

Finance costs comprise interest expense on borrowings. All borrowing costs are recognised in profit or loss using the effective interest method.

(i) Income tax

The income of the Association is exempt from income tax, and accordingly, no provision has been made in the accounts for income tax payable.

Withholding tax from other jurisdictions is provided when the liability is due and payable.

(j) Goods and services tax

Revenue, expenses and assets are recognised net of the amount of goods and services tax (GST), except where the amount of GST incurred is not recoverable from the taxation authority. In these circumstances, the GST is recognised as part of the cost of acquisition of the asset or as part of the expense.

Receivables and payables are stated with the amount of GST included.

Cash flows are included in the statement of cash flows on a gross basis. The GST components of cash flows arising from investing and financing activities which are recoverable from, or payable to, the ATO are classified as operating cash flows.

(k) New accounting standards and interpretations not yet adopted

The following accounting standards, amendments to accounting standards and interpretations have been identified as those which may impact the Association in the period of initial adoption. They were available for early adoption for the Association's annual reporting period beginning 1 July 2019, but have not been applied in preparing this financial report. The Association's assessment of the new and amended pronouncements that are relevant to the Association but applicable in future reporting periods is set out below.

AASB 15 Revenue from Contracts with Customers

becomes mandatory for the Association's financial statements for the period beginning on 1 July 2019 and establishes a comprehensive framework for determining whether, how much and when revenue is recognised. The standard replaces existing revenue recognition guidance. The Association have undertaken an assessment of the impact of AASB 15 and

anticipate that initial adoption of the Standard will not have a material impact on the Association's financial statements. The Association has decided not to early adopt of this new standard.

AASB 16 Leases becomes mandatory for the Association's financial statements for the period beginning on 1 July 2019 and introduces a single, on-balance sheet accounting model for lessees. A lessee recognises a right-of-use asset representing its right to use the underlying asset and a lease liability representing its obligation to make lease payments. There are optional exemptions for short-term leases and leases of low value items. Lessor accounting remains similar to the current standard- i.e. lessors continue to classify leases as finance or operation expenses.

The Association has completed an initial assessment of the potential impact on its financial statements but has not yet completed its detailed assessment. The actual impact of applying AASB 16 on the financial statements in the period of initial application will depend on future economic conditions, including the assessment of Association's incremental rate, the composition of the Association's lease portfolio at that date, the Association's latest assessment of whether it will exercise any lease renewal options and the extent to which the Association chooses to use practical expedients and recognition exemptions.

The initial adoption of AASB 16 will have a material impact on the Association. The Association has decided not to early adopt this new standard. The most significant impact identified is that the Association will recognise new Right of Use (ROU) assets and lease liabilities. The estimated impact on statement of financial position will be approximately \$310,000 to \$390,000 as at 1 July 2019.

AASB 1058 Income of Not-for-Profit Entities becomes mandatory for the Association's financial statements for the period beginning on 1 July 2019 and establishes principles for NFP entities that apply specifically to transactions where the consideration to acquire an asset is significantly less than fair value principally to enable a NFP Association to further its objectives; and to volunteer services received. The directors have undertaken an assessment of the impact of AASB 1058 and anticipate that initial adoption of the Standard will not have a material impact on the Association's financial statements. The Association has decided not to early adopt of this new standard.

TENNIS SA INCORPORATED NOTES TO THE FINANCIAL STATEMENTS

(l) Changes in significant accounting policies

The Association has initially applied AASB 9 from 1 July 2018. AASB 9 sets out requirements for recognising and measuring financial assets, financial liabilities and some contracts to buy or sell non-financial items. This standard replaces AASB 139 Financial Instruments: Recognition and Measurement

(i) ECL model

This new impairment model applies to financial assets measured at amortised cost, contract assets and debt investments at fair value through other comprehensive income. For assets in the scope of the AASB 9 impairment model, impairment losses are generally expected to increase and become more volatile. The Association has determined that the application of AASB 9's impairment requirements at 1 July 2018 did not have a material impact on the Association.

The effect of adopting AASB 9 on the carrying amounts of financial assets at 1 January 2018 relates solely to the new impairment requirements, as detailed below:

Assets	Measurement Category	
	Original AASB 139 Category	New AASB 9 Category
Cash and cash equivalents	Amortised cost	Amortised cost
Trade and other receivables	Amortised cost	Amortised cost
Liabilities		
Current financial liabilities		
Trade and other payables	Amortised cost	Amortised cost

4. DETERMINATION OF FAIR VALUES

A number of the Association's accounting policies and disclosures require the determination of fair value, for both financial and non-financial assets and liabilities. Fair values have been determined for measurement and/or disclosure purposes based on the following methods.

- Level 1: quoted prices (unadjusted) in active markets for identical assets or liabilities
- Level 2: inputs other than quoted prices included within Level 1 that are observable for the asset or liability, either directly or indirectly
- Level 3: unobservable inputs for the asset or liability

Where applicable, further information about the assumptions made in determining fair values is disclosed in the notes specific to that asset or liability.

TENNIS SA INCORPORATED
NOTES TO THE FINANCIAL STATEMENTS

5. REVENUE

	2019	2018
Player development revenue		
Squad fees	45,627	63,590
	45,627	63,590
Tournaments & competitions revenue		
Tennis Australia grants	102,827	92,950
Sponsorship	12,839	18,222
Entry Fees	134,545	110,438
Sanction Fees	14,775	11,400
	264,986	233,010
Participation revenue		
Government grants	35,000	55,000
Tennis Australia grants	1,242,580	1,056,399
Affiliation and registrations	288,092	292,779
Entry Fees	486	842
	1,566,158	1,405,020
Places to Play revenue		
Government grants	35,000	-
	35,000	-
Marketing & events revenue		
Sponsorship	22,906	18,000
Event ticket sales	51,375	66,069
Fundraising income	20,327	26,610
	94,608	110,679
Commercial and administration revenue		
Government grants	5,856,801	184,750
Tennis Australia grants	11,250	25,000
Rental income	253,021	223,510
	6,121,072	433,260
Total revenue	8,127,451	2,245,559

TENNIS SA INCORPORATED
NOTES TO THE FINANCIAL STATEMENTS

6. OTHER INCOME

	2019	2018
Advertising income	14,019	13,949
Court hire	142	16,262
Other income	19,523	10,780
Total other income	33,684	40,991

7. OTHER EXPENSES

	2019	2018
Depreciation expense		
Buildings & leasehold improvements	60,636	37,270
Plant and equipment	18,542	11,441
Courts	43,439	46,269
Loss on disposal of fixed assets	415,246-	-
Salaries and related on-costs	1,356,378-	1,086,814
Insurance expense	21,576	36,217
Operating lease rental expense	48,356	31,321

8. FINANCE INCOME AND COSTS

	2019	2018
Interest income on bank deposits	64,315	24,589
Total finance income	64,315	24,589
Interest expense on borrowings	(3,106)	(3,946)
Total finance costs	(3,106)	(3,946)
Net finance income and costs	61,209	20,643

No finance income and costs are recognised through equity. This is consistent with the statement of changes in equity on page 3.

TENNIS SA INCORPORATED
NOTES TO THE FINANCIAL STATEMENTS

9. AUDITORS' REMUNERATION

	2019	2018
Audit services		
Auditors of the Association		
KPMG Australia:		
Audit and review of financial reports	15,700-	13,300
	15,700-	13,300

10. CASH AND CASH EQUIVALENTS

	2019	2018
Bank balances	2,648,248	491,755
Term Deposits	6,515,502	962,546
	9,166,750	1,454,319

11. TRADE AND OTHER RECEIVABLES

	2019	2018
Trade receivables	575,990	5,026
Prepayments	184	-
Other receivables	231,208	32,481
	807,382	37,507

12 PROPERTY, PLANT AND EQUIPMENT

TENNIS SA INCORPORATED
NOTES TO THE FINANCIAL STATEMENTS

	Building and leasehold improvements	Plant and equipment	Courts and court equipment	Work in progress	Total
Cost					
Balance at 1 July 2017	1,249,973	315,471	1,260,110	-	2,825,554
Additions	-	17,199	-	5,496	22,695
Disposals	-	-	-	-	-
Balance at 30 June 2018	1,249,973	332,670	1,260,110	5,496	2,848,249
Balance at 1 July 2018	1,249,973	332,670	1,260,110	5,496	2,848,249
Additions	3,700,023	54,566	-	2,127,854	5,882,443
Disposals	(10,858)	(174,545)	(977,988)	-	(1,163,391)
Balance at 30 June 2019	4,939,138	212,691	282,122	2,133,350	7,567,301
Accumulated depreciation					
Balance at 1 July 2017	(532,066)	(275,945)	(680,230)	-	(1,488,241)
Depreciation charge for the year	(37,270)	(11,441)	(46,269)	-	(94,980)
Disposal	-	-	-	-	-
Balance at 30 June 2018	(569,336)	(287,386)	(726,499)	-	(1,583,221)
Balance at 1 July 2018	(569,336)	(287,386)	(726,499)	-	(1,583,221)
Depreciation charge for the year	(60,636)	(18,542)	(43,439)	-	(122,617)
Disposal	10,858	173,704	563,583	-	748,145
Balance at 30 June 2019	(619,114)	(132,224)	(206,355)	-	(957,693)
Carrying amounts					
At 1 July 2017	717,907	39,526	579,880	-	1,337,313
At 30 June 2018	680,637	45,284	533,611	5,496	1,265,028
At 1 July 2018	680,637	45,284	533,611	5,496	1,265,028
At 30 June 2019	4,320,024	80,467	75,767	2,133,350	6,609,608

TENNIS SA INCORPORATED
NOTES TO THE FINANCIAL STATEMENTS

13. TRADE AND OTHER PAYABLES

	2019	2018
Trade payables	19,066	73,708
Other payables and accrued expenses	357,171	131,743
	376,237	205,451

14. EMPLOYEE BENEFITS

	2019	2018
Current		
Provision for long-service leave	38,312	25,218
Provision for annual leave	103,293	84,908
	141,605	110,126
Non-current		
Provision for long-service leave	16,041	28,584
	16,041	28,584

15. DEFERRED INCOME

	2019	2018
Affiliation & registration	47,891	48,632
Government grants	7,866,650	10,000
TA Grants	500,00	-
Other income	-	19,970
	8,414,541	78,602

TENNIS SA INCORPORATED
NOTES TO THE FINANCIAL STATEMENTS

16. CAPITAL AND RESERVES

Ken McGregor Fund Reserve

This reserve originated in the 2009/10 financial year, with the establishment of the Ken McGregor Fund. The fund was set up to assist junior player development at an international level.

Members equity

The Association is a body corporate incorporated under the Associations Incorporation Act 1985. In the event of the Association being wound up the liability of members is determined by its rules.

17. OPERATING LEASES

Leases as lessee

Non-cancellable operating lease rentals are payable as follows

	2019	2018
Less than one year	28,309	27,764
Between one and five years	73,684	80,480
More than five years	547,965	549,968
	649,958	658,212

During the financial year ended 30 June 2019, \$48,356 was recognised as an expense in the statement of profit or loss and other comprehensive income in respect of operating leases (2018: \$31,321) and \$202,071 was recognised as income (2018: \$173,465). On the 7 December 2017, the Association re-negotiated its lease with the Adelaide City Council. The lease will expire on 30 June 2057. The Association is subleasing under this agreement to its existing tenants, AFL Sportsready, Sport Development Australia, Port Adelaide Football Club (June 2018-December 2018/March 2019-June 2019). Pernix (entered December 2018).

18. RECONCILIATION OF CASH FLOWS FROM OPERATING ACTIVITIES

	Note	2019	2018
Cash flows from operating activities			
Surplus for the period		5,301,225	133,273
<i>Adjusted for:</i>			
Loss on disposal of assets		415,246	-
Assets acquired - Anchor Project		(3,600,00)	-
Depreciation	12	122,617	94,980
Operating surplus before changes in working capital and provisions		2,239,088	228,253
(Increase)/decrease in trade and other receivables		(769,088)	51,106
Increase in deferred income		8,335,939	8,227
Increase in trade and other payables		170,786	34,675
Increase in provisions and employee benefits		18,936	2,1770
Net cash from operating activities		9,994,874	324,431

TENNIS SA INCORPORATED
NOTES TO THE FINANCIAL STATEMENTS

19. RELATED PARTY TRANSACTIONS

The Association, being an Associate member of Tennis Australia Limited, receives shared services benefits from Tennis Australia. These benefits include accounting, legal, information technology and human resources. These services were provided for nil consideration.

The names of each person holding the position of officer of the Association during the financial year were: Kent Thiele, Philip Roberts, Dr. Alice Clark (appointed July 2018), Neville Guthberlet (retired June 2019), John MacKenzie (retired June 2019), Neville Messenger, Natalie Morley, Kerry Morrow, Graham Smart (retired June 2019), and Debbie Sterrey (appointed July 2018).

Officers of the Association are acting on an honorary basis.

The key management personnel for the Association include the following employees: Steve Baldas (CEO), Ty Allen (Tournaments, Competitions and Officiating Manager), Brett Hidson (General Manager - Venues and Government Relations) and Matthew Fitzgerald (Head of Tennis Development).

Key management personnel compensation

IN AUD

	2019	2018
Short-term employee benefits	425,295	395,541
Post employment benefits	38,900	37,799
Total compensation	464,194	433,340

In addition to salaries paid, key management personnel receive cash incentive bonuses based on key performance indicators, which are included in the benefits listed above.

20. ECONOMIC DEPENDENCE

The Association, being an associate member of Tennis Australia, receives grant funding from Tennis Australia that forms an important part of the funding it requires to deliver the services to its members in line with its objective of promoting and supporting tennis in South Australia.

In the event that grant funding from Tennis Australia should cease, or be reduced, it is the view of the officers that if the Association was not able to replace that funding from other sources then it would need to change the services provided to its members so that those services were consistent with the funding available while still meeting its underlying objective.

21. SUBSEQUENT EVENTS

At the Special General Meeting held 25th March 2019 it was approved for the Association to spend up to \$500,000 of the Associations funds on the Memorial Drive Centre Court Roof project. This project has a total budget of \$11,000,000 and is jointly funded by the Government of South Australia - Office for Recreation, Sport and Racing (\$10 million), Tennis Australia (\$500,000) and Tennis SA Incorporated (\$500,000). The project is scheduled to be completed by December 2019 in line with a new tournament to be hosted in January 2020. As at 30 June 2019, the Association had not yet spent any of its allocated funds but will expend the full amount by the completion of the project.

In the interval between the end of the financial year and the date of this report there have been no other events, items or transactions of material or unusual nature likely, in the opinion of the directors of the Association, to significantly affect the operations of the Association, the results of those operations, or the state of the affairs of the Association in future financial years.


TENNIS SA INCORPORATED
STATEMENT BY THE OFFICERS

In the opinion of the officers of Tennis SA Incorporated ('the Association'):

- (a) the financial statements and notes set out on pages 1 to 18, are in accordance with the Associations Incorporation Act 1985, including:
 - (i) fair presentation of the financial position of the Association as at 30 June 2019 and of their performance, for the financial year ended on that date; and
 - (ii) complying with Australian Accounting Standards and the Associations Incorporation Act 1985;
- (b) there are reasonable grounds to believe that the Association will be able to pay its debts as and when they become due and payable.

Dated at Adelaide 23rd day of August 2019.

Signed in accordance with a resolution of the officers:


 K. Thiele
 President


 P. Roberts
 Vice President



Independent Auditor's Report

To the members of Tennis SA Incorporated,

Report on the audit of the Financial Report

Opinion

We have audited the **Financial Report** of Tennis SA Incorporated (the Association).

In our opinion, the accompanying Financial Report of the Association is in accordance with the *Incorporation Act 1985*, including:

- giving a true and fair view of the **Association's** financial position as at 30 June 2019 and of its financial performance for the year ended on that date; and
- complying with *Australian Accounting Standards Reduced Disclosure Requirements* and the Associations Incorporation Act 1985.

The **Financial Report** comprises:

- Statement of financial position as at 30 June 2019
- Statement of profit or loss and other comprehensive income, Statement of changes in equity, and Statement of cash flows for the year then ended
- Notes including a summary of significant accounting policies
- Directors' Declaration.

Basis for opinion

We conducted our audit in accordance with *Australian Auditing Standards*. We believe that the audit evidence we have obtained is sufficient and appropriate to provide a basis for our opinion.

Our responsibilities under those standards are further described in the *Auditor's responsibilities for the audit of the Financial Report* section of our report.

We are independent of the Association in accordance with the ethical requirements of the *Accounting Professional and Ethical Standards Board's APES 110 Code of Ethics for Professional Accountants* (the Code) that are relevant to our audit of the Financial Report in Australia. We have fulfilled our other ethical responsibilities in accordance with the Code.

KPMG, an Australian partnership and a member firm of the KPMG network of independent member firms affiliated with KPMG International Cooperative ("KPMG International"), a Swiss entity.

Liability limited by a scheme approved under Professional Standards Legislation.



Responsibilities of the Directors for the Financial Report

The Directors are responsible for:

- preparing the Financial Report that gives a true and fair view in accordance with Australian Accounting Standards - Reduced Disclosure Requirements and the Associations Incorporation Act 1985
- implementing necessary internal control to enable the preparation of a Financial Report that gives a true and fair view and is free from material misstatement, whether due to fraud or error
- assessing the Association's ability to continue as a going concern and whether the use of the going concern basis of accounting is appropriate. This includes disclosing, as applicable, matters related to going concern and using the going concern basis of accounting unless they either intend to liquidate the Association or to cease operations, or have no realistic alternative but to do so.

Auditor's responsibilities for the audit of the Financial Report

Our objective is:

- to obtain reasonable assurance about whether the Financial Report as a whole is free from material misstatement, whether due to fraud or error; and
- to issue an Auditor's Report that includes our opinion.

Reasonable assurance is a high level of assurance, but is not a guarantee that an audit conducted in accordance with *Australian Auditing Standards* will always detect a material misstatement when it exists.

Misstatements can arise from fraud or error. They are considered material if, individually or in the aggregate, they could reasonably be expected to influence the economic decisions of users taken on the basis of the Financial Report.

A further description of our responsibilities for the audit of the Financial Report is located at the *Auditing and Assurance Standards Board* website at: http://www.auasb.gov.au/auditors_responsibilities/ar4.pdf. This description forms part of our Auditor's Report.

KPMG

Gordon Sangster

Partner

Melbourne

23 August 2019