



TENNIS VICTORIA

2018 /
2019

ANNUAL REPORT




CONTENTS

STRATEGY TO 2020	3
PRESIDENT'S REPORT	4 - 5
TENNIS VICTORIA CEO'S REPORT	5
TREASURER'S REPORT	6
TENNIS AUSTRALIA CEO'S REPORT	8
OPPORTUNITIES TO PLAY	
Competitions	11
Competition Results	12 - 13
Player of the Year Awards.....	14
Regional Academies of Sport.....	15
Female Participation	15
Tennis4Teens	15
Player Support Program.....	15
Inclusion	15
2018/19 Regional Team Event Results	16 - 19
2018/19 State Championships.....	20 - 21
Tournament and Competition Breakdown.....	22
Country Week	23
PLACES TO PLAY	
Facilities and their Management.....	24 - 25
SUPPORT	
Dedicated Workforce.....	26
Youth Development	26
Affiliation.....	27
Communications.....	28
Coaching & Officials	29
Awards.....	30 - 33
Tennis Victoria Life Members.....	33
PARTNERSHIPS	
Promotions and Activations.....	35
Melbourne Tennis Month	35
Gender Equality	36
Supporters.....	37
VICTORIAN PLAYER HIGHLIGHTS	38 - 39
BOARD AND COMMITTEES.....	40
TENNIS VICTORIA STAFF	41
AUSTRALIAN / STATE REPRESENTATION	42 - 43
STATE RANKINGS	44
NATIONAL CHAMPIONS.....	45
FINANCIALS.....	46

TENNIS VICTORIA

STRATEGY TO 2020



OUR FOCUS - PARTICIPATION

HOT SHOTS

BOOK A COURT

OUR PURPOSE - MORE PEOPLE PLAYING TENNIS,
MORE OFTEN, FOR LIFE

www.tennis.com.au/vic

STRATEGIC PILLARS

OPPORTUNITIES
TO PLAY



Programs and
pathways for all

PLACES
TO PLAY



Facilities and their
management

SUPPORT



Enhancing
grassroots tennis

PARTNERSHIPS



Sharing the court
for success

LEADERSHIP

VALUES

GREATER GOOD
OF THE GAME

PRESIDENT'S

REPORT

I AM PLEASED TO PRESENT THIS PRESIDENT'S REPORT FOR 2018/19.

It has been another outstanding year in Victorian tennis, and I would like to present the following highlights. A total connected participants target was set at 370,000 for the year, and I am pleased to report that this target was very comfortably beaten with a final tally of 460,846 individuals who engaged with tennis in Victoria in 2018/19. This total is a 38.4% increase on the 2017/18 record participation figure of 332,931. This is an extraordinary achievement for Tennis Victoria that couldn't have been achieved without the dedicated efforts of the entire Victorian tennis community of administrators, players, coaches, volunteers and officials.

I was honoured this year to award two very worthy recipients with Life Membership of Tennis Victoria. The first to long time Board Director, Maria Keys, who was presented her Life Membership at the annual Tennis Victoria Champions Dinner in October 2018. The second Life Membership was presented to the pioneer of women's tennis, Judy Dalton AM, at the annual Volunteers' Breakfast in January 2019. Congratulations to both of these wonderful contributors to Victorian tennis.

A key focus of our efforts this year was to develop our understanding of the drop-off rates in competition tennis. Following the successful Competitions Summit held in Melbourne in February 2018, the Country Competitions Summit was held in November 2018, with competition administrators joining together at locations in Geelong, Ballarat, Bendigo, Shepparton and Traralgon. This forum sought to understand the challenges of managing and delivering tennis competition in regional Victoria.

Tennis Victoria was pleased to receive funding from Sport and Recreation Victoria to help make a difference to gender equality in tennis and encourage Victorian tennis clubs to create safe and inclusive environments for women and girls, ensuring gender equality practices filter throughout their clubs at all levels including participants, administrators, coaches, and committee. I was pleased to join representatives from Drouin Tennis Club, Cranross Tennis Club and Royal South Yarra Lawn Tennis Club along with our program ambassador, Jelena Dokic to discuss this very important program for the sport and the Victorian community.

I again was proud to welcome the Presidents from the 2017/18 Top 50 Clubs to the Presidents Lunch in June this year. This was the third time we have formally brought this group together. I'd like to thank the Kooyong Lawn Tennis Club for their hospitality and Tennis Australia's Chief Tennis Officer Matt Dwyer for joining us as our guest speaker.

In November 2018 I accepted the resignation of Matthew Kennedy, Tennis Victoria's Chief Executive Officer of eight years. I'd like to particularly thank Matthew for his excellent contribution to tennis and support to the board during his time at the helm. Matthew drove key governance change, affiliation reform and created an environment that allowed clubs to think differently about how they offer playing opportunities to their local communities.

With Matthew's departure, we were fortunate to recruit Ruth Holdaway MBE to the role as Chief Executive Officer. Ruth was appointed to the role in March and joined the team in June this year. Ruth had an extensive career in the UK where she was the Chief Executive of Women in Sport. Named by national UK media as one of the 50 most influential women in sport in the UK and awarded an Honorary Doctorate from the University of East London for services to sport, Ruth brings a strong track record of innovation and leadership across the sport sector. Ruth was also awarded an MBE for her services to sport in June this year, and we look forward to many of you meeting Ruth in her first year in the office.

I would also like to extend my appreciation to Belinda Kleverlaan who was our Acting Chief Executive between Matthew's departure and Ruth's commencement.

Victorian tennis is thriving and part of this success is strong strategic leadership. I would like to thank my fellow Directors of the Tennis Victoria Board for their dedication to tennis in Victoria and their many hours of service. Victorian tennis is very fortunate to have such a highly-skilled group of individuals who dedicate themselves to the sport. I would especially like to thank Vice President Mark Da Silva and Treasurer Phil Crouch for their effort and support throughout this year.


To our independent committee members of the Audit and Risk and Nominations Committees, thank you for your time and effort over the year, particularly to the Chairs, Ian Jenkins (Audit and Risk), Leigh Russell (Nominations until October 2018) and Bronwyn Madigan (Nominations from May 2019). Thank you to all members of all Committees and Advisory Groups for your commitment to the sport.

To the many partners of Tennis Victoria who continue to support our organisation, we owe them our ongoing gratitude for their financial and in-kind support of tennis in Victoria, with particular thanks to our national counterparts at Tennis Australia, the Victoria State Government, VicHealth, and ANZ.

I'd like to thank the team of staff at Tennis Victoria for all of their efforts during the year. You should all be incredibly proud of your work and professionalism, particularly during a year of such substantial change.

Finally and most importantly, to every single volunteer, administrator, coach and player – thank you all so much for your commitment and dedication to tennis in Victoria. You all truly are the lifeblood of the sport and without your continued effort, passion and commitment, the results shared throughout this report wouldn't be what they are without you all.

Dr Emma Sherry
President,
Tennis Victoria



CEO'S

REPORT

HAVING ARRIVED IN AUSTRALIA FROM THE UK AT THE END OF FINANCIAL YEAR 2018/19, IT'S A PLEASURE TO BE ABLE TO INTRODUCE MYSELF THROUGH THIS ANNUAL REPORT AND TO PRAISE THE WORK OF MY PREDECESSORS MATTHEW KENNEDY (CEO) AND BELINDA KLEVERLAAN (INTERIM CEO).

This report, and the achievements outlined within it, are testament to the strong leadership they provided – and I am excited to be picking up where they left off.

In these early days as Chief Executive I have already seen that the Victorian tennis community is passionate, committed and keen to build for the future.

It was a joy to meet with the clubs that attended the Top 50 Club luncheon at Kooyong Lawn Tennis Club in my very first week - a great opportunity to start to get to know the dedicated people who help drive our bigger clubs to be as successful as they are. Many of these clubs were integral to the delivery of the participation figures shared later in this report, and for that I congratulate them.

As I write this I am planning a tour of as many of our great clubs, large and small, as I can manage over the next six months. I'm particularly looking forward to exploring Country Victoria and seeing the great work done by our brilliant volunteers across the state.

Huge thanks to the Tennis Victoria Board and Staff for being so welcoming since my arrival, I'm excited to work with you and the wider tennis community to continue to drive excellence in our sport, to engage with local communities and to ensure tennis can become a part of every Victorian's life.

TRESURER'S REPORT

IT IS WITH GREAT PLEASURE THAT I PRESENT THE 2019 FINANCIAL YEAR TRESURER'S REPORT.

The final FY19 result was a surplus of \$196,723 (FY18: \$58,849), which includes unrealised gains of \$43,537 in Tennis Victoria's investment portfolio, following changes in accounting standards adopted during the year. In turn, Total Members' Funds have increased to \$2,501,095 (FY18: \$2,304,372).

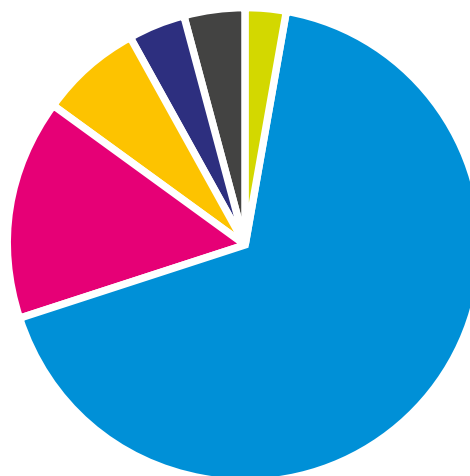
During the year funding from Tennis Australia increased to \$4,309,779 (FY18: \$3,625,843), which represents 67% of revenue. The increased funding was linked to new roles to support our stakeholders, which commenced in the final quarter of last financial year. The full year impact of salary and on-cost expenses for this increased staffing capacity is reflected in the increase in Employee Benefits to \$3,869,172 (FY18: \$3,401,684), which reflects 62% of the organisation's expenses.

Our investment valuation at year end grew to \$2,427,767 (FY18: \$2,249,186) while cash reserves remain healthy at \$995,276 (\$488,843), which is sufficient for the day-to-day operation of the business.

The below graphs outline the main revenue and expense lines of the business. Further details of TV's financial performance is included in the statutory financial accounts on pg 46.

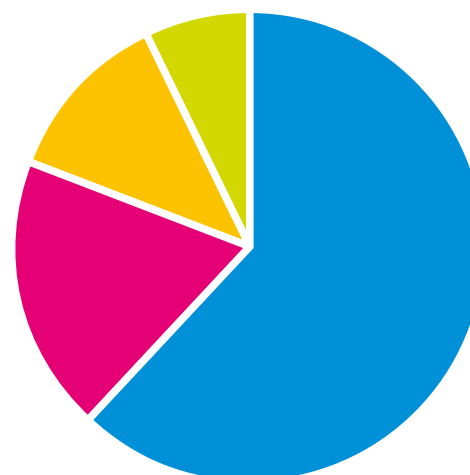
Phil Crouch
Treasurer,
Tennis Victoria

REVENUE



Tennis Australia grants	67%
Membership & affiliation fees	15%
Government grants	7%
Competition and tournament entry fees	4%
Investments^	4%
Other*	3%

EXPENSES



Employee benefits	62%
Other Corporate Services	19%
Participation	12%
Tennis Operations	7%

TENNIS AUSTRALIA

CEO REPORT

A MOMENTOUS YEAR

As we reflect on the past 12 months in Australian tennis, it is Queensland's Ash Barty who is on top of the world. Her victory at Roland Garros was achieved with not only class, humility and by being true to herself but also by honouring her talent, her family and her team.

For all of us involved in the sport, it was incredibly heartening to see such a wonderful athlete and role model fulfil her dream of becoming a Grand Slam singles champion and the latest world No.1. Her ascension to the top of the singles rankings began when she captured the doubles title at the US Open with American CoCo Vandeweghe, the WTA Elite Trophy in Zhuhai and shared the Newcombe Medal with Alex de Minaur – the highest honour in Australian tennis.

Ash was not the only athlete achieving great heights. Victoria's Dylan Alcott continues to make history in wheelchair quads taking to the grass at Wimbledon for the first time in doubles, capturing his second US Open crown, returning to world No.1, winning his fifth consecutive Australian Open title and taking the inaugural singles title in Paris. He continues to be an inspiration and an incredible ambassador for our country and our sport.

The past year was filled with many on-court triumphs by our Aussie players in front of a home-crowd. Alex de Minaur's maiden ATP singles title at the Sydney International, Sam Stosur's doubles crown at the Australian Open, the largest contingent of Aussies competing in the singles main draw since Australian Open 2000, the Davis Cup team qualifying in Adelaide for the new-look finals format later this year and our Fed Cup team's 3-2 victory over Belarus in Brisbane sending Australia to the final for the first time in 26 years. Eyes around the country will be glued to Perth in November to watch our Aussie team, captained by Alicia Molik, take on France for a shot to regain the cup 45 years since our last one.

A NEW ERA IN AUSTRALIAN TENNIS

Our major focus for the past year has been increasing resources on the ground through greater investment into regional development via our Member Associations. This has led to the creation of more than 50 new jobs across the country to deliver tennis to the next generation and attract more adults back to the sport through social play.

We all know that being able to hold world-class events with more opportunities for the top players to start their season here in Australia is one of the most important factors in inspiring future generations to the sport.

With this in mind we've completely reinvented the summer and next January will be the biggest launch of the global tennis calendar with the introduction of a brand new men's teams event, the ATP Cup in Brisbane, Perth and Sydney, the new combined men's and women's Adelaide International and improved women's events in Hobart and Brisbane.

All of this leading into the pinnacle event on our calendar, the Australian Open, and with it the rollout of our new Australian tennis strategy. We have some big ambitions to grow our sport even further over the next five years as well as introduce a women's teams event to the summer line-up. It's because of our team's hard work over the past decade that we are in such a strong position to do this.

The dedication and professionalism shown by each member of our tennis community from players, coaches, volunteers, officials, administrators and fans is nothing short of phenomenal. As we continue to invest in our sport and grow the game we all love, the commitment and cooperation you demonstrate is what allows us to build on our success.

We look forward to another momentous year ahead.

Craig Tiley
Chief Executive Officer
Tennis Australia



www.tennis.com.au/vic



OPPORTUNITIES

TO PLAY

www.tennis.com.au/vic

ANZ



ANZ TENNIS HOT SHOTS

ANZ Tennis Hot Shots continues to inspire the nation's children, particularly those in Victoria. 286,476 children participated in the modified program accounting for 40% of the country's Hot Shots participation. Coaching programs at clubs and centres enable this program to flourish, in addition to the highly successful **School Partnership Program** - which, of Victoria's 1,553 primary schools, 991 are connected to tennis. The 991 primary schools represent 237,283 of this Hot Shots participation figure and is a testament to the wonderful teachers that assist us with facilitating tennis as part of the school curriculum.



ANZ TENNIS HOT SHOTS MATCH PLAY

ANZ Tennis Hot Shots Match Play introduces kids to a competition component while still maintaining a fun and friendly environment. In 2018/19 Match Play continued to grow with the registered deliverers and venues standing at: 182 deliverers across 245 venues. Match Play has significant buy in from coaches, parents and players from all over the state, which in turn allows for the first competitive experience from learning to playing the game to be overwhelmingly positive.

COMPETITIONS



Tennis Victoria Pennant entered its 135th season in 2018 and saw 130 clubs, 415 teams and 3623 players involved in the competition. Congratulations to 2018 champions – MCC Glen Iris Valley Tennis Club (women) and Royal South Yarra Lawn Tennis Club (men) – on claiming the prestigious Grade 1 titles. All results can be found on page 13.



Associations Junior League (AJL) continues to be a highlight for Melbourne's brightest young stars to represent their local Association. In the 2018 AJL Blockbuster Round, Premier League players Aaron Addison and Storm Sanders paid a visit to deliver an inspirational talk to the children about the importance of hard work and enjoying the opportunity to play alongside friends.



The highest level competition in the state, **Tennis Victoria Premier League**, produced an incredible season of highlights, which saw both Liston (women) and MCC Glen Iris Valley (men) win back-to-back titles. The competition saw 97 of the country's top players participate. Peter Luczak, Cara Black, Marc Polmans and Arina Rodionova were just some of star players that chose to participate, which was a thrill to see them all in action.

www.tennis.com.au/vic



265

Tennis Australia qualified coaches delivered this fun fitness-based program across Victoria.

COMPETITION RESULTS

2018 ASSOCIATION JUNIOR LEAGUE RESULTS

GRADE	WINNER		RUNNERS UP	
Mixed				
10A	NSJTA - Team Buttifant	3-5-48	Bayside-Moorabbin Aces	3-5-38
10B	Berwick Magic	5-8-52	NSJTA - Team Tate	1-3-29
Boys				
12A	Waverley Warriors 12A Boys	6-10-64	ERT Goannas	0-2-37
12B	Waverley Warriors 12B Boys	3-5-55	Bayside-Moorabbin Match Points	3-5-54
12C	Peninsula Tennis 12C Boys	3-6-54	Bayside-Moorabbin Terminetters	3-6-51
12D	Bayside-Moorabbin Deuce	4-6-50	NEJTA 12D Boys	2-4-46
14A	NSJTA - Team Ha	4-7-51	NEJTA 14A Boys	2-3-41
14B	NSJTA - Team Vuradin	4-7-47	Western Region 14B Boys	2-4-44
14C	Geelong State Warriors	4-6-47	Berwick Beasts	2-5-53
14D	Peninsula Tennis 14D Boys	6-10-64	ERT Yabbies	0-1-25
16A	ERT Ospreys	4-6-53	Barwon Ball Breakers	2-4-44
16A	NSJTA - Team Knutson	3-6-45	ERT Emus	3-4-41
Girls				
12A	NSJTA - Team Barfoot	4-7-53	Bayside-Moorabbin Sweetspots	2-3-37
12B	NSJTA - Team Davoli	5-8-63	Western Region 12B Girls	1-2-32
14A	Barwon Bombadiers	4-8-48	Waverley Warriors 14A Girls	2-5-45
14B	ERT Honeyeaters	4-7-51	Western Region 14B Girls	2-3-42
16A	ERT Numbats	6-10-58	Bayside-Moorabbin Wild Things	0-2-33

2018 TENNIS VICTORIA PREMIER LEAGUE RESULTS

GRADE	WINNER		RUNNERS UP	
Men				
	MCC Glen Iris Valley TC	4-9-63	Bundoora TC	2-4-43
Women				
	Liston TC	3-9-54	MCC Glen Iris Valley TC	1-4-49

2018 TENNIS VICTORIA PREMIER LEAGUE AWARDS

AWARD	MEN	WOMEN
ACE Award winners	Stefan Vujic (Bundoora TC)	Seone Mendez (MCC Glen Iris Valley TC)
Paul Arber Memorial Award winners	Lucas Vuradin (MCC Glen Iris Valley TC)	Gabriella Da Silva-Fick (Kooyong LTC)
Community Engagement Award	Glenburn TC	Liston TC and Hume Tennis and Community Centre

COMPETITION RESULTS

2018 TENNIS VICTORIA PENNANT RESULTS

GRADE	WINNER		RUNNERS UP	
Men's				
Grade 1	Royal South Yarra LTC No.1	4-9-57	Centre Court Indoor	0-0-20
Grade 2	Kooyong LTC No.2	4-9-62	Hurlingham Park TC	1-2-56
Grade 3	Melbourne University TC	4-10-77	UCTC - Diamond Creek	1-3-57
Grade 4	Beaumaris Community TC	5-11-87	Box Hill TC	1-5-69
Grade 5	Kings Park TC	5-10-71	Heathmont TC	1-2-39
Grade 6	Croydon TC	5-10-71	Greensborough TC	0-1-38
Grade 7	Kings Park TC	4-10-73	Maccabi TC No.1	1-3-55
Grade 8	East Camberwell TC	4-10-74	Eildon Park TC	2-5-57
Grade 9	Yallambie TC No.1	5-10-76	Yallambie TC No.2	1-4-58
Grade 10	Mayfield Park TC	5-11-78	Glencairn TC	1-3-47
Women's				
Grade 1	MCC Glen Iris Valley TC	4-10-72	Centre Court Indoor	0-1-41
Grade 2	Essendon TC	4-10-78	Bundoora TC	2-5-52
Grade 3	Mt. Eliza TC	4-8-68	Knox City TC	4-8-63
Grade 4	Bulleen TC	5-10-64	Knox City TC	1-2-46
Grade 5	Royal South Yarra LTC No.1	4-8-70	Centre Court Indoor	2-4-47
Men's Masters 35+ Doubles				
Grade 1	Grace Park Hawthorn Club	2-4-37	East Malvern TC	2-4-36
Grade 2	Mitcham TC	4-8-48	Geelong Lawn TC	0-0-19
Grade 3	Heathmont TC	2-6-42	Macleod TC	2-4-30
Grade 4	Kurunjang Park TC	3-6-34	Strathmore TC	1-4-40

www.tennis.com.au/vic



2018 PLAYER OF THE YEAR AWARDS

2018 WOMEN'S PENNANT PLAYER OF THE YEAR AWARD

GRADE	WINNER	CLUB	PTS	RUNNERS UP	CLUB	PTS
Grade 1	Carolyn McGann	Centre Court Indoor	300	Lisa Whybourn	Hume Tennis and Community Centre	279
Grade 2	Shareen Bottrell	Bundoora	300*	Maddison Springall	Essendon	300
Grade 3	Prisha Balaga	Knox City	300*	Paige Meunier	Knox City	300
Grade 4	Elicia Kim	Eaglemont	300	Hayley Sibbald	Hume Tennis Centre	290
Grade 5	Valentina Maljkovic	Essendon	290	Vanessa Aitken	Centre Court Indoor	282

2018 MEN'S PENNANT PLAYER OF THE YEAR AWARD

GRADE	WINNER	CLUB	PTS	RUNNERS UP	CLUB	PTS
Grade 1	Adam Lasky	Centre Court Indoor	300	Oliver Casey	Royal South Yarra No.1	267
Grade 2	Ashwin Vijayaragavan	Dendy Park	290	Trent Cobb	Mountain Gate No.2	282
Grade 3	Alex McDonald	Mt Eliza	300	Tyler Tranquille	Melbourne Uni	280
Grade 4	Sam Scala McNeill	Greensborough	300*	Nicholas Ryan	Greensborough	300
Grade 5	Mark Stevens	East Malvern	300	Shadi Taleb	Beaumaris LTC No. 1	292
Grade 6	Michael Lehane	Gladstone Park	300	Bik Khi Teng	Croydon	292
Grade 7	Matthew Wong	Templestowe Park	290	Peter Nguyen	Maidstone	279
Grade 8	Scott McKenzie	Wonga Park	300*	Mete Atakuman	East Camberwell	300
Grade 9	Tom O'Donnell	Beaumaris	280	Daniel Forgie	Mordialloc	275
Grade 10	Rajesh Varghese	Glencarin	283*	Josh Boyd	Glencarin	283

2018 MEN'S MASTERS 35+ DOUBLES PENNANT PLAYER OF THE YEAR AWARD

GRADE	WINNER	CLUB	PTS	RUNNERS UP	CLUB	PTS
Grade 1	Robbie Anderson	Hampton Park	54	Keith Barnes	Hampton Park	39
Grade 2	Benn Heyme	Mitcham	100	Alex Ubavin	Mitcham	88
Grade 3	Troy Reeys	Heathmont	88	Phil Ryan	Macleod	84
Grade 4	David Partridge	Kurunjang Park	100	Dean Maslak	Kurunjang Park	88

KEVIN HOWARD AWARD (Best performing Masters 35+ Doubles team)

KURUNJANG PARK - GRADE 4

Andrew Dobson	Andrew Wintrip
Brett Greene	Chris Cato
David Partridge	David Tobin
Dean Maslak	Jason Snell
John Roberts	Scott Maslak
Terry Love	

2018 ASSOCIATIONS JUNIOR LEAGUE PLAYER OF THE YEAR AWARD

GRADE	WINNER	CLUB	PTS	RUNNERS UP	CLUB	PTS
Mixed 10A	Evan Vasiliadis	North Suburban - Team Buffiant	200	Cooper Pearson	Waverley Warriors 10A	186
Boys 12A	Kosta Mandikos	Bayside-Moorabbin Heavy Duty Felt	200	Joshua Reynolds	Waverley Warriors 12A	186
Boys 14A	Cooper Errey	Eastern Region Shearwaters	186*	Lucas Dela Cruz	North Suburban - Team Ha	186
Boys 16A	Wyatt Ford	Eastern Region Ospreys	200	Jack Henry	Barwon Ball Breakers	180
Girls 12A	Amelia Zylberman	Bayside-Moorabbin Sweetspots	180	Jessica Nuen	North Suburban - Team Barfoot	175
Girls 14A	Emma Frerker	Waverley Warriors 14A	200	Olivia Bourke	North Suburban - Team Goodland	160
Girls 16A	Lu Huang	Eastern Region Numbats	200	Emily Kapsalis	Eastern Region Numbats	183



REGIONAL ACADEMIES OF SPORT

- > Tennis Victoria delivered the **4th annual Inter-Academy Challenge** at Melbourne Park. The event was won by the **Gippsland Sports Academy** and **Bendigo Academy** were Runners-Up. In 2018, there were 5 Academy environments across country Victoria, supporting 76 junior athletes.

FEMALE PARTICIPATION

- > Tennis Victoria was again proud to be a partner of **VicHealth's This Girl Can - VIC** campaign encouraging women and girls to be active no matter the obstacles they may face. In 2018/19, Tennis Victoria provided \$45,430 in female participation funding for clubs and coaches.. Thanks to funding from Change Our Game, we were able to support the growth and development of the female coaching network in Victoria. New resources to support clubs in getting more women and girls participating have been created for the Game Set Match website, including local area marketing templates.

TENNIS4TEENS

- > **Tennis4Teens** is a new initiative of Tennis Victoria in 2018/19. Through the support of VicHealth, we have created a program that enables 12-17 year olds to play in a non-competitive, stress-free and fun environment. The program offers participants activities both on and off court. Thanks to the 29 clubs for participating in the first year of the program.

PLAYER SUPPORT PROGRAM

- > There are 86 junior players in the **2019 Player Support Program**, comprised of 13 country and 73 metro-based players. The 2019 program, held at Melbourne Park is designed to complement a player's regular training and continues to provide a disciplined match play opportunity to highly ranked Victorian juniors from both metro and country areas. The program delivered tours to the 12's and 14's National Clay Court Championships in Canberra, ACT in September 2018 and then again in April 2019.

INCLUSION

- > Our **Accessible Community Equality (ACE) grants** have once again supported clubs and coaches in providing programs for groups that have difficulty in accessing tennis. \$70,000 in funding was provided to 44 grant recipients to support their inclusion initiatives. We would like to extend a special thank you to **St Peter's Toorak Tennis Club** for their generous donation over the past three years, which has enabled many communities being able to access tennis. Thank you also to Sport and Recreation Victoria and the Department of Multicultural Affairs for their continued support.
- > **Traralgon Tennis Association** hosted the **Pride in Tennis** event during the Latrobe City Traralgon Challenger. This was a first for tennis and was supported by Jelena Dokic who visited the community to come together in support of the LGBTIQ+ community.
- > A total of 24 specialist schools were involved in two **'Come and Try'** days. The program was received well by students, especially when they were paid a visit from rising Australian star Thanasi Kokkinakis who spent time playing with kids and then presented them with their very own racquet. Thank you to our wonderful partners; Movement Disorder Foundation, Special Olympics and Tennis Australia for your support.

2018/2019 REGIONAL TEAM

EVENT RESULTS

15/U BRADTKE LUCZAK CUP

28-29 July 2018, Mornington Tennis Centre

Incomplete due to washout

11/U FRANK SEDGMAN CUP

28-29 July 2018, Bairnsdale Tennis Club

Eastern Region Tennis 3-34 def 3-28 Waverley Tennis

Michael Korobitsin Aedan Nelson

Baxter Errey Steven Klasan

Felicity Wei Christiana Masvosva

Anika Sutterby Kayla Yip

13/U JOHN FITZGERALD CUP

27-28 October 2018, Mildura Lawn Tennis Club

Barwon 6-36 def 0-6 Wimmera

Jason D'Souza Jordan Friberg

Saxon Richardson Connor Chivell

Josh Barnard Logan Casey

Aaron Hanson Tyler Pidgeon

13/U JUDY DALTON CUP

27-28 October 2018, Yarrawonga Lawn Tennis Club

Central Highlands

Finished first after round robin completion /

Megan O'Beirne

Milla Fraser

Jenna Gleeson

Philippa Bush

12/U ALICIA MOLIK CUP

8-9 December 2018, Kooyong Lawn Tennis Club

Bayside Regional TA 3-23 def 3-22 Waverley Tennis

Eagan Lai Ryosuke Shibuya

Patrick Flood Aedan Nelson

Koharu Nishikawa Chelsea Stergiopoulos

Olivia Moir Kayla Yip

17/U MINTER MCNAMEE CUP

9-10 February 2019, Kooyong Lawn Tennis Club

Central Gippsland

Finished first after round robin completion

Ben Grumley

James Mercer

Eliza Dunbar

Chelsea Elliott

NO PLACINGS

FINAL PLACINGS

1st	Eastern Region Tennis	7th	Peninsula TA
2nd	Waverley Tennis	8th	Goulburn
3rd	North Eastern Junior TA	9th	Barwon
4th	Central Highlands	10th	East Gippsland
5th	North Suburban Junior TA	11th	Central Gippsland
6th	Bayside - Moorabbin	12th	South West

FINAL PLACINGS

1st	Barwon	7th	Loddon Campaspe
2nd	Wimmera	8th	East Gippsland
3rd	Goulburn	9th	Mornington Peninsula
4th	Central Highlands		
5th	Northern Mallee		
6th	Central Gippsland		

FINAL PLACINGS

1st	Central Highlands
2nd	Loddon Campaspe
3rd	Central Gippsland
4th	North Eastern Junior TA
5th	Mornington Peninsula
6th	Goulburn

FINAL PLACINGS

1st	Bayside Regional TA	9th	Western Region TA
2nd	Waverley Tennis	10th	Peninsula TA
3rd	North Suburban Junior TA	11th	Loddon Campaspe
4th	Eastern Region Tennis	12th	Wimmera
5th	North Eastern Junior TA	13th	Barwon
6th	Moorabbin & District TA	14th	Goulburn
7th	Central Highlands	15th	Central Gippsland
8th	Berwick & District TA	16th	Mornington Peninsula

FINAL PLACINGS

1st	Central Gippsland
2nd	South West
3rd	Barwon
4th	Central Highlands
5th	Goulburn
6th	Loddon Campaspe
7th	Wimmera

2018/2019 REGIONAL TEAM

EVENT RESULTS

PAT CASH CUP

23- 24 February 2019, Warrnambool Lawn Tennis Club

Waverley Tennis 15-103 def 9-72 North Eastern Junior TA

12s

Kristian Tesevic	Jacob Portelli
Theo Edwards	Max Barry
Kate Smith	Jessie Carbis
Christiana Masvosva	Sara Mickoski

14s

Rhys Edwards	Flynn Caruana
Matthew Thach	Zac Heczey
Nithesa Selvaraj	Elicia Kim
Aarmaya Chandran	Bridget Heczey

16s

Viktor Sirucek	Jasper Collins
Sam Kim	Charlie Vinen
Prisha Baliga	Nicola Taylor
Jennifer McDonald	Victoria Trentin

18s

Darcy Nicholls	Maxim Trentin
Jordan Batis	Andrew Caruana
Tallie Collins	Ivana Savic
Chiara Antonacci	Abbey Rumble

10/U WAYNE ARTHURS CUP

6-7 April 2019, Kooyong Lawn Tennis Club

North Suburban Junior TA 4-28 def 2-20 North Eastern Junior TA

Adriel Palamara	Nikolas Baker
Ayaan Chowdhary	Viggo Sandberg
Arabelle Mancini	Chelsea Velayodapillae
Siya Kothapalli	Elena Mickoski
Jordan Batis	Andrew Caruana
Tallie Collins	Ivana Savic
Chiara Antonacci	Abbey Rumble

FINAL PLACINGS

- 1st Waverley Tennis
- 2nd North Eastern Junior TA
- 3rd Eastern Region Tennis
- 4th Central Highlands
- 5th Goulburn
- 6th Mornington Peninsula
- 7th Barwon
- 8th Peninsula TA
- 9th Loddon Campaspe
- 10th Northern Mallee
- 11th South West
- 12th Wimmera

FINAL PLACINGS

- 1st North Suburban Junior TA
- 2nd North Eastern Junior TA
- 3rd Waverley
- 4th Eastern Region Tennis
- 5th Moorabbin & District TA
- 6th Central Highlands
- 7th North East Region
- 8th Peninsula TA
- 9th Bayside Regional TA
- 10th Loddon Campaspe
- 11th Central Gippsland
- 12th Barwon
- 13th South West
- 14th Mornington Peninsula Region
- 15th Wimmera
- 16th East Gippsland

2018/19 REGIONAL TEAM

EVENT RESULTS

2019 INTER-REGIONAL COUNTRY CHAMPIONSHIPS

4-6 January 2019, Fosterville Gold Tennis Centre Bendigo

Mens' Open Singles

Matthew Hicks (1) Barwon 7-5 6-2 Yianni Papadimitriou (2) Barwon

Mens' Open Doubles

T McConchie / J O'Sullivan Central Highlands 4-1 4-2 M Hicks / Y Papadimitriou (1) Barwon

Womens' Open Singles

Eliza Long (1) Loddon Campaspe 6-2 3-6 10-6 Nicole Mullen (3) Barwon

Womens' Open Doubles

K Barnes / E Swarbrick South West 5-3 2-4 10-5 M Armstrong / N Mullen Barwon

Open Mixed Doubles

J Bingham / B Starling (3) Goulburn 4-5 4-2 10-3 S McHarg / H Curtis-McDonald (4) Goulburn

Mens' Singles 50+

David Kos (2) Barwon 6-0 6-1 Michael Morris (4) Mornington Peninsula

Mens' Doubles 50+

J Coulson / D Kos (2) Barwon 1-4 4-2 11-9 T Smith / M Smyth (1) Loddon Campaspe

Womens' Singles 50+

Lisa Niglia Goulburn 6-4 6-4 Leanne More (1) Goulburn

Womens' Doubles 50+

L More / L Niglia (1) Goulburn 4-2 4-0 B Crough / D Lawson Wimmera

Mixed Doubles 50+

J Evans / L Niglia Goulburn 1-4 4-1 10-8 M Morris / J Wilson Mornington Peninsula

Mens' Singles 35-49

David Starling (1) Goulburn 6-4 6-4 Bruce Ferguson (3) Goulburn

Mens' Doubles 35-49

B Ferguson / D Starling (1) Goulburn 4-1 5-4 (5) P Hayes / I Nitschke Wimmera

Womens' Singles 35-49

Helene Steward (1) Goulburn 6-0 6-1 Karen Royle (2) Mornington Peninsula

Womens' Doubles 35-49

B Osborne / T Penno Loddon Campaspe 4-2 4-2 K Royle / N Smith (1) Mornington Peninsula

Mixed Doubles 35-49

D Starling / H Steward (1) Goulburn 4-1 4-1 T Williams / K Royle Mornington Peninsula

Mens' 25/U Singles

James Curtis-McDonald (2) Goulburn 6-2 6-3 Nicholas Gattuso (1) Goulburn

Mens' 25/U Doubles

J Curtis-McDonald / N Gattuso (1) Goulburn 6 0 J Hicks / R Leader Loddon Campaspe

Womens' 25/U Singles

Lily Fraser (4) Central Highlands 6-2 6-1 Isobel Gribben (1) Goulburn

Womens' 25/U Doubles

L Fraser / T Fraser Central Highlands 6 4 G Dwyer / I Gribben Goulburn

2018/19 REGIONAL TEAM

EVENT RESULTS

2019 INTER-REGIONAL COUNTRY CHAMPIONSHIPS CONTINUED

4-6 January 2019, Fosterville Gold Tennis Centre Bendigo

Mixed Doubles 25/U

J Shadbolt / S Jones Mornington Peninsula 5-3 4-1 R Leader / C Warren Loddon Campaspe

Mens' 18/U Singles

Billy Spicer (2) Barwon 6-3 1-6 10-8 Harry Boyd (1) South West

Mens' 18/U Doubles

H Boyd / P Drake (2) South West 7 6 R Lee / B Spicer (1) Barwon

Womens' 18/U Singles

Olivia Quigley (1) Goulburn 6-4 6-3 Ruby Rothman (2) Central Highlands

Womens' 18/U Doubles

R Rothman / A Santurini (1) Central Highlands 6 3 C Barker / B Warne Northern Mallee

Mixed Doubles 18/U

M O'Sullivan / R Rothman (2) Central Highlands 4-2 5-3 H Boyd / D Warren (1) South West

Boys' 16/U Singles

Hugh McManus (1) Central Highlands 6-2 6-1 Gavin D'Souza (2) Barwon

Boys' 16/U Doubles

J Bavich / D Tomkins (2) Loddon Campaspe 6 1 G D'Souza / J Henry (1) Barwon

Girls' 16/U Singles

Helena Zubovic (1) Mornington Peninsula 3-6 6-4 10-5 Tiahna Leader (2) Loddon Campaspe

Girls' 16/U Doubles

D Crossman / T Leader (1) Loddon Campaspe 6 3 K Farrugia / H Zubovic Mornington Peninsula

Mixed Doubles 16/U

D Tomkins / D Crossman (3) Loddon Campaspe 5-3 4-0 H McManus / T Gleeson Central Highlands

Boys' 14/U Singles

Aaron Niglia (3) Goulburn 7-6 6-7 10-5 Curtis Fitzgerald (2) Barwon

Boys' 14/U Doubles

J Elliot / F Welbourn Central Highlands 7 5 B Cummins / L Walsh Mornington Peninsula

REGION BY REGION FINAL POINTS STANDINGS

1st	Goulburn
2nd	Loddon Campaspe
3rd	Barwon
4th	Central Highlands
5th	Mornington Peninsula
6th	Wimmera
7th	South West
8th	Northern Mallee

COOKE SHIELD FOR MOST IMPROVED REGION

Central Highlands



2018/19

STATE CHAMPIONSHIPS

2018 VICTORIAN PWID STATE CHAMPIONSHIPS

6-7 October 2018, Tennis World Albert Reserve

Mens Singles

Mitchell James	6-0 6-0	Alex Baker
----------------	---------	------------

Womens Singles

Carla Lenarduzzi (1)	6-1 6-0	Sharon Morse
----------------------	---------	--------------

Mens Doubles

Alex Baker / Mitchell James	Round Robin	Edward Graham / Tyler McPherson
-----------------------------	-------------	---------------------------------

Womens Doubles

Carla Lenarduzzi / Sharon Morse	Round Robin	Jodie Greenwood / Fiona Taylor
---------------------------------	-------------	--------------------------------

2018 VICTORIAN HARD COURT CHAMPIONSHIPS (AMT platinum & \$15,000 Prize Money)

26-30 November 2018, Notting Hill / Pinewood Tennis Club

Mens Singles

Luke Saville (2)	6-3 6-4	Max Purcell (1)
------------------	---------	-----------------

Womens Singles

Zuzana Zlochova (2)	6-4 6-2	Sara Tomic (3)
---------------------	---------	----------------

Mens Doubles

Max Purcell / Luke Saville (1)	Walkover	Ken Cavrak / Dane Sweeny (4)
--------------------------------	----------	------------------------------

Womens Doubles

Olivia Tjandramulia / Belinda Woolcock (2)	6-4 6-2	Alana Parnaby / Zuzana Zlochova (1)
--	---------	-------------------------------------

2018 VICTORIAN GRASS COURT CHAMPIONSHIPS (AMT platinum & \$15,000 prize money)

27-31 December 2018, Geelong Lawn Tennis Club

Mens Singles

Harry Bouchier (2)	6-3 6-4	Brydan Klein (1)
--------------------	---------	------------------

Womens Singles

Masa Jovanovic (1)	6-7 (6) 6-4 7-5	Ramona Mataruga (2)
--------------------	-----------------	---------------------

Mens Doubles

Josh Charlton / Jack Clements (3)	6-3 4-6 10-5	Edward Bouchier / Harry Bouchier (2)
-----------------------------------	--------------	--------------------------------------

Womens Doubles

Masa Jovanovic / Ramona Mataruga (1)	6-4 6-1	Jessica Fowler / Amy Stevens (2)
--------------------------------------	---------	----------------------------------



2018/19

STATE CHAMPIONSHIPS

2019 VICTORIAN CLAY COURT CHAMPIONSHIP (AMT platinum & \$15,000 prize money)
6 - 10 April , Royal Park Tennis Club

Mens Singles

Harry Bourchier (1)	6-3 6-1	Andrew Whittington (2)
---------------------	---------	------------------------

Womens Singles

Alison Bai (1)	6-1 6-3	Alana Parnaby (4)
----------------	---------	-------------------

Mens Doubles

Harry Bourchier / Aaron Addison (1)	6-3 6-1	Erik Holt-Crossman / Zac Osborne (3)
-------------------------------------	---------	--------------------------------------

Womens Doubles

Genevieve Lorbergs / Storm Sanders (4)	5-7 6-0 10-2	Masa Jovanovic / Alana Parnaby (2)
--	--------------	------------------------------------

JULY 2018 JUNIOR DEVELOPMENT SERIES STATE CHAMPIONSHIPS
(rescheduled due to washout) Tennis World Melbourne Park 22 July 2018

11/U Boys'

Stefan Tyrikos	6-3	Liam Kindler
----------------	-----	--------------

11/U Girls'

Ivana Srinivash	6-3	Lily Koleski
-----------------	-----	--------------

DECEMBER 2018 JUNIOR DEVELOPMENT SERIES STATE CHAMPIONSHIPS
Hume Tennis & Community Centre, Sunday 2 December 2018

11/U Boys'

Liam Kindler	6-4	Stefan Tyrikos
--------------	-----	----------------

11/U Girls'

Ivana Srinivash	6-3	Jayla Tran
-----------------	-----	------------

JUNE 2019 JUNIOR DEVELOPMENT SERIES STATE CHAMPIONSHIPS
Beaumaris Lawn Tennis Club, 16th June 2019

11/U Boys'

George Matta	6-4	Dejan Razumic
--------------	-----	---------------

11/U Girls'

Chloe Sitas	6-3	Valentina Velasco
-------------	-----	-------------------

9/U Boys'

Mccainne Askandar	Round Robin	Jack Keown
-------------------	-------------	------------

9/U Girls'

Lily Khonsavang	Round Robin	Eleni Makantasis
-----------------	-------------	------------------



EVENT

Junior Development Series

2018	2017	2016
89 tournaments	105 tournaments	84 tournaments
17 event partners	17 event partners	11 event partners
1941 total players	1722 total players	1602 total players

Australian Money Tournaments

2018	2017	2016
41 tournaments	50 tournaments	47 tournaments
18 event partners	18 event partners	18 event partners
2949 total players	2902 total players	2967 total players

Association Junior League

2018	2017	2016
9 metro assoc.	9 metro assoc.	9 metro assoc.
91 teams	88 teams	96 teams
571 total players	534 total players	583 total players

Tennis Victoria Premier League

2018	2017	2016
12 teams	10 teams	12 teams
8 clubs	7 clubs	8 clubs
97 total players	82 total players	90 total players

Victorian Wheelchair and Victorian PWII Open Players

2018	2017	2016
196 total players	125 total players	68 total players

Junior Tournaments

2018	2017	2016
63 tournaments	62 tournaments	53 tournaments
32 event partners	34 event partners	35 event partners
5658 total players	4789 total players	4789 total players

Pennant

2018	2017	2016
130 clubs	138 clubs	137 clubs
415 teams	437 teams	456 teams
3623 total players	3778 total players	4057 total players

Regional Teams Events including Inter-regional Country Championships

2018	2017	2016
11 country regions	11 country regions	11 country regions
8 metro assoc.	8 metro assoc.	8 metro assoc.
733 total players	750 total players	745 total players

General Category Tournaments

2018	2017	2016
38 tournaments	50 tournaments	51 tournaments
24 event partners	23 event partners	15 event partners

TOTAL PLAYERS in above events

2018	2017	2016
15768	14682	14718

*Not all unique players, multiple competitive participants will exist



TENNIS VICTORIA

2019

Shepparton
Mooroopna

COUNTRY WEEK

1237

Total
Players



www.tennis.com.au/vic

192

Teams

96

Grass Courts

60

Volunteers

5

Legends





**PLACES
TO PLAY**

**FACILITIES AND
THEIR MANAGEMENT**

IN 2018/19, TENNIS VICTORIA'S PLACES TO PLAY TEAM CONTINUED TO BUILD AND SHARE KNOWLEDGE ACROSS THE SECTOR, PLAN COLLABORATIVELY WITH LOCAL GOVERNMENT, AND ATTRACT INVESTMENT TO IMPROVE VENUE SUSTAINABILITY, USE AND CAPACITY. TENNIS VICTORIA UNDERSTANDS THAT SUCCESSFUL AND WELCOMING TENNIS FACILITIES ARE ACCESSIBLE, SUSTAINABLE, DELIVER GREAT COMMUNITY BENEFIT, AND ARE STRONGLY CONNECTED AND ACCOUNTABLE TO THEIR COMMUNITY.

www.tennis.com.au/vic

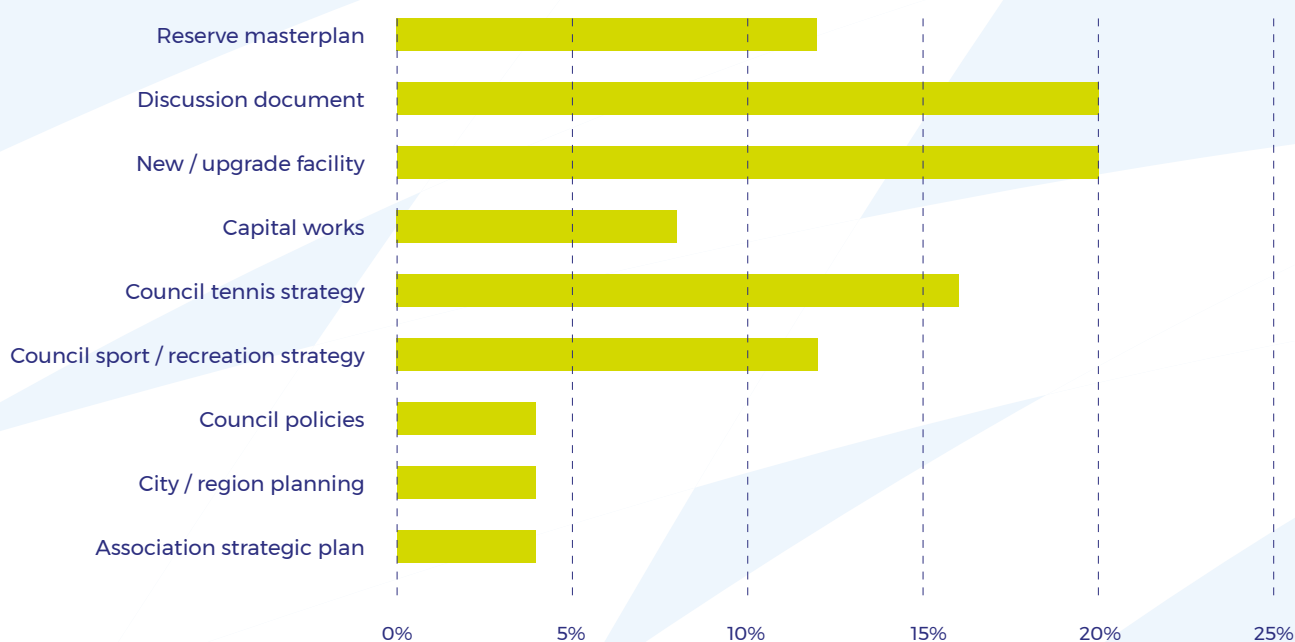
95 Victorian tennis clubs now have **Book a Court** installed and are able to make playing tennis, whether as a member or as a casual participant much easier. 9,004 individuals booked a court for a casual game of tennis during 2018/19.

As part of planning collaboratively with local government, the Places to Play team identified a number of priority Councils to work with during 2018/19.

Councils were selected on the basis of perceived opportunities or LGA driven requests to provide input into masterplans, facility upgrades or strategy development. Collection of data relevant to providing a report on the 'State of Play' of tennis in a particular LGA was a key component of this work.



Outcomes of the 'State of Play' data collection and analysis contributed to:



www.tennis.com.au/vic

During the year, Tennis Victoria expanded its **Preferred Supplier program**, welcoming SportENG along with 2MH in making available the latest technical information, planning, design and project management services for tennis clubs, venues and Councils. Tennis Victoria can offer assistance through an independent service that follows best practice principles and can provide suitably qualified and experienced consultants.

Tennis Victoria is committed to strengthening governance practices within its affiliate clubs, venues and associations and as such, engaged the services of two independent Consultants to assist with navigating the many governance issues facing community groups. This has taken the form of presentations at forums, fact sheets and templates, as well as providing individual assistance on a case by case basis.

Through the National Court Rebate Scheme and Tennis Australia (TA) Facility Loan, Tennis Victoria is able to assist local clubs and Councils undertake a range of facility improvements and new developments. The table below, while not a definitive list, is a snapshot to demonstrate the breadth and type of investment in Victoria. The figures were compiled based on information from clubs and LGAs, and not all projects were recipients of TA funding. (Melbourne Park is not included).

Type of Project	Investment
Courts	\$3,979,737
Lighting	\$344,520
Book a Court	\$406,543
Combined (pavilion, lights, courts)	\$9,353,825
Facility Audits & Planning	\$59,980
Grand Total	\$14,144,605

Note: This is not a definitive list of tennis facility investment over the last twelve months. It is a known snapshot to demonstrate the breadth and type of investment in Victoria. The figures were compiled based on information from clubs and LGAs. Melbourne Park is not included.

SUPPORT

DEDICATED WORKFORCE

- > 13 **Participation Leaders** across metropolitan Melbourne (eight) and Country Victoria (five) together with four **School Development Coordinators** and four **Coaching Leaders** continue to provide ongoing support for clubs, centres, coaches and schools across Victoria. This has seen a record participation figure of 460,846 for the 2018/19 year.
- > In January 2019, Tennis Victoria created a new role of **Associations Leader** to support the network of more than 60 Associations across Victoria. The role was established as a result of feedback received from a variety of forums and constructive discussions with affiliated associations.

YOUTH DEVELOPMENT

- > Through the award-winning **Tennis Victoria Future Leaders program**, 36 students contributed over 1,400 volunteer hours back into community tennis by completing their project requirements.
- > Tennis Victoria and **SEDA College** continued their relationship by offering students work placements and valuable industry experience at many tennis events. From administration to activations, students have had an incredible opportunity to be exposed to a number of Tennis Victoria projects.

872

Tennis Victoria Total 2018/19 Affiliates



Number of Tennis Victoria Affiliates

Year	No. of Clubs	Associations	Total
2008/09	884	100	984
2009/10	858	98	956
2010/11	838	94	932
2011/12	817	94	911
2012/13	801	98	899
2013/14	798	98	896
2014/15	811	72	883
2015/16	817	68	885
2016/17	818	64	882
2017/18	811	63	874
2018/19	808	64	872

● Clubs/Centres ● Associations

COMPRISED OF:

808
Clubs & Centres

426
Metro

446
Country

64
Associations

www.tennis.com.au/vic

156,683

Registered Players

(147,680 Club Participants –
9,003 unique casual Book a
Court bookings)

REGISTERED CLUB PARTICIPANTS

Year	Metropolitan	Country	TOTAL
2008/09	56,440	29,909	86,347
2009/10	56,973	27,544	84,517
2010/11	53,410	27,837	81,247
2011/12	53,332	22,011	75,343
2012/13	52,386	21,898	74,284
2013/14	48,721	20,038	68,759
2014/15	77,173	31,158	108,331
2015/16	87,071	29,533	116,624
2016/17	96,062	29,909	124,753
2017/18	101,437	30,629	132,066
2018/19	114,104	33,576	147,680

● Metropolitan ● Country

COMMUNICATIONS

SOCIAL MEDIA



5,406

(+15.5%)



2,125

(+3.7%)



2,028

(+25%)



189

(Page Created
in 2018)

FORUMS

Forum #13
**Working Effectively
with Local Government**

159

Attendees

1109

Livestream views

Forum #14
**Ace the Summer
of Tennis**

163

Attendees

886

Livestream views

WEBSITE

Tennis Victoria

329,002

Page Views

Game Set Match

13,988

Page Views

COACHES AND

OFFICIALS

EVENT	2018/19		2017/18		2016/17	
	Number of courses offered	Number of courses participants	Number of courses offered	Number of courses participants	Number of courses offered	Number of courses participants
High Performance Coaching Qualification	0	0	0	0	1	5
Master Club Professional Coaching Course	1	5	0	0	1	6
Club Professional Coaching Qualification	0	0	1	17	1	17
Junior Development Coaching Course	2	41	2	32	2	63
Community Coaching Course	2	44	5	85	5	77
Foundation Coaching Course (Previously Intro to ANZ Tennis Hot Shots)	15	140	4	53	7	152
National Schools Partnership Program (Teacher Training - No longer a Coach Development conducted program)	N/A	N/A	N/A	N/A	15	148
Total registered members		1051		961		907
Total qualified registered members		649		636		622
Total Workshops Offered		49		65		
Total Workshop Attendees		788		967		

Notes:

Due to a review of the Club Professional Coaching Course it was not offered in 2018/19.

Intro to ANZ Tennis Hot Shots is no longer a coaching course. Foundation Coaching Course is now the entry point coaching course. National School Partnerships Program (NSPP) is now conducted by the Schools Team instead of Coach Development.

The total coach membership numbers are down on previous years as those participants completing an Intro to ANZ Tennis Hot Shots no longer receive an associate coach membership, therefore are not included in the total membership figures.

EVENT	2018/19		2017/18		2016/17	
	Number of qualification courses delivered	Number of courses participants	Number of qualification courses delivered	Number of courses participants	Number of qualification courses delivered	Number of courses participants
Long lines	1	60	1	30	3	90
Cross lines (Intro & Advanced)	2	42	2	44	2	30
National Chair Program	1	15	1	11 (VIC)	0	0
Total registered members	295		285		256	
Total qualified registered members	295		260		236	

AWARDS

MOST OUTSTANDING CLUB OR CENTRE

2011/12	Frankston Tennis Club
2012/13	Elsternwick Park Tennis Centre
2013/14	Kyneton & District Tennis Club
2014/15	Mt Eliza Tennis Club
2015/16	Notting Hill / Pinewood Tennis Club
2016/17	Boroondara Tennis Centre
2017/18	West Lalor Tennis Club

VOLUNTEER ACHIEVEMENT

2011/12	Julie Fidler
2012/13	Judy Scarrott
2013/14	Eric Beeston
2014/15	Robin Lowe
2015/16	Terry Flynn
2016/17	Shirley Peake
2017/18	Andrew MacNeill & Donald Smith

MOST OUTSTANDING TOURNAMENT

2011/12	2011 William Loud Bendigo International, Bendigo Tennis Association
2012/13	AAMI Classic, Kooyong Lawn Tennis Club
2013/14	90th Annual Shepparton Easter Tournament, Shepparton Lawn Tennis Club
2014/15	VCTA Country Week, Swan Hill Lawn Tennis & Croquet Club
2015/16	Bendigo Bank Winter AMT and JT, Bendigo Tennis Association
2016/17	Melbourne Wheelchair Tennis Open 2017, Hume Tennis and Community Centre
2017/18	AGL Loy Yang Traralgon International, Traralgon Tennis Association

SUPPORTING TENNIS - LOCAL GOVERNMENT RECOGNITION

2015/16	Brimbank City Council
2016/17	Brimbank City Council
2017/18	City of Boroondara

MOST OUTSTANDING SCHOOL

2013/14	St Mary's Primary Greensborough
2014/15	Nichols Point Primary School
2015/16	St Gregory the Great Primary School
2016/17	Gippsland Grammar
2017/18	Clayton North Primary School

COACHING EXCELLENCE CLUB OR CENTRE

2011/12	Shane Scrutton
2012/13	Danielle Borle
2013/14	Mark Sheppard
2014/15	Jason Lindeman
2015/16	Adrian Muscillo
2016/17	Rufus Keown
2017/18	Vicky Lee

COACHING EXCELLENCE ANZ TENNIS HOT SHOTS

2011/12	Wes Horskins
2012/13	Vicky Lee
2013/14	Rob Urquhart
2014/15	Tim Connelly
2015/16	Vicky Lee

MOST OUTSTANDING 35+ TENNIS SENIOR

2011/12	Judy Hancy
2012/13	Andrew Rae
2013/14	Glenn Busby
2014/15	Nola Collins
2015/16	Peter Keller
2016/17	Glenn Busby
2017/18	Glenn Busby

MOST OUTSTANDING ATHLETE WITH A DISABILITY

2011/12	Zvi Schweitzer
2012/13	Glen Flindell
2013/14	Dylan Alcott
2014/15	Dylan Alcott
2015/16	Dylan Alcott
2016/17	Dylan Alcott and Heath Davidson
2017/18	Carla Lenarduzzi

AWARDS

MOST OUTSTANDING COMPETITION

2017/18 Liston Tennis Club ANZ Tennis Hot Shots Match Play

EXCELLENCE IN OFFICIATING

2017/18 Tom Sweeney

JUNIOR ATHLETE OF THE YEAR (MALE AND FEMALE)

1987	Andrew Florent and Elana Clark
1988	Bill Madafferi and Lily Nejasmic
1989	Brad Sceney and Maria Purcell
1990	Taso Vasiliadis and Joanne Limmer
1991	Mark Philippoussis and Joanne Limmer
1992	Leigh Holland and Tamlyn Bottrell
1993	Mark Philippoussis and Vanessa Kendall
1994	Andrew Ilie and Karen Butler
1995	Michael Logarzo and Cindy Watson
1996	Klaudiusz Gursztyn and Christina Wheeler
1997	Rameez Junaid and Susan Cowan
1998	Alex Bucewicz and Athina Pirpiris
1999	Michael Staniak and Emma Gott
2000	Chris Guccione and Kim Coventry
2001	Robert McKenzie and Claudia Szabo
2002	Ryan Thomas and Melissa Koning
2003	Andrew Coelho and Ewa Losinski
2004	Patrick Nicholls and Mary Ann Liu
2005	Stephen Donald and Stephanie MacFarlane
2006	James Lemke and Alenka Hubacek
2007	Sebastian Bell and Stephanie Wiltshire
2008	Stephen Hoh and Sally Peers
2009	Thomas Price and Olivia Rogowska
2010	Andrew Whittington and Sandy Vo
2011/12	Daniel Guccione and Zoe Hives
2012/13	Marc Polmans and Destanee Aiava
2013/14	Marc Polmans and Destanee Aiava
2015/16	Ken Cavrak and Jaimee Furlis
2016/17	Matthew Dellavedova and Destanee Aiava and Jaimee Furlis
2017/18	Cooper White and Destanee Aiava

VICTORIAN COMMUNITY CHAMPION

Awarded at the Volunteer's Breakfast

2014	
Metro	Ron Simpson, Burwood Tennis Club
Country	Nicole Seckold, Kinglake Ranges Tennis Club
2015	
Metro	Barbara Currie, Keon Park Tennis Club
Country	Bill Cosgrave, Mt Prospect Tennis Association
2016	
Metro	Shane Fielding, Berwick Tennis Club
Country	Heather Lees, Victorian Country Tennis Association
2017	
Metro	Son Nguyen, St Albans East Tennis Club
Country	Kerry Humphrey, Drysdale Tennis Club
2018	
Metro	Andrew MacNeill, West Lalor Tennis Club
Country	Wendy and Adrian Tilling, Poowong Tennis Club
2019	
Metro	Wendy Meers, Murrumbeena Tennis Club
Country	Sarah Ellis, Groke Tennis Club



AWARDS

HONORARY LIFE MEMBERS

An award to recognise outstanding service to the Victorian Tennis Association.

1981 Ian Carson, John Diggle, Jim Entink, Geoff Kerr; 1982 Harry Shilton; 1985 Kevin Howard, Alan Urban; 1986 Albert Jacoby; 1987 Peter Bellenger; 1994 John Fraser; 1995 Geoff Peters; 1999 Ian Occleshaw; 2004 Hamish Macmillan; 2006 Roma Shipp; 2010 Kevin Bolton; 2012 Geoffrey Stone; 2014 Graeme Cumbrae-Stewart; 2015 David Stobart; **2018 Maria Keys; 2019 Judy Dalton**

VICTORIAN SPIRIT OF TENNIS AWARD

This award is to recognise a significant and valuable contribution to the advancement or popularity of the sport in any field (formerly the Victorian Centenary of Tennis Award). The recipient must be born in Victoria or lived the majority of their life as a Victorian resident.

1980 Frank Sedgman; 1981 Neale Fraser; 1982 Brian Tobin; 1983 Jim Entink; 1984 Judy Dalton; 1985 Margaret Court; 1986 Paul McNamee; 1987 Pat Cash; 1988 Colin McDonald; 1989 Peter McNamara; 1990 John Fraser; 1991 Alan Trengove; 1992 Kevin Howard; 1993 Anne Minter; 1994 Ian Occleshaw; 1995 Nicole Bradtke; 1996 Geoff Kerr; 1997 Allan Stone; 1998 Beverley Rae; 1999 Jack May; 2000 Kevin Bolton; 2001 Tony Ryan; 2002 Jim Reid; 2003 Peter Bellenger; 2004 Max Atkins; 2005 Jim Sheppard; 2006 Eric Campbell; 2007 Wayne Arthurs; 2008 Hamish Macmillan; 2009 Fran Graham; 2010 Brian Grace; 2011/12 Ian Barclay; 2012/13 Colin Stubs; 2013/14 Daniela Di Toro; 2014/15 Patricia Gilchrist & Carol Pearce; 2015/16 Cedric Mason; 2016/17 John Cain, **2017/18 Bill, Elizabeth, John and Sally Peers**

HIGHLY COMMENDED SERVICE AWARDS

An award to recognise persons who have demonstrated their contribution to the sport of tennis through outstanding and exemplary service to any one or more of the State Tennis Association's affiliated tennis clubs and/or associations and/or member organisations. Service to other tennis related bodies may also be recognised.

1981 Val Drew, Ray Stock, Lew Twamley, Ralph Van Esveld; 1982 Phillip Leek; 1983 Kevin Bolton; 1985 Daryl Cox; 1986 Jack May, Bob Hodgson; 1987 Morris Scott; 1988 Jim Sheppard; 1989 Mr Doug Newgreen; 1993 Phil Edwards, Ray O'Connor, Tony Parrott; 1994 Tom McAllister; 1996 Peter Whitaker, Mark Collins, Ted Kendt; 1998 Graeme Williams; 2000 Fran Graham, Glad Woods, Roma Shipp, Max Atkins, David Bierwirth, Brian Connor; 2004 Doug Jeffery; 2005 Graeme Cumbrae-Stewart; 2006 Darrell White; 2008 Vicki Moore; 2010 Len Pratt, Rod Binns, Elsie Anderson; 2013 Lyn Robinson; 2014 Clive Edmonds, Ken Jones, Lyn Gillen, Fran Absolom, Beth McDonald; 2015 Domenico Alberico, Marcia Handasyde, Bill Collins, Chris Thomson; 2016 Rob Brian, Paul Fitzgerald, Sally Kirstine, Neil Lamond, Aaron Sharpe, Trevor Holt, Frank Devlin, Maureen Bottomley, Helen Hastie, Ken Hastie; 2017 Lorraine McLean, Robert McDonald, Ron Morton, Dorothy Evans, Terry Stone, Sandra Stone; **2018 Sue Excell, Graeme Wilson, John Voss, Jill Morrison, Karyn Fraser; 2019 Jim Birch, Brian Breuer, David McNamara**



AWARDS

TENNIS SERVICE AWARDS

An award to recognise persons who have demonstrated their contribution to the sport of tennis through devoted and significant service to any one or more of the State Tennis Association's affiliated tennis clubs and/or associations and/or member organisations. Service to other tennis related bodies may also be recognised.

1981 Bill McGrath, Sam Phillips; 1982 Jack Thompson, Richard Bear, Jim Billows, Bobbie Collinson, Harvey Harris, Eric Morris; 1984 Laurie Sweet; 1985 Yvonne Peters; 1986 Cec Williams; 1987 Ian Haebich, Ken Jones, Roma Shipp; 1989 Ken Blackshaw, Ron Bury; 1990 Tim Burns, Pat Guthrie, Roland Klinge, Keith Morrison, Ron Williams; 1991 Ray Abbey, Stan Heywood; 1992 Les Blackburn, Phyl Crowther, Phonse Orger, Len Spence, Lola Whiting; 1993 Barry Barton, Bev McConnell; 1994 Brian Collins, Len Pratt, Bob Hoopell; 1996 Rosemary Wright, Ralph Beeby; 1997 Pat Flynn, Vicki Moore; 1998 John Finlay; 1999 Robert Brian, Robert Greig; 2000 Bev Hosie, John Angus; 2001 Sue Saliba, Enid Miller, Jim Miller, Angelo Cianchi; 2002 Denise Huthinson, Aldene Glenister; 2003 Maurice Baker, Jennifer Walker, Selma Ruddick; 2004 Bryan Curran, Ron Nelson; 2005 Kevin O'Callaghan; 2006 Ian Adderley, Ron Carter, Gregory Cooke, Gail Morse, Glenda Sundstrom; 2008 Marilyn Hannah; Trevor Valentine, Jack Carnell; 2009 Murray Hart, Jocelyn Oliver; 2010 Robert Payne, Marjorie Cox, Frank Sutherland, Jill Morrison, Robert Jackson, Jim Birch, Eva Bettiol; 2011 Trevor Smyth, Loretta Thrupp, Peter Thrupp, Russ Nicholls, David Hocking, Janice Hocking, Bill Goodwin; 2011/12 Dorothy Murdoch, Yvonne Law, Gail Norman, Daryl Carter, Stephen Swann; 2012/13 Dawn McCormack, Marg Begent, Ian Strong, Patricia Gilchrist, Carol Pearce, Ken Young, Nicole Seckold, Geoff Gordon, Derek Kew, George

Kunti, Colin Thompson, Bill Caven, Rick Highett; 2013/14 Faye McLachlan, David Clark, Susie Grumley, Brian Hovey, Laurie Sparks, Anne Hubbard, Alan Herberle, Peter Ternes, Russell Hart; 2014/15 Trudy Miles, Les McInerney, Judith Dungey, Faye Noble, Barbara Currie, Fran Coggins, Robert Peterson, Kym Stephen, Andrew Nicoll, Helen Pendry; 2015 Alex Goetzke, Alan Bristow, Ian Jenkins, Paul Polidano, Sarah Crossman; 2016 Shirley Peake, Geoff Armstrong, Mallory (Mal) Marsh, Lauren Higgins, Sam Baulch, David McPhail, Don Higgins, Leigh Gadd, Kathy Rehe, Betty Malloy, John Glynn, Faye Harris, Jill Towers, Graeme Stuckey, Des Bath, Nigel Wilson, Bernie Morris, Dennis Day, Brendan Noonan, Geoff Kline, Gavin Perry, Val Kennedy, Jill Brock, Pat Murdoch, Wendy Moore, Alistair Gore, Eddie Pierce, Susan Roberts, Leanne Gibson, Rochelle Barrass, John Garvey, Sandra McLean, Anthony Smith, Kathy Glass, Graeme Glass, Kat Glass, Diane Linforth, Ron Lamb, John Brookshaw, Ivon Tori, Mark Schumann, Shirley Dalgleish, John Gluyas, Jonathon Ridnell, Geoff Bottomley; 2017 Brian Adams, Rae Heenan, Brian Heenan, Karen Malseed, Julie Thompson, Graham Howie, Ethel Elkington, Sandra Griffin, Jackie Mackertich, Kevin Kelly, Marg Barter, Frank Dekker, Greg Marshman, Rhonda Newton, Peter Jewell, Kevin Kelly, **2018 Sharyn Finlayson, Garry Finlayson, Loraine Kraus, Debbie Sicely, Jennie Waters, Russell Ford, Brian Falconer, Colleen Battye, Peter Mattessi, Dot Fitzgerald, Jan Richardson, Des O'Brien, Nancy Rintoule, Patsy Wilson, Charles Buttgieg, Christine Wittkopp, Colin Akers, Maria Pulvirenti, Stirling Lingard, Michelle Brooker, June Uebergang, 2019 Marcel Pietrasik, Luke Sampson, Bob Carpenter, Rhonda Carpenter, David Mims, Debbie Mims, Lisa Kelly, Boyd McLaws, David Kimberley, Fernando Martinez, Shirley Barclay, Alison Rogers, Nina Socratous**



PARTNERSHIPS



www.tennis.com.au/vic



PROMOTIONS AND ACTIVATIONS

- > Tennis Victoria assisted with an 'activations zone' at the **2019 Kooyong Classic** where kids and adults participated in a variety of activities, which was enjoyed by hundreds of fans across the three-day event.
- > The Australian Open is a wonderful opportunity for Tennis Victoria to host a variety of events to recognise our passionate participants and volunteers, and reward them with access to one of the biggest events in the world. In 2019, these events included ANZ Tennis Hot Shots Kids on Court, ANZ Tennis Hot Shots Day, Cardio Tennis demonstrations, a variety of inclusion groups experiencing an on-court tennis opportunity, Teachers' Breakfast, Female Participation Breakfast, Volunteers' Breakfast and hospitality functions.
- > Our strong partnerships with many Local Government Authorities (LGAs) saw the Tennis Victoria participation staff visit many LGA events and festivals in an aim to continue to promote the sport to different communities.

- > There was a great turnout during the Open Day on Australia Day at Government House where tennis was a big hit with attendees. The thousands of attendees were invited to hit on the Governor's lawn tennis court.
- > Tennis Victoria was again proud to be a Major Supporter of the **Premier's Active April** initiative for 2019 which saw a record 130,211 people take advantage of the benefits of being active for 30 minutes a day for each day of April.

MELBOURNE TENNIS MONTH

- > Building on the excitement of the inspiring Australian Open, **Melbourne Tennis Month** gave everyone the opportunity to play in a variety of events organised at clubs all across Melbourne. More than 450 events were hosted by 163 clubs from 28 metro councils, which accounted for over 3600 people taking part, 1700 of which were new to tennis. From a dedicated website, to giveaways and promotion organised during the Australian Open, Melbourne Tennis Month was a resounding success in utilising the momentum generated from the year's first grand slam and enabling clubs to benefit. This initiative could not have been possible without the hard work and dedication from the many volunteers that gave up their nights and weekends to host these events.



GENDER EQUALITY IN VICTORIAN SPORT AND RECREATION PILOT PROGRAM

TENNIS - A SPORT FOR ALL IN EVERY WAY.

Tennis Victoria was one of three sports who received funding in 2018/19 to work with and encourage Victorian tennis clubs to create safe and inclusive environments for women and girls, ensuring gender equality practices filter throughout their clubs at all levels including participants, administrators, coaches, and committee. The overall aim was to impact cultural change within the club community through the provision of education, training and tools to demonstrate how a tennis club can affect the community in a positive and self-sustaining way.

The initiative encouraged the clubs involved in the pilot to understand more about how gender equality practices lead to an equal, safe, welcoming and inclusive sport for all in every way.

Three clubs, Royal South Yarra Lawn, Drouin and Cranross Tennis Clubs were invited to participate in the pilot with the aim of representing a variety of different types of clubs across Victoria.

All three clubs were invited to attend a pilot launch event. The purpose of the event was to gain a shared understanding of the importance of creating safe and inclusive environments for women and girls, to discuss how gender equality practices can filter through their clubs and community and to hear from program ambassador Jelena Dokic who shared her personal story and emphasised the important role tennis clubs have to play in creating safe environments.

Post the launch event, each club was asked to gather key stakeholders within their clubs, such as committee members, coaches, coordinators and members to undertake the process of collaboratively working through the Tennis Victoria Cultural Health Check Tool.

The purpose of this tool was to create baseline awareness within the club of their environment in order to determine how gender equitable it was, explore areas of gaps and create an action plan to address the identified areas of opportunity.

All three clubs involved in the pilot shared some common areas of challenges, particularly in the following two areas:

1. The need for improved Gender Equality club policy templates. Whilst it is broadly acknowledged that having a policy does not necessarily result in change it is an important first step to ensure that a shared understanding exists around the importance and processes for gender equity within the club.
2. The requirement for access to club promotion material. This increases the visibility of the gender equity issue for the club community and ensures all club members, and the broader club community, are aware of the importance of gender equity and understand who to speak with at the club should they wish to raise an issue or discuss further.

As a result of the above learnings, Tennis Victoria is creating a set of gender equality policy templates and promotional material which can then be accessed and used by all clubs.

We will encourage all Victorian tennis clubs to work with us and explore how these tools can be utilised to further embed gender equality cultural change throughout clubs in Victoria.

SUPPORTERS

MAJOR SUPPORTERS



OFFICIAL PARTNERS



PARTNERSHIPS AND INDUSTRY SUPPORT



VICTORIAN PLAYER HIGHLIGHTS



DYLAN ALCOTT

SEPTEMBER 2018

Won

his second quad wheelchair Singles and/or Doubles at US Open

DECEMBER 2018

ITF World Champion

(Quad Wheelchair)

JANUARY 2019

Won

fifth quad wheelchair title at Australian Open

JUNE 2019

Won

quad wheelchair title at French Open



HEATH DAVIDSON

JANUARY 2019

Won

quad wheelchair Singles and/or Doubles Australian Open



MARC POLMANS

MARCH 2019

Wins

second career ATP Challenger in Zhangjiagang



ZOE HIVES

JANUARY 2019

Won

1R at 2019 Australian Open defeating Bethanie Mattek-Sands

OCTOBER 2018

Won

the \$25,000 Toowoomba ITF Singles and/or Doubles title



ISABELLA PAPAZYAN

APRIL 2019

Won

Singles and/or Doubles title at the Gallipoli Youth Cup

VICTORIAN PLAYER HIGHLIGHTS



TOBY RADFORD

MAY 2019

Represented

Indigenous team at
2019 Fiji Open



KEN CAVRAK

MAY 2019

Won

both singles and doubles titles
at the Gallipoli Youth Cup

JULY 2018

Won

the Rod Laver Queensland
Championships ITF Junior Singles
and Doubles titles



COOPER WHITE

APRIL 2019

Represented Australia

Australia in Junior Davis
Cup in Thailand

SEPTEMBER 2018

Winner

of the ITF J4 Christchurch
Doubles title in
New Zealand



DARIA GAVRILOVA

APRIL 2019

Selected

in squad for Fed Cup
semi-final against Belarus



**RILEY DUMSDAY
& FINN BROADBENT**

MAY 2019

Won

Wheelchair Tennis
World Cup in Israel



JOHN PEERS

JANUARY 2019

Doubles finalist

with Henri Kontinen at the Australian Open

FEBRUARY 2019

Represented Australia

in the Davis Cup Round 1 Qualifiers tie against
Bosnia/Herzegovina

BOARD AND COMMITTEES



Emma Sherry
President



Mark Da Silva
Vice President



Phil Crouch
Treasurer



Matti Clements
Board Director




Maria Keys
Board Director



Simon Meadows
Board Director



Anna Speedie
Board Director



Peter Owen
Board Director



Kathryn Jolly
Board Director
(from Oct 2018)

*James Copes (to Oct 2018)

AUDIT AND RISK COMMITTEE

Ian Jenkins	Chair
Drew Fenton	
Jacqui Pirone	
Phil Crouch	
Simon Meadows	(to Oct 2018)
Kathryn Jolly	(from Oct 2018)

LOCAL GOVERNMENT ADVISORY PANEL

Anna Speedie	Wodonga Shire
Campbell Atkins	Wyndham Council
Damien Van Trier	Bayside Council
Chris Saliba	Brimbank City Council
Ian Murphy	South Gippsland Shire
Melanie Pratt	City of Casey
Nicole Columbine	Knox Council
Stuart Draffin	(until Dec 2018)

REGIONAL TEAM EVENTS ADVISORY PANEL

Cameron Govan	Barwon
Jenny Joliffe	Central Highlands
Susie Grumley	Central Gippsland
Mitchell Harty	East Gippsland
Heather Lees	Goulburn (to Dec 2018)
Mark Mills	Goulburn (from Jan 2019)
Sarah Crossman	Loddon Campaspe
Russell Hart	Mornington Peninsula

Doug Smith	North East (to Dec 2018)
Jo Maples	North East (from Jan 2019)
Peter Morrison	Northern Mallee
Brenda Boyd	South West (to Dec 2018)
Helen Papaevagelou	South West (from Jan 2019)
Sandra Casey	Wimmera

COMPETITIONS COMMITTEE

Maria Keys	Chair
Ken Young	
Peter Owen	
Phillip Goodwin	
Vicky Lee	
Branka Potkonjak	(to Dec 2018)
Daniel O'Neill	(to Aug 2018)
Warren Maher	(to Dec 2018)
Nat Allsop	(from Jan 2019)
Nick Gissing	(from Jan 2019)
Peter Marcato	(from Jan 2019)

STATE TEAM SELECTION COMMITTEE

Nick Hinneberg	Chair
Alex Jago	National Academy Manager - Vic
Ashley Naumann	Talent Manager - Vic

COUNTRY ADVISORY GROUP

Current 18/19

Simon Meadows	Chair
Donna Schoenmaekers	
Robin Lowe	
Sarah Crossman	
Kim Tobin	
Malcolm Thiel	

Previous 17/18

Philip Bush, Russell Hart

TRIBUNAL PANEL

Hayden Rees
Steve Ivcovivi
Jill Towers
Ian Thomas
Daryl Carter
Robert Peers
Sam Cusumano
Jenny Cox
Peter Nicholas
Dom Alberico
Ian Eddington
Jonathan Manning

NOMINATIONS COMMITTEE

Bronwyn Madigan	Chair (from May 2019)
Leigh Russell	Chair (to Oct 2018)
Adam Cossar	
Matti Clements	
Julian Clarke	(to Oct 2018)
Mark Da Silva	(to Oct 2018)
Anna Speedie	(from Oct 2018)
Ralph Muir-Morris	(from May 2019)

TENNIS VICTORIA STAFF

EXECUTIVE

Ruth Holdaway MBE Chief Executive Officer

PARTICIPATION

Adam Crameri	Acting General Manager – Participation
Tanya Mason	Senior Participation Leader Country South East
Peter Bertoncini	Participation Leader Country North West
Sam Condon	Participation Leader Country North East
Andrew Cronin	Participation Leader Country Central West
Pete McDonald	Participation Leader Country South West
Stephanie Eshak	Senior Participation Leader Metro North
Justin Cox	Participation Leader Metro Inner East
Shivam Nawani	Participation Leader Metro West
Jessica Oliver	Participation Leader Metro Central
Dale Schmid	Acting Senior Participation Leader – Metro South East
Danielle Cornwall	Participation Leader Metro East
Nathan Phillips	Participation Leader Metro South
Danielle Lowerson	Project Leader Inclusion
Melissa Stojanovic	Inclusion Coordinator
Ken Jacobs	Special Projects Leader
Tamatha Harding	Project Leader Female Participation
Jessica Sneath	Match Play Coordinator
Narelle Holding	Club Services Officer

GOVERNMENT RELATIONS AND PLACES TO PLAY

Ken Barton	General Manager Government Relations & Places to Play
Fiona Young	Places to Play Manager
Tim Shellcott	Places to Play Coordinator
Jason Williams	Book a Court Coordinator
Paul Aitken	Senior Coaching Leader North East
Lois Plowman	Coaching Leader South East
Justin Raiti	Coaching Leader North West
Jon Watson	Coaching Leader South West

PEOPLE, CULTURE AND COMMUNICATIONS

Belinda Kleverlaan	Acting General Manager People, Culture & Communications
Gabriella Tobias	Marketing and Communications Manager
Sean Munaweera	Communications and Digital Coordinator
Virginia Wilkins	Reception
Ana Barisic	Administration and Communications Officer

TENNIS OPERATIONS

Nick Hinneberg	General Manager Tennis Operations
Tyler Krumholz	Competitions Coordinator
Shelly Hart	Tournaments & Events Coordinator
Lita Trimmings	Tournaments & Events Administrator
Sof Megas	Officiating Development Coordinator*

ASSOCIATIONS

Andrew Reynolds	Associations Leader
Jessica McCormack	Player & Event Support Administrator

POLICY AND BUSINESS AFFAIRS

Tim McGrath	General Manager Policy and Business Affairs
-------------	---

COACH DEVELOPMENT (VIC/TAS)

Rufus Keown	Coach Development Manager*
Emily Martin	Coach Development Coordinator*
Allan Boyle	Coach Development Administrator*

*Tennis Australia staff

Tennis Victoria would like to thank the following staff for their contribution to Victorian tennis in 2017/18: Rebecca Andrews, Tim Azaris, Melissa Burrows, Richard Chambers, Adam Feiner, Elise Hopkins, Matthew Kennedy, Ashley Mistevski, Deanna Penman, Zoe Plastow, Jamie Stefanato, Sacha Vlamynck.

AUSTRALIAN / STATE REPRESENTATION

AUSTRALIA

DAVIS CUP

World Group Play Off vs Austria

Held in Graz, Austria,
September 2018

John Peers

World Group 1st Round Qualifiers vs Bosnia and Herzegovina

Held in Adelaide, Australia,
February 2019

John Peers

FED CUP

World Group 1st Round vs USA

Held in Asheville, USA,
February 2019

Daria Gavrilova

World Group Semi Final vs Belarus

Held in Brisbane, Australia,
April 2019

Daria Gavrilova

JUNIOR DAVIS CUP

World Group Playoff

Held in Budapest, Hungary,
September 2018

Cooper White

Asia/Oceania Qualifying

Held in Bangkok, Thailand,
April 2019

Cooper White

WORLD JUNIOR TEAMS

World Group Finals

Held in Prostějov, Czech Republic,
August 2018

Amor Jasika

INAS WORLD TENNIS CHAMPIONSHIPS

Held in Paris, France, July 2018

Carla Lenarduzzi

SPECIAL OLYMPICS WORLD SUMMER GAMES

Held in Abu Dhabi, UAE,
March 2019

Andrew Bascetta

Edward Graham

BNP PARIBAS JUNIOR WORLD TEAM CUP (WHEELCHAIR TENNIS)

Held in Tel Aviv, Israel, May 2019

Riley Dumsday

Finn Broadbent

*also winners of the "Team of the
Year" as voted by their peers for
team spirit and sportsmanship

INTERNATIONAL BLIND TENNIS TOURNAMENT

Held in Benidorm, Spain,
June 2019

Adam Fayad

Chris Cypreou

Genamarie Richards

Michael Todorovic

ROLAND GARROS

Held in Paris, France, June 2019

Quad Wheelchair Singles

W - Dylan Alcott

Quad Wheelchair Doubles

W - Dylan Alcott (partnering
with David Wagner USA)

AUSTRALIAN OPEN WHEELCHAIR CHAMPIONSHIPS

Held in Melbourne, VIC, January 2019

Quad Wheelchair Singles

W - Dylan Alcott

Quad Wheelchair Doubles

W - Dylan Alcott and Heath Davidson

US OPEN

Held in New York, USA
September 2019

Quad Wheelchair Singles

W - Dylan Alcott

Quad Wheelchair Doubles

L in Final - Dylan Alcott

2018/19 VICTORIAN NATIONAL CHAMPIONS

2019 AUSTRALIAN CLAY COURT CHAMPIONSHIPS

Held in Canberra, April 2019

12/u Mixed Doubles

- Mudiwa Munyimani and Mahi Khore

2018 AUSTRALIAN CHAMPIONSHIPS

Held in Melbourne, December 2018

16/u Boys' Doubles

- Alex Bulte and Cooper White

AUSTRALIAN / STATE REPRESENTATION

STATE

BRUCE CUP 2018

Held in Adelaide, SA, October 2018

BOYS

Rory Carlyle

Nicholas Jovanovski

Steven Klasan

Bailey Liu

Mudiwa Munyimani

Maita Munyimani

Aedan Nelson

GIRLS

Sophia San Andres

Araya Burnside

Chelsea Elliott

Mahi Khore

Zara Lumanovski

Chelsea Stergiopoulos

Amelia Zylberman

Finished: Equal second

PIZZEY CUP 2019

Held in Adelaide, SA, April/May 2019

BOYS

Andy Caruana

Ryan Lee

Alex McDonald

James O'Sullivan

Thomas Patton

William Patton

Max Potter

Grant Sandler

GIRLS

Lara Bond

Pearl Jansz

Katelyn Kissack

Jess McDonald

Kiana Mokhtari

Olivia Quigley

Ruby Rothman

Eloise Swarbrick

Finished: Fifth

2018 VICTORIAN STATE TEAMS

SPROULE/STEPHENS CUP (BOYS' 14/U)

Held in Melbourne, December 2018

Brian Capalnearn

Cooper Errey

Marko Pavicic

Qwyn Quittner

Team Manager: Brett McLennan

Finished: Seventh

ROD LAVER CUP (BOYS' 12/U)

Held in Melbourne, December 2018

Nicholas Jovanovski

Bailey Liu

Kosta Mandikos

Mudiwa Munyimani

Team Manager: Valerio Sarno

Finished: Third

AUSTRALIAN MADE RED ENERGY FOUNDATION CUP (13/U REGIONAL STATE TEAM)

Held in Melbourne, VIC, January 2019

Jack Bassett

Eliza Dunbar

Sam McGregor

Megan O'Beirne

Team Manager: Olivia Rich

Finished: Third

MARY HAWTON TROPHY (GIRLS' 14/U)

Held in Melbourne, December 2018

Elena Micic

Zali Morris

Leann Serna

Stefi Webb

Team Manager: Steve Blundell

Finished: Sixth

MARGARET COURT CUP (GIRLS' 12/U)

Held in Melbourne, December 2018

Isabella Crossman

Chelsea Elliott

Mahi Khore

Zara Lumanovski

Team Manager: Deanna Penman

Finished: Fourth

STATE RANKINGS

MEN (OPEN)

1. Marc Polmans
2. Andrew Harris
3. John Peers
4. Jacob Grills
5. Dayne Kelly
6. Jeremy Beale
7. Rameez Junaid
8. Matthew Romios
9. Lucas Vuradin
10. Aaron Addison

BOYS' 18/U

Birth years 2001 and younger

1. Ken Cavrak
2. Cooper White
3. Stefan Storch
4. Cihan Akay
5. Alex Bulte
6. Enzo Aguiard
7. Timmy Karpinski
8. Marcus Stathos
9. Thomas Pavlekovich - Smith
10. Junyi Tang

BOYS' 16/U

Birth years 2003 and younger

1. Cooper White
2. Amor Jasika
3. Aidan Vaughan
4. Darcy Nicholls
5. Luke Vuletic
6. Viktor Sirucek
7. James O'Sullivan
8. Andrew Ziaras
9. Dwaine Jordan Duncan
10. Charlie Vinen

BOYS' 14/U

Birth years 2005 and younger

1. Cooper Errey
2. Mudiwa Munyimani
3. Marcus Nield
4. Maita Munyimani

5. Hanival Kahsay
6. Chris Alevizos
7. Nicholas Jovanovski
8. Max Hamilton
9. Saxon Richardson
10. Bailey Liu

BOYS' 12/U

Birth years 2007 and younger

1. Maita Munyimani
2. Luca Connaughton
3. Aedan Nelson
4. Michael Korobitsin
5. Nenyasha Manzvera
6. Steven Klaskan
7. Sam Simmonds
8. Ollie Elmslie
9. Nikolas Baker
10. Juan Alberto Beltran

WOMEN (OPEN)

1. Daria Gavrilova
2. Zoe Hives
3. Arina Rodionova
4. Destanee Aiava
5. Olivia Rogowska
6. Jaimee Fourlis
7. Belinda Woolcock
8. Isabelle Wallace
9. Anastasia Rodionova
10. Alana Parnaby

GIRLS' 18/U

Birth years 2001 and younger

1. Olivia Symons
2. Amy Stevens
3. Laura Lawrence Ashley
4. Eloise Swarbrick
5. Pearl Jansz
6. Bianca Compuesto
7. Tamara Bajagic
8. Helena Spiridis
9. Klaire Elkin
10. Kiana Mokhtari

GIRLS' 16/U

Birth years 2003 and younger

1. Klaire Elkin
2. Leann Serna
3. Whitney Guan
4. Bianca Iannazzone
5. Prisha Baliga
6. Zali Morris
7. Chloe Green
8. Ruby Grace Rothman
9. Zoe Barbakos
10. Talia Pati

GIRLS' 14/U

Birth years 2005 and younger

1. Stefi Webb
2. Jelena Cvijanovic
3. Erin Maguire
4. Roisin Toireasa Gilheany
5. Anais Russell - Jove
6. Eliza Dunbar
7. Elicia Kim
8. Isabella Markovski
9. Emma Xu
10. Kiah James

GIRLS' 12/U

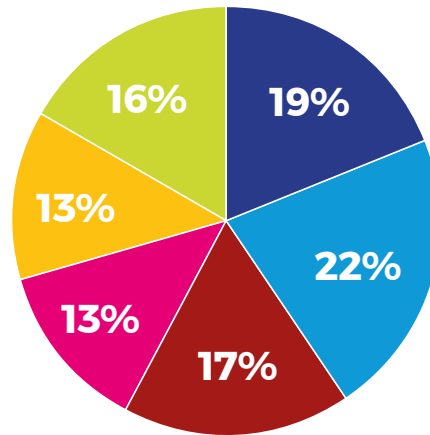
Birth years 2007 and younger

1. Mahi Khore
2. Koharu Nishikawa
3. Gabrielle Villegas
4. Araya Burnside
5. Bridget Mihulka
6. Danielle Ioannou
7. Charlotte Vanstone Mcgrath
8. Jasmine Mathew
9. Kristina Tai
10. Ava Beck

The above rankings are taken from the Australian Rankings that are published fortnightly by Tennis Australia. The rankings are calculated by taking players tournament results in both singles and doubles over the previous 12 month period from Junior Tournament, Australian Money Tournaments, ITF Juniors, ITF WTT, ATP Challenger, ATP & WTA tournaments and the 4 Grand Slams. The above rankings are as 30 June 2019.

NATIONAL CHAMPIONS

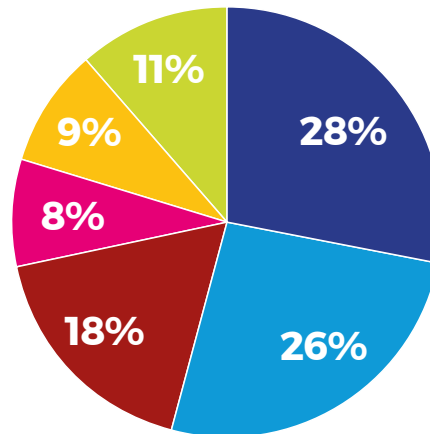
PLAYERS IN JUNIOR NATIONAL CHAMPIONSHIPS



VIC	113
NSW	128
QLD	102
SA	76
WA	75
OTHER	98

(ACT, NT, TAS, and Internationals)

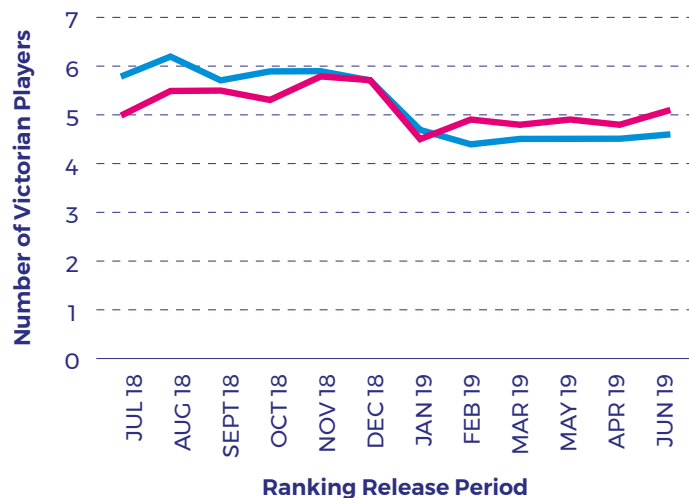
PLAYERS WITH AN AUSTRALIAN RANKING



VIC	1740
NSW	1599
QLD	1079
SA	487
WA	547
OTHER	690

(ACT, NT, TAS, and Internationals)

VICTORIAN PLAYERS WITH A TOP 25 AUSTRALIAN RANKING IN THEIR BIRTH YEAR



Boys 10/u-20/u Boys average: 5.2 Vs 6.32 in 2017/18
 Girls 10/u-20/u Girls average: 5.15 Vs 5.43 in 2017/18

FINANCIALS

**VICTORIAN TENNIS ASSOCIATION INC.
ABN 29 757 304 158
TRADING AS TENNIS VICTORIA
FINANCIAL REPORT
FOR THE YEAR ENDED 30 JUNE 2019**

BOARD OF MANAGEMENT REPORT

**YOUR BOARD OF MANAGEMENT
(BOARD) MEMBERS SUBMIT THE
FINANCIAL REPORT OF THE
VICTORIAN TENNIS ASSOCIATION
INC. FOR THE FINANCIAL YEAR
ENDED 30 JUNE 2019.**

BOARD MEMBERS

The names of members throughout the year and at the date of this report are:

- > Emma Sherry (President)
- > Mark Da Silva (Vice President)
- > Phil Crouch (Treasurer)
- > Anna Speedie
- > Maria Keys
- > Peter Owen
- > Matti Clements
- > Simon Meadows
- > James Copes (to October 2018)
- > Kathryn Jolly (from October 2018)

OPERATING RESULT

The operating result for the year ended 30 June 2018 was a surplus of \$11,550 (2017: \$594).

PRINCIPAL ACTIVITIES

The principal activities of the association during the financial year were the promotion and development of the game of tennis in Victoria. These activities were conducted under the registered trading name of Tennis Victoria.

SIGNIFICANT CHANGES

Matthew Kennedy resigned as CEO, effective 7 December 2018. Ruth Holdaway commenced as CEO, effective 11 June 2019. The Board appointed Belinda Kleverlaan (General Manager – Participation) as Acting CEO for the interim period between Mr Kennedy's resignation and Ms Holdaway's commencement.

No other significant changes in the nature of these activities occurred during the year.

OPERATING RESULT

The operating result for the year ended 30 June 2019 was a surplus of \$196,723 (2018: \$11,550).

Signed in accordance with a resolution of the Members of the Board.



Emma Sherry
President
Dated: 21 August 2019

FINANCIALS

STATEMENT OF PROFIT OR LOSS AND OTHER COMPREHENSIVE INCOME FOR THE YEAR ENDED 30 JUNE 2019

	NOTE	2019 \$	2018 \$
REVENUE			
Membership & affiliation fees		985,871	967,132
Government grants		455,999	312,399
Tennis Australia grants		4,309,779	3,625,843
Sponsorships		134,333	163,950
Technical services fees		5,000	10,000
Athlete development fees		12,136	13,701
Competitions and tournaments entry fees		242,911	202,131
Interest received		25,203	9,692
Dividends & distributions received		124,657	91,456
Capital surplus on disposal of assets		31,422	21,374
Unrealised gain on investment		43,537	-
Other income		23,648	74,873
Total Revenue		6,394,496	5,492,551
EXPENSES			
PARTICIPATION			
Services to affiliates		4,337	70,692
Grants to affiliates		185,412	156,974
Programs		537,322	410,427
		727,070	638,093
TENNIS OPERATIONS			
Competitions and events		326,183	377,537
Player development		107,628	88,565
		433,810	466,102
CORPORATE SERVICES			
Employee benefits		3,869,172	3,401,684
Communications		234,758	257,021
Depreciation & amortisation		25,749	25,274
Administration		907,214	692,827
		5,036,892	4,376,806
Total Expenses		6,197,773	5,481,001
Surplus from operations	2	196,723	11,550
OTHER COMPREHENSIVE INCOME			
Items which will be reclassified subsequently to profit or loss when specific conditions are met			
Net surplus on revaluation of financial assets		-	47,299
Other Comprehensive Income		-	47,299
Total Comprehensive Income Attributable to Members		196,723	58,849

The accompanying notes form part of these financial statements.

FINANCIALS

STATEMENT OF FINANCIAL POSITION AS AT 30 JUNE 2019

	NOTE	2019 \$	2018 \$
ASSETS			
Current Assets			
Cash and cash equivalents	5	995,276	488,843
Trade and other receivables	6	76,102	91,709
Other current assets	7	49,076	78,870
Financial assets	8	-	275,000
Total Current Assets		1,120,454	934,422
Non-Current Assets			
Financial assets	8	2,427,767	2,249,186
Plant & equipment	9	53,322	52,337
Total Non-Current Assets		2,481,089	2,301,523
Total Assets		3,601,543	3,235,945
LIABILITIES			
Current Liabilities			
Trade and other payables	10	651,648	456,611
Employee benefits payable	11	387,762	395,620
Total Current Liabilities		1,039,410	852,231
Non-Current Liabilities			
Employee benefits payable	11	61,038	79,342
Total Non-Current Liabilities		61,038	79,342
Total Liabilities		1,100,448	931,573
Net Assets		2,501,095	2,304,372
MEMBERS' FUNDS			
Reserves	12	1,394,725	1,506,982
Accumulated surplus		1,106,370	797,390
Total Members' Funds		2,501,095	2,304,372

The accompanying notes form part of these financial statements.

FINANCIALS

STATEMENT OF CHANGES IN EQUITY FOR THE YEAR ENDED 30 JUNE 2018

	ACCUMULATED SURPLUS \$	FINANCIAL ASSETS RESERVE \$	GENERAL RESERVES \$	TOTAL \$
Balance at 30 June 2017	785,840	64,958	1,394,725	2,245,523
Surplus attributable to members	11,550	-	-	11,550
Transfers to and from reserves	-	-	-	-
Revaluation increment	-	47,299	-	47,299
Balance at 30 June 2018	797,390	112,257	1,394,725	2,304,372
Surplus attributable to members	196,723	-	-	196,723
Transfers to and from reserves	112,257	(112,257)	-	-
Revaluation increment	-	-	-	-
Balance at 30 June 2019	1,106,370	-	1,394,725	2,501,095

The accompanying notes form part of these financial statements.

STATEMENT OF CASH FLOWS FOR THE YEAR ENDED 30 JUNE 2019

	NOTE	2019 \$	2018 \$
CASH FLOWS FROM OPERATING ACTIVITIES			
Receipts from affiliates		1,084,458	1,063,845
Operating grants receipts		5,242,356	4,215,025
Other receipts		420,246	511,274
Payments to suppliers and employees		(6,514,098)	(5,640,409)
Interest received		25,203	9,692
Net cash provided by operating activities		258,166	159,426
CASH FLOWS FROM INVESTING ACTIVITIES			
Term deposits redeemed / (invested)		275,000	(275,000)
Dividends & distributions received		124,657	91,456
Payments for investment management		(21,034)	(25,293)
Purchase of investments		(953,070)	(184,976)
Proceeds from disposal of investments		849,447	118,813
Purchase of equipment		(26,732)	(13,598)
Net cash from / (used in) investing activities		248,268	(288,598)
CASH FLOWS FROM FINANCING ACTIVITIES			
Net cash provided by / (used in) financing activities		-	-
Net increase in cash held		506,433	(129,171)
Cash at beginning of year		488,843	618,014
Cash at end of year	5	995,276	488,843

The accompanying notes form part of these financial statements.

FINANCIALS

NOTES TO THE FINANCIAL STATEMENTS FOR THE YEAR ENDED 30 JUNE 2019

THE FINANCIAL STATEMENTS COVER VICTORIAN TENNIS ASSOCIATION INC. AS AN INDIVIDUAL ENTITY. VICTORIAN TENNIS ASSOCIATION INC. IS AN ASSOCIATION INCORPORATED IN VICTORIA AND OPERATING PURSUANT TO THE ASSOCIATIONS INCORPORATION REFORM ACT 2012.

NOTE 1 SUMMARY OF SIGNIFICANT ACCOUNTING POLICIES

BASIS OF PREPARATION

These general purpose financial statements have been prepared in accordance with the requirements of the Associations Incorporation Reform Act 2012, Australian Accounting Standards - Reduced Disclosure Requirements, Accounting Interpretations and other authoritative pronouncements of the Australian Accounting Standards Board. For the purposes of preparing the financial statements, the Association is a not-for-profit entity. The financial statements were authorised for issue by the Board on 21 August 2019.

Australian Accounting Standards set out accounting policies that the AASB has concluded would result in financial statements containing relevant and reliable information about transactions, events and conditions to which they apply. Compliance with Australian Accounting Standards ensures that the financial statements and notes also comply with International Financial Reporting Standards. Material accounting policies adopted in the preparation of these financial statements are presented below and have been consistently applied unless otherwise stated.

The financial statements have been prepared on an accruals basis and are based on historical costs, modified, where applicable, by the measurement at fair value of selected non-current assets, financial assets and financial liabilities. The financial statements have been prepared in Australian dollars which is the Association's functional and presentation currency. All values are rounded to the nearest dollar.

ACCOUNTING POLICIES

a. Income Tax

The Association is exempt from income tax.

b. Property, Plant and Equipment

Each class of property, plant and equipment is carried at cost or fair value as indicated less, where applicable, any accumulated depreciation and impairment losses.

c. Plant and Equipment

Plant and equipment is measured on the cost basis and is therefore carried at cost less accumulated depreciation and any accumulated impairment losses. In the event the carrying amount of plant and equipment is greater than its estimated recoverable amount, the carrying amount is written down immediately to its estimated recoverable amount. A formal assessment of recoverable amount is made when impairment indicators are present (refer to Note 1(g) for details of impairment).

DEPRECIATION

The depreciable amount of all fixed assets, including buildings and capitalised lease assets, is depreciated on a straight-line basis over the asset's useful life commencing from the time the asset is held ready for use. The depreciation rates used for each class of depreciable assets are:

CLASS OF FIXED ASSET	DEPRECIATION RATE
Office equipment	15-50%
Furniture and fittings	7-21%
Technical and tournament equipment	30-50%

The assets' residual values and useful lives are reviewed and adjusted, if appropriate, at the end of each reporting period.

Gains and losses on disposals are determined by comparing proceeds with the carrying amount. These gains and losses are included in the Statement of Profit or Loss and Other Comprehensive Income. When revalued assets are sold, amounts included in the revaluation relating to that asset are transferred to retained earnings.

FINANCIALS

NOTES TO THE FINANCIAL STATEMENTS FOR THE YEAR ENDED 30 JUNE 2019

d. Leases

Lease payments for operating leases, where substantially all the risks and benefits remain with the lessor, are recognised as expenses on a straight-line basis over the lease term.

e. Financial Instruments

Initial recognition and measurement

Financial assets and financial liabilities are recognised when the entity becomes a party to the contractual provisions to the instrument. For financial assets, this is equivalent to the date that the Association commits itself to either purchase or sell the asset (i.e. trade date accounting is adopted).

Classification and subsequent measurement

Financial instruments are subsequently measured at fair value, amortised cost using the effective interest rate method, or cost. Fair value represents the amount for which an asset could be exchanged or a liability settled, between knowledgeable, willing parties. Where available, quoted prices in an active market are used to determine fair value. In other circumstances, valuation techniques are adopted.

Changes in significant accounting policies

The Association has initially applied AASB 9 from 1 January 2018. AASB 9 sets out requirements for recognising and measuring financial assets, financial liabilities and some contracts to buy or sell non-financial items. This standard replaces AASB 139 Financial Instruments: Recognition and Measurement.

(a) Financial assets

AASB 9 introduces a comprehensive classification model for financial assets that classifies financial assets into three categories: financial assets at amortised cost, financial assets at fair value through other comprehensive income and financial assets at fair value through profit or loss. The Association chose to present prior periods in accordance with AASB 139 as available-for-sale and in the current period has adopted AASB 9 to present financial assets at fair value through profit or loss.

(i) Financial assets at fair value through profit or loss

A financial asset is classified at fair value through profit or loss if it is held for trading or is not designated as fair value through other comprehensive income upon

initial recognition. Financial assets are designated at fair value through profit or loss if the Association manages such investments and makes purchase and sale decisions based on their fair value in accordance with the Association's documented risk management or investment strategy. Attributable transaction costs are recognised in profit or loss when incurred. Financial assets at fair value through profit or loss are measured at fair value, and changes therein are recognised in profit or loss.

Financial assets designated at fair value through profit or loss comprise equity instruments that otherwise would have been classified as fair value through other comprehensive income.

(ii) Available-for-sale financial assets

Available-for-sale financial assets are non-derivative financial assets that are either not capable of being classified into other categories of financial assets due to their nature, or they are designated as such by management. They comprise investments in the equity of other entities where there is neither a fixed maturity nor fixed or determinable payments. They are subsequently measured at fair value with changes in such fair value (i.e. gains or losses) recognised in other comprehensive income (except for impairment losses and foreign exchange gains and losses). When the financial asset is derecognised, the cumulative gain or loss pertaining to that asset previously recognised in other comprehensive income is reclassified into profit or loss.

(b) Impairment

AASB 9 replaces the 'incurred loss' model with an 'expected credit loss' (ECL) model.

(i) ECL model

This new impairment model applies to financial assets measured at amortised cost, contract assets and debt investments at fair value through other comprehensive income, but not to investments in equity instruments. For assets in the scope of the AASB 9 impairment model, impairment losses are generally expected to increase and become more volatile. The Association has determined that the application of AASB 9's impairment requirements at 1 January 2019 do not have a material impact on the Association.

FINANCIALS

NOTES TO THE FINANCIAL STATEMENTS FOR THE YEAR ENDED 30 JUNE 2019

equity instruments. For assets in the scope of the AASB 9 impairment model, impairment losses are generally expected to increase and become more volatile. The Association has determined that the application of AASB 9's impairment requirements at 1 January 2019 do not have a material impact on the Association.

(ii) Incurred loss model

At the end of each reporting period, the Association assesses whether there is objective evidence that a financial instrument has been impaired. In the case of available-for-sale financial instruments, a prolonged decline in the value of the instrument is considered to determine whether an impairment has arisen. Impairment losses are immediately recognised in profit or loss. Also, any cumulative decline in fair value previously recognised in other comprehensive income is reclassified to profit or loss at this point.

f. Impairment of Assets

At the end of each reporting period, the Association assesses whether there is any indication that an asset may be impaired. The assessment will consider both external and internal sources of information. If such an indication exists, an impairment test is carried out on the asset by comparing the recoverable amount of that asset, being the higher of the asset's fair value less costs to sell and its value-in-use, to the asset's carrying amount. Any excess of the asset's carrying amount over its recoverable amount is immediately recognised in profit or loss. Where it is not possible to estimate the recoverable amount of an individual asset, the association estimates the recoverable amount of the cash-generating unit to which the asset belongs.

g. Employee Benefits

Provision is made for the Association's liability for employee benefits arising from services rendered by employees to the end of the reporting period. Employee benefits that are expected to be settled within one year have been measured at the amounts expected to be paid when the liability is settled.

h. Cash and Cash Equivalents

Cash and cash equivalents include cash on hand, deposits held at-call with banks and other financial institutions, and other short-term, highly liquid investments with original maturities of three months or less.

i. Revenue and Other Income

Revenue is recognised when the right to receive it is established, except in the instance of grants linked to a specific commitment to expend funds in a future period. Interest and Investment revenue is recognised on a proportional basis taking into account the interest rates applicable to the financial assets. All revenue is stated net of the amount of goods and services tax.

j. Goods and Services Tax (GST)

Revenue, expenses and assets are recognised net of the amount of GST, except where the amount of GST incurred is not recoverable from the Australian Taxation Office. Receivables and payables are stated inclusive of the amount of GST receivable or payable. The net amount of GST recoverable from, or payable to, the ATO is included with other receivables or payables in the statement of financial position. Cash flows are presented on a gross basis. The GST components of cash flows arising from investing or financing activities, which are recoverable from or payable to the ATO, are presented as operating cash flows included in receipts from customers or payments to suppliers.

k. Comparative Figures

When required by Accounting Standards, comparative figures have been adjusted to conform to changes in presentation for the current financial year.

l. Trade and Other Payables

Trade and other payables represent the liability outstanding at the end of the reporting period for goods and services received by the Association during the reporting period, which remain unpaid. The balance is recognised as a current liability with the amounts normally paid within 30 days of recognition of the liability.

m. Provisions

Provisions are recognised when the Association has a legal or constructive obligation, as a result of past events, for which it is probable that an outflow of economic benefits will result and that outflow can be reliably measured. Provisions recognised represent the best estimate of the amounts required to settle the obligation at the end of the reporting period.

n. Income received in advance

The liability for income received in advance represents the unutilised amounts of income received on the

FINANCIALS

NOTES TO THE FINANCIAL STATEMENTS FOR THE YEAR ENDED 30 JUNE 2018

condition that specified services are delivered or conditions are fulfilled. The services are usually provided or the conditions usually fulfilled within 12 months of receipt of the funds. Where the amount received is in respect of services to be provided over a period that exceeds 12 months after the reporting date or the conditions will only be satisfied more than 12 months after the reporting date.

o. Key Estimates – Impairment

The Association assesses impairment at the end of each reporting period by evaluation of conditions and events specific to the Association that may be indicative of impairment triggers. Recoverable amounts of relevant assets are reassessed using value-in-use calculations which incorporate various key

p. Key Judgments – Provision for Impairment of Receivables

Included in trade and other receivables at the end of the reporting period are debts the Board has deemed unlikely to be paid. In light of ongoing review and management of aged debts, no provision for impairment has been made at 30 June 2019 (2018: \$nil).

q. Application of new and revised Accounting Standards in Current and Future Periods

During the current year, Victorian Tennis Association Inc. adopted all of the new and revised Australian Accounting Standards and Interpretations applicable to its operations which became mandatory.

New accounting standards and interpretations not yet adopted

The following accounting standards, amendments to accounting standards and interpretations have been identified as those which may impact the Association in the period of initial adoption. They were available for early adoption for the Association's annual reporting period beginning 1 July 2019, but have not been applied in preparing this financial report. The Association's assessment of the new and amended pronouncements that are relevant to the Association but applicable in future reporting periods is set out below.

AASB 15 Revenue from Contracts with Customers becomes mandatory for the Association's financial statements for the period beginning on 1 July 2019 and establishes a comprehensive framework for determining whether, how much and when revenue is recognised. The standard replaces existing revenue recognition guidance.

The Association have undertaken an assessment of the impact of AASB 15 and anticipate that initial adoption of the Standard will not have a material impact on the Association's financial statements. The Association has decided not to early adopt this new standard.

AASB 16 Leases mandatory for the Association's financial statements for the period beginning on 1 July 2019 and introduces a single, on-balance sheet accounting model for lessees. A lessee recognises a right-of-use asset representing its right to use the underlying asset and a lease liability representing its obligation to make lease payments. There are optional exemptions for short-term leases and leases of low value items. Lessor accounting remains similar to the current standard - i.e. lessors continue to classify leases as finance or operational expenses.

The Association has completed an initial assessment of the potential impact on its financial statements but has not yet completed its detailed assessment. The actual impact of applying AASB 16 on the financial statements in the period of initial application will depend on future economic conditions, including the assessment of the Association's incremental rate, the composition of the Association's lease portfolio at that date, the Association's latest assessment of whether it will exercise any lease renewal options and the extent to which the Association chooses to use practical expedients and recognition exemptions.

The initial adoption of AASB 16 will have a material impact on the Association. The Association has decided not to early adopt this new standard.

So far, the most significant impact identified is that the Association will recognise new assets and liabilities for its operating leases. The estimated impact on the statement of financial position will be approximately from \$900,000 to \$1,100,000 as at 30 June 2020.

AASB 1058 Income of Not-for-Profit Entities becomes mandatory for the Association's financial statements for the period beginning on 1 July 2019 and establishes principles for NFP entities that apply specifically to transactions where the consideration to acquire an asset is significantly less than fair value principally to enable a NFP Association to further its objectives; and to volunteer services received. The directors have undertaken an assessment of the impact of AASB 1058 and anticipate that initial adoption of the Standard will not have a material impact on the Association's financial statements. The Association has decided not to early adopt this new standard.

FINANCIALS

NOTE 2: SIGNIFICANT REVENUE AND EXPENSES

The following significant revenue and expense items are relevant in explaining the financial performance:

	2019 \$	2018 \$
REVENUE		
VicHealth Grant: Partnerships for Health Scheme	222,000	127,500
Department of Health and Human Services	173,998	145,382
EXPENSES		
Insurance	4,803	84,189
Occupancy	192,659	193,988
Coaching Fees	32,802	19,870

NOTE 3: KEY MANAGEMENT PERSONNEL COMPENSATION

Short-term employee benefits	815,537	942,267
Post-employment benefits	68,357	77,056
Total Key Management Personnel Compensation	883,984	1,019,323

NOTE 4: AUDITORS' REMUNERATION

Remuneration of the auditor of the Association for auditing or reviewing the financial report	10,500	9,950
Total Auditors' Remuneration	10,500	9,950

NOTE 5: CASH AND CASH EQUIVALENTS

Cash at bank and in hand	995,276	488,843
	995,276	488,843

NOTE 6: TRADE AND OTHER RECEIVABLES

Trade debtors	5,195	27,122
Other debtors	70,907	64,587
	76,102	91,709

NOTE 6: TRADE AND OTHER RECEIVABLES CONTINUED

	GROSS AMOUNT	PAST DUE AND IMPAIRED	PAST DUE BUT NOT IMPAIRED			WITHIN INITIAL TRADE TERMS
			1 - 30	31 - 60	> 61	
2019						
Trade debtors	5,195	-	468	470	665	3,592
Other receivables	70,907	-	-	-	-	70,907
Total	76,102	-	468	470	665	74,499
2018						
Trade debtors	27,122	-	5,755	1,170	15,050	5,147
Other receivables	64,587	-	-	-	-	64,587
Total	91,709	-	5,755	1,170	15,050	69,734

FINANCIALS

	2019 \$	2018 \$
NOTE 7: OTHER CURRENT ASSETS		
Accrued Income	950	10,348
Prepayments	48,126	68,522
	49,076	78,870

	2019 \$	2018 \$
NOTE 8: FINANCIAL ASSETS		
Term Deposit	-	275,000
Fair value through profit or loss financial assets comprise shares in listed corporations, managed funds at market value and a cash account.	2,427,767	2,249,186
Total	2,427,767	2,524,186

Fair value through profit or loss investments are quoted on the Australian Stock Exchange. Investment trusts are managed by third parties on behalf of the company and other investors.

The trusts hold a variety of investments including cash, which generate a return based on income from those investments and changes in the market value of the investments.

The Association's investments in trusts can be redeemed on an at-call basis at the market value of the investment at the date of redemption less certain fees and charges.

	2019 \$	2018 \$
NOTE 9: PLANT AND EQUIPMENT		
Office equipment at cost	199,970	184,608
Accumulated depreciation	(178,399)	(170,235)
	21,571	15,478
Furniture and fittings at cost	326,724	324,762
Accumulated depreciation	(313,249)	(302,164)
	13,475	36,305
Technical & Tournament equipment at cost	80,274	70,866
Accumulated depreciation	(61,998)	(55,500)
	18,276	12,232
Total Plant & Equipment	53,322	52,337

NOTE 9: PLANT AND EQUIPMENT CONTINUED

Movements in carrying amounts

Movements in the carrying amounts for each class of equipment between the beginning and end of the current financial year.

	OFFICE EQUIPMENT	FURNITURE & FITTINGS	TECHNICAL EQUIPMENT	TOTAL
Balance at the beginning of year	14,373	22,599	15,365	52,337
Additions	15,362	1,962	9,408	26,732
Disposals	-	-	-	-
Depreciation & amortisation expense	(8,164)	(11,085)	(6,498)	(25,747)
Carrying amount at the end of the year	21,571	13,475	18,276	53,322

FINANCIALS

	2019 \$	2018 \$
NOTE 10: TRADE AND OTHER PAYABLES		
Trade creditors and accruals	578,314	322,285
Income received in advance	73,334	134,326
	651,648	456,611
NOTE 11: EMPLOYEE BENEFITS PAYABLE		
ACCRUED ANNUAL AND LONG SERVICE LEAVE PAYABLE WITHIN 12 MONTHS		
Opening balance	395,620	303,272
Used/Paid	(335,262)	(201,081)
Accrued	327,403	293,430
Closing balance	387,762	395,620
ACCRUED LONG SERVICE LEAVE PAYABLE LATER THAN 12 MONTHS		
Opening balance	79,342	93,866
Used/Paid	-	-
Accrued	(18,305)	(14,524)
Closing balance	61,038	79,342
NOTE 12: RESERVES		
GENERAL RESERVES COMPRISE OF CAPITAL SURPLUS RESERVE AND FINANCIAL ASSETS RESERVE.		
Capital surplus reserve The capital surplus reserve contains funds that are for the general use of the organisation if required.	1,394,725	1,394,725
Financial assets reserve The financial assets reserve was previously used to record revaluation of available for sale financial assets to market value. The Association now values financial assets as fair value through profit or loss.	-	112,257
Total Reserves	1,394,725	1,506,982
NOTE 13: KEY MANAGEMENT PERSONNEL COMPENSATION		
OPERATING LEASE COMMITMENTS PAYABLE: MINIMUM LEASE PAYMENTS		
Not later than 12 months	112,742	109,008
Between 12 months and 5 years	466,982	18,168
Later than 5 years	19,943	-
	599,667	127,176

Operating leases are for the lease of premises.

The property lease is a non-cancellable lease with a five year term, with rent payable monthly in advance. Contingent rental provisions within the lease agreement require that the minimum lease payments shall be increased by the CPI Melbourne index. Three five year options exist to renew the lease at the end of the original five year term. The first and second option have been exercised. The lease allows for sub-letting of all areas.

FINANCIALS

NOTE 14: RELATED PARTY TRANSACTIONS

Tennis Victoria is a Member Association of Tennis Australia (TA) and receives shared services benefits from TA. These benefits include accounting, human resources, legal and information technology resources. These services were provided for \$ NIL consideration.

The Board Members do not receive any remuneration for their activities as Board Members other than reimbursement of expenses incurred in the performance of their duties as Board Members.

Peter Owen is a co-owner of Tiebreak Enterprises Pty Ltd, which manages Elsternwick Park Tennis Centre. The following transactions between the Tennis Victoria and Elsternwick Park Tennis Centre occurred during the financial year:

- > **Services purchased from the entity controlled by the related party: nil.**
- > **Services sold to the entity controlled by the related party included affiliation fees and function tickets.**

NOTE 15: FINANCIAL RISK MANAGEMENT

The Association's financial instruments consist mainly of deposits with banks, short-term investments, accounts receivable and payable. The Association does not have any derivative instruments at 30 June 2019. The main risks the Association is exposed to through its financial instruments are liquidity risk and credit risk.

LIQUIDITY RISK

The Association manages liquidity risk by monitoring forecast cash flows.

CREDIT RISK

The maximum exposure to credit risk, excluding the value of any collateral or other security, at balance date to recognised financial assets, is the carrying amount, net of any provisions for impairment of those assets, as disclosed in the Statement of Financial Position and notes to the financial statements. The Association does not have any material credit risk exposure to any single receivable or group of receivables under financial instruments entered into by the Association.

NOTE 16: CONTINGENT LIABILITIES

The amount is in regard to the Association's lease agreement to Melbourne & Olympic Parks Trust.

	2019 \$	2018 \$
Contract Performance Guarantee	58,677	56,945

NOTE 17: SUBSEQUENT EVENTS

The Board are not aware of any significant events since the end of the reporting period.

NOTE 18: ASSOCIATION DETAILS

The registered office of the Association and principal place of business is:

Victorian Tennis Association Inc.
AAMI Park
Olympic Boulevard
Melbourne, Victoria, 3000

STATEMENT BY MEMBERS OF THE BOARD

In the opinion of the Board members, the financial report:

- Presents a true and fair view of the financial position of Victorian Tennis Association Inc as at 30 June 2019 and its performance for the year ended on that date in accordance with Australian Accounting Standards (including Australian Accounting Interpretations) of the Australian Accounting Standards Board.
- At the date of this statement, there are reasonable grounds to believe that Victorian Tennis Association Inc. will be able to pay its debts as and when they fall due.

This statement is made in accordance with a resolution of the Board and is signed for and on behalf of the Board by:

Emma Sherry
President
21 August 2019

Phil Crouch
Treasurer
21 August 2019



Independent Auditor's Report

To the Members of Victorian Tennis Association Incorporated

Report on the Audit of the Financial Report

Opinion

We have audited the financial report of Victorian Tennis Association Incorporated (the Association), which comprises the statement of financial position as at 30 June 2019, the statement of profit or loss and other comprehensive income, statement of changes in equity and statement of cash flows for the year then ended, and notes to the financial statements, including a summary of significant accounting policies, and the declaration by those charged with governance.

In our opinion, the accompanying financial report presents fairly, in all material respects, (or gives a true and fair view of) the financial position of the Association as at 30 June 2019, and (of) its financial performance and its cash flows for the year then ended in accordance with Australian Accounting Standards.

Basis for opinion

We conducted our audit in accordance with Australian Auditing Standards. Our responsibilities under those standards are further described in the Auditor's Responsibilities for the Audit of the Financial Report section of our report. We are independent of the Association in accordance with the ethical requirements of the Accounting Professional and Ethical Standards Board's APES 110 Code of Ethics for Professional Accountants (the Code) that are relevant to our audit of the financial report in Australia. We have also fulfilled our other ethical responsibilities in accordance with the Code.

We believe that the audit evidence we have obtained is sufficient and appropriate to provide a basis for our opinion.

Other information

Those charged with governance are responsible for the other information. The other information comprises the information included in the Association's annual report for the year ended 30 June 2019, but does not include the financial report and our auditor's report thereon.

Our opinion on the financial report does not cover the other information and accordingly we do not express any form of assurance conclusion thereon.

In connection with our audit of the financial report, our responsibility is to read the other information and, in doing so, consider whether the other information is materially inconsistent with the financial report or our knowledge obtained in the audit or otherwise appears to be materially misstated. If, based on the work we have performed, we conclude that there is a material misstatement of this other information we are required to report that fact. We have nothing to report in this regard.

Nexia Melbourne Audit Pty Ltd
Registered Audit Company 291969
Level 12, 31 Queen Street
Melbourne VIC 3000
p +61 3 8613 8888
f +61 3 8613 8800
e info@nexiamelbourne.com.au
w nexia.com.au

Liability limited by a scheme approved under Professional Standards Legislation.

Nexia Melbourne Audit Pty Ltd (ABN 86 005 105 975) is an independent firm of Chartered Accountants. It is affiliated with, but independent from Nexia Australia Pty Ltd, which is a member of Nexia International, a worldwide network of independent accounting and consulting firms. Neither Nexia International nor Nexia Australia Pty Ltd, deliver services in its own name or otherwise. Nexia International Limited and the member firms of the Nexia International network (including those members which trade under a name which includes NEXIA) are not part of a worldwide partnership.

The trademarks NEXIA INTERNATIONAL, NEXIA and the NEXIA logo are owned by Nexia International Limited and used under licence.

Responsibilities of Management and Those Charged with Governance for the Financial Report

Management is responsible for the preparation and fair presentation of the financial report in accordance with Australian Accounting Standards, and for such internal control as management determines is necessary to enable the preparation of the financial report that is free from material misstatement, whether due to fraud or error.

In preparing the financial report, management is responsible for assessing the Association's ability to continue as a going concern, disclosing, as applicable, matters related to going concern and using the going concern basis of accounting unless management either intends to liquidate the Association or to cease operations, or has no realistic alternative but to do so.

Those charged with governance are responsible for overseeing the Association's financial reporting process.

Auditor's responsibility for the audit of the financial report

Our objectives are to obtain reasonable assurance about whether the financial report as a whole is free from material misstatement, whether due to fraud or error, and to issue an auditor's report that includes our opinion. Reasonable assurance is a high level of assurance, but is not a guarantee that an audit conducted in accordance with the Australian Auditing Standards will always detect a material misstatement when it exists. Misstatements can arise from fraud or error and are considered material if, individually or in the aggregate, they could reasonably be expected to influence the economic decisions of users taken on the basis of this financial report.

As part of an audit in accordance with the Australian Auditing Standards, we exercise professional judgement and maintain professional scepticism throughout the audit. We also:

- Identify and assess the risks of material misstatement of the financial report, whether due to fraud or error, design and perform audit procedures responsive to those risks, and obtain audit evidence that is sufficient and appropriate to provide a basis for our opinion. The risk of not detecting a material misstatement resulting from fraud is higher than for one resulting from error, as fraud may involve collusion, forgery, intentional omissions, misrepresentations, or the override of internal control.
- Obtain an understanding of internal control relevant to the audit in order to design audit procedures that are appropriate in the circumstances, but not for the purpose of expressing an opinion on the effectiveness of the Association's internal control.
- Evaluate the appropriateness of accounting policies used and the reasonableness of accounting estimates and related disclosures made by those charged with governance.
- Conclude on the appropriateness of the directors' use of the going concern basis of accounting and, based on the audit evidence obtained, whether a material uncertainty exists related to events or conditions that may cast significant doubt on the Association's ability to continue as a going concern. If we conclude that a material uncertainty exists, we are required to draw attention in our auditor's report to the related disclosures in the financial report or, if such



FINANCIALS

disclosures are inadequate, to modify our opinion. Our conclusions are based on the audit evidence obtained up to the date of our auditor's report. However, future events or conditions may cause the Association to cease to continue as a going concern.

- Evaluate the overall presentation, structure and content of the financial report, including the disclosures, and whether the financial report represents the underlying transactions and events in a manner that achieves fair presentation.

We communicate with those charged with governance regarding, among other matters, the planned scope and timing of the audit and significant audit findings, including any significant deficiencies in internal control that we identify during our audit.

Nexia

**Nexia Melbourne Audit Pty Ltd
Melbourne**

A. Wehrens

**Andrew S. Wehrens
Director**

Dated this 22nd day of August 2019







Tennis Victoria

AAMI Park
Olympic Boulevard
Melbourne, Victoria 3001
Locked Bag 6001
Richmond, Victoria 3121

T (03) 8420 8420

F (03) 8420 8499

E tvreception@tennis.com.au

 facebook.com/tennisvic

 instagram.com/tennisvic

 twitter.com/tennis_vic

 linkedin.com/company/tennis-victoria

 youtube.com/user/tennisvictoria1

tennis.com.au/vic