

TENNIS VICTORIA

2017/18

ANNUAL REPORT




# CONTENTS

<b>STRATEGIC SUMMARY</b> .....	<b>3</b>
<b>PRESIDENT'S REPORT</b> .....	<b>4 - 5</b>
<b>TREASURER'S REPORT</b> .....	<b>5</b>
<b>TENNIS VICTORIA CEO'S REPORT</b> .....	<b>6 - 8</b>
<b>TENNIS AUSTRALIA CEO'S REPORT</b> .....	<b>9</b>
<b>OPPORTUNITIES TO PLAY</b>	
Programs and Pathways for all .....	10 - 11
Competition Results .....	12 - 13
Player of the Year Awards .....	14
Tournament Results .....	16 - 17
Tournament / Competitions .....	18
Country Week .....	20 - 21
Opportunities to Play / Focus Strategies .....	22 - 23
<b>PLACES TO PLAY</b>	
Facility and their Management .....	24
2017/18 Facility Projects .....	25
Opportunities to Play / Focus Strategies .....	26
<b>SUPPORT</b>	
Enhancing Grassroots Tennis .....	27
Affiliation .....	28
Participation Leaders Map .....	29
Coaching Leaders Maps .....	30
Top 50 Clubs .....	32 - 33
Communications .....	34 - 35
Coaching & Officials Courses .....	36
Awards .....	37 - 38
Support / Focus Strategies .....	39
<b>PARTNERSHIPS</b>	
Sharing the Court for Success .....	40
ACE Inclusion Program and Grant Allocations .....	41
Supporters .....	42
Gender Equality .....	43
Female Participation Grants .....	44
Partnerships / Focus Strategies .....	45
<b>PLAYER HIGHLIGHTS</b> .....	<b>46 - 47</b>
<b>BOARD AND COMMITTEES</b> .....	<b>48</b>
<b>TENNIS VICTORIA STAFF</b> .....	<b>49</b>
<b>AUSTRALIAN AND STATE REPRESENTATION</b> .....	<b>50</b>
<b>STATE RANKINGS</b> .....	<b>51</b>
<b>FINANCIALS</b> .....	<b>52</b>



**NATIONAL VISION**  
CONNECTING MORE PEOPLE TO TENNIS



## NATIONAL PRIORITIES

HOT SHOTS

BOOK A COURT

AUSTRALIAN OPEN

INTERNATIONAL GROWTH

STATE/TERRITORY FOCUSES

# TENNIS VICTORIA STRATEGY TO 2020



## OUR FOCUS - PARTICIPATION

HOT SHOTS

BOOK A COURT

OUR PURPOSE - MORE PEOPLE PLAYING TENNIS,  
MORE OFTEN, FOR LIFE

## STRATEGIC PILLARS

OPPORTUNITIES TO PLAY



Programs and pathways for all

PLACES TO PLAY



Facilities and their management

SUPPORT



Enhancing grassroots tennis

PARTNERSHIPS



Sharing the court for success

LEADERSHIP

VALUES

GREATER GOOD OF THE GAME



## PRESIDENT'S REPORT

### I am very pleased to present this, my first, President's Report for 2017/18.

It has been another excellent year in Victorian tennis and 2017/18 has produced some amazing highlights. We have yet again set a new participation record with 332,931 registered participants, achieved against our target of 300,000. Alongside an \$11,550 operating profit, compared to our budgeted outcome of \$6,333, these are significant positive results. We could not achieve these results without the dedicated efforts of the Tennis Victoria team and the entire Victorian tennis community, administrators, club and association committees, volunteers, officials, coaches and players, in the past 12 months.

After having held a Vice President's post in 2017, I was delighted and honoured to assume the Presidency in April 2018, following the resignation of Gary Clark – President since 2016 and a Director since 2011. As such, I write this report in light of the fact that Gary was at the helm for the majority of the year. I would like to again take this opportunity to thank and recognise Gary for his extraordinary contribution to the sport and for his service to the tennis community. He has been an outstanding leader and contributor to tennis at all of local, state and national levels over many years. As well as his leadership in implementing Tennis Victoria's good governance and skills-based Board restructuring and composition, Gary was integral to:

- > The adoption of a new Tennis Victoria Strategic Plan to 2020.
- > A 61% increase in connected participants during his time as President.
- > Tennis Victoria's recent and significant staffing expansion to support local tennis, and especially supporting coaches and regional tennis.
- > Championing the concept of a win-win club and coach relationship being vital for overall venue success.
- > Tennis Victoria taking a strategic focus to the "big picture" issues at hand, including the future of junior competition, and doing so in a collaborative and consultative manner together with all local clubs, centres, associations, coaches and councils.
- > The ongoing success of the amazing annual event that is Tennis Victoria Country Week.

I look forward to continuing such an impressive legacy, and will do my very best to ensure to represent the Victorian tennis community to the best of my abilities.

Also in April this year, the Tennis Victoria Board was pleased to welcome back Peter Owen, and his extensive tennis and coaching business background, following the vacancy left by Gary.

The past year has seen a number of other significant achievements and initiatives. Our highly engaging and well-attended regular Victorian Community Tennis Forums, now recently including satellite regional venues and online live streaming, continue to allow for our hard-working club representatives to liaise with Tennis Victoria staff and their peers to exchange ideas and learn about key issues and initiatives. We hope you find them enlightening and full of useful resources and contacts.

With the Tennis Victoria Board keeping focus on strategic matters for the good of the sport, a special Forum/Summit in February focussed on "Maximising the future success of junior competition". This forum sought to better understand the challenge of drop-off rates from our wonderful ANZ Tennis Hot Shots junior program numbers (both with coaches/clubs and in schools) into community or club based participation. This Summit concentrated in the first instance on metropolitan Melbourne with the planning for the same activity for regional Victoria – and its unique characteristics – already in train for later in 2018. Further, for the second time and now an annual occurrence, the April Forum focussed on the vital importance, need for, and impact of "Successful Club/Coach Relationships".

Royal South Yarra Lawn Tennis Club hosted the second annual Tennis Victoria Top 50 Clubs President's luncheon. With an unwavering commitment to gender equity to benefit our sport, we encouraged the club Presidents (of which 47 of the 50 were male in 2016/17) to invite a female committee member / potential future leader of their club to join them. The ability to do this was thanks to the State Government's Office for Women in Sport and Recreation and I would like to thank its Head, Dr Bridie O'Donnell, for not only attending but for supporting our sport and its development of female leaders – both on and off court. The clubs in attendance represent 19% of the total tennis club registrations in Australia and to have them all in one room was simply fantastic.

There are a number of people I wish to acknowledge. Firstly, thank you to the members of the Tennis Victoria Board. This highly-skilled group of individuals work tirelessly for our sport and it is due to their dedication that the organisation is able to flourish in its responsibilities. I especially thank Vice President Mark Da Silva and Treasurers Phil Crouch (from October 2017) and James Copes (July – October) for their effort, support and continued good humour.

To our independent committee members who have worked on our very important Committees for Audit and Risk, and Nominations, thanks for all your efforts over the year, with particular thanks to their respective Chairs, Ian Jenkins and Leigh Russell. Thanks too to all those who have contributed so well to our other Committees, Advisory Groups and the like.

To the many partners of Tennis Victoria who continue to support our organisation, we owe them our ongoing gratitude for their financial and in-kind support of tennis in Victoria, with particular thanks to our national counterparts at Tennis Australia, the Victorian Government, VicHealth and ANZ.

I, of course, wish to thank the Tennis Victoria staff for all of their efforts during the year, led by CEO Matthew Kennedy. You all should be incredibly proud of your work. You are an exceptional group of dedicated and talented staff, and we could not have these terrific results without you.

Finally, and most importantly, to every single volunteer, administrator, coach and player – thank you all so much. Your commitment to the sport is truly the lifeblood of tennis in Victoria. Please continue to do what you do best and I, and the entire team here at Tennis Victoria, will support you



## TREASURER'S REPORT

### 2017/18 has been another extremely successful year for Tennis Victoria, underpinned by prudent financial management.

As a not-for-profit, service-orientated organisation, TV has focused in a sustained manner on supporting the growth of our game through increasing the number of staff we have in the field. This has primarily been made possible through increased investment from Tennis Australia, which is greatly appreciated, and accounts for two-thirds of TV's total revenue. A look at the past decade shows a clear pattern; the greater TV's level of resources supporting grassroots clubs, centres, associations and coaches, the better we have collectively connected with more tennis participants.

Cognisant of this important relationship the TV Board revisited its Reserves Policy during the year and resolved an approach of: 1) maintaining a contingency to meet all financial obligations in the unlikely event that TV should ever need to wind up its activities; combined with 2) setting an annual break-even operating budget, i.e. small surplus <1% of turnover.

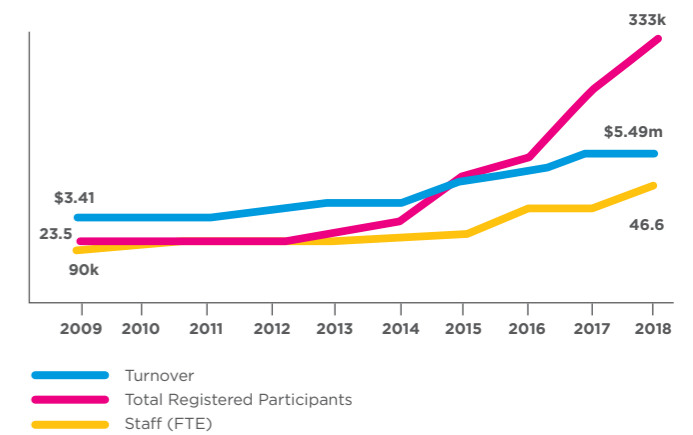
Therefore, it is pleasing to report TV's financial performance in FY18 is consistent with the Reserves Policy. TV's Total Member Funds of \$2.304m (FY17: \$2.246m) has grown healthily in FY18, due to an operating surplus of \$11,550 (0.2% of revenue; FY17: \$594) and revaluation of financial assets (investments) of \$47,299.

in any way we can. Whilst there are undoubted challenges at hand, I have great confidence in the direction our sport is heading, especially with the Victorian tennis community's clear passion to see more people playing the great game for all, and playing it more often.

**Dr Emma Sherry**  
President, Tennis Victoria

Cash on hand remains healthy at \$488,843 (FY17: \$618,014) and is sufficient for TV's normal operations.

Further details of TV's financial performance is included in the statutory accounts on pages 52-66.



**Phil Crouch**  
Treasurer, Tennis Victoria



## CEO'S REPORT

I am delighted to provide this CEO's report for the year through to 30 June 2018.

### PARTICIPATION, PARTICIPATION, PARTICIPATION

This overall Annual Report 2017/18 is again presented in alignment with Tennis Victoria's Strategic Plan to 2020 (a summary of which can be found on page 3) and its four pillars of:

OPPORTUNITIES TO PLAY

PLACES TO PLAY

SUPPORT

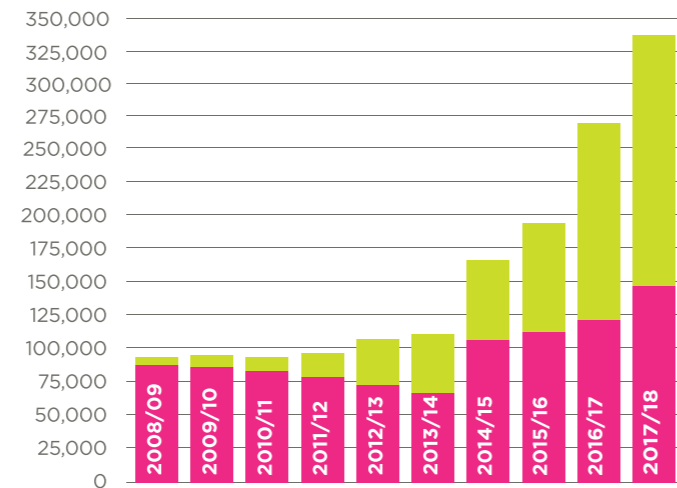
PARTNERSHIPS

Against the Plan's, and our organisation's, prime focus of Participation, and together with all of our community's stakeholders, we have taken some significant steps forward. Highlights of the 12 months included but are not limited to:

- > Victoria's registered participants increasing in 2017/18 by 19% to 332,931. This compares to 191,798 just two years ago.
- > Formal school partnerships increasing from 720 in 2016/17 to 848 Victorian schools over the past 12 months.
- > In just seven years, Victoria has gone from having 9,175 boys and girls registered to the ANZ Tennis Hot Shots program, to now having 197,860 kids involved across coaching, club and school activity.
- > Following our initial piloting, 2017/18 saw 47 venues now fully using the Book A Court access software (with a further 22 clubs fully installed and/or committing to installation). This resulted in nearly 40,652 member and non-member bookings through the system and over \$213,904 worth of revenue for these clubs and centres.

The following graph provides a historic snapshot of how, together, we have grown in terms of connected participants in recent years. Victoria's contribution towards the national One Million Connected Australians target (currently 930,144), which is at the heart of all we do, currently sits at over 36% from just 26% of the population. These outcomes are an incredible combination of the outstanding results of all of our clubs, centres and associations – and the tireless efforts of their administrators, coaches and volunteers. Well done to you all.

### CONNECTED TENNIS PARTICIPANTS IN VICTORIA



- ANZ Tennis Hot Shots, including school participants
- Club registrations, including Book A Court

### THE WAY WE PLAY

At the front of our Strategic Plan, and underpinning our strategy and operations is "The Way We Play". This can be found on the following page.

In terms of our unwavering commitment to the underpinning functions of (i) Good Governance, (ii) People and Culture and (iii) Effective Communications, and whilst these areas are ever-evolving and can never be 'ticked off', I am pleased to advise that:

- (i) Various governance standards and operations of the Tennis Victoria Board continue to be delivering best practice within Tennis and the sport industry, with its gender balance and skills-based diversity, and a very smooth Presidential succession during the year.
- (ii) Tennis Victoria's in-the-field staffing to work together with and support all our stakeholders materially increased in 2017/18, particularly in relation to schools, coaches and Book A Court, and our people and culture activities aligned to maximise the benefit of this investment in our people.
- (iii) Our special Victorian Community Tennis Forums consistently saw up towards 200 persons in attendance plus ~1,000 viewers streaming/participating live online, benefitting from the great peer-to-peer sharing and discussion across all club/venue and association administrators, volunteers and coaches involved.

## THE WAY WE PLAY

The success of Tennis Victoria's strategy is underpinned by the unwavering commitment to three all-encompassing functions, and by our values and core behaviours.



### GOOD GOVERNANCE

Tennis Victoria is committed to employing good governance practices in line with the Australian Sports Commission, and to having a Board with great skills and diversity. Over the period of this Plan we are also committed to promoting and assisting the best governance possible amongst clubs, centres and associations.



### PEOPLE AND CULTURE

Tennis Victoria strives to be an employer of choice by providing a safe, inclusive and fun working environment that sets high standards. We work closely with Tennis Australia, and our stakeholders to foster a 'One Team' approach and provide appropriate professional development opportunities.



### EFFECTIVE COMMUNICATIONS

Our continual aim is to grow the interest and engagement in Victorian tennis by providing active, timely, informed and engaging two-way communications for stakeholders, affiliated bodies and players. Our communications strategy also involves adapting to the ever-changing multimedia landscape while continuing to build and maintain existing practices and relationships.

### Our values and core behaviours

Aligned with the national Tennis values of **teamwork, humility, loyalty and excellence**, Tennis Victoria's core behaviours to achieve success are:

- We **T**ake responsibility
- We **E**njoy our work
- There are **N**o soft excuses
- We "**k**now our stuff"
- We are **I**nnovative and inclusive
- We **S**peak up, speak straight



### MORE HIGHLIGHTS

Other highlights of the year included but were certainly not limited to:

- > As detailed on pages 46-47, there were some outstanding performances by Victorian tennis players over the year. We heartily acknowledge and congratulate these talented athletes and look forward to their futures.
- > Thanks to the support of Tennis Australia, the employment of four Tennis Victoria Coaching Leaders servicing the state's 961 active coach members, working hand-in-hand with the Tennis Australia Coach Development team for Victoria and Tasmania (their map can be found on page 30).
- > Further strengthening our commitments to enhancing female leadership and participation, signified by us being a State Government Change our Game Champion and partnering with VicHealth's This Girl Can – VIC campaign.
- > Investing in Hot Shots courts in primary school grounds with official openings of such facilities at Clayton North

and Footscray North primary schools, joining Reservoir East and The Lakes Reserve, Taylors Lakes, in Brimbank City Council.

- > Tennis Victoria, for the first time, assuming operation of the amazing Country Week event (please see pages 20-21 for its wonderful facts). Thanks to Swan Hill Lawn Tennis & Croquet Club for their outstanding efforts.
- > With 138 clubs and 437 teams competing, Tennis Victoria's Pennant competition was once again something very special.
- > Through our ANZ Community and Volunteer Support Partnership, the ongoing evolution of the overall Tennis Victoria Recognition Program – from recognising volunteers to Top 50 Clubs to talented young players to coaches and more – continues to be important to us. Many such activities and worthy recipients are acknowledged on pages 37-38 of this report, with our Volunteers Breakfast during the Australian Open and our Champions Dinner / Victorian Tennis Awards as the annual highlights.



## TENNIS AUSTRALIA CEO'S REPORT

- > Our second annual Top 50 Clubs Presidents Function at Royal South Yarra Lawn Tennis Club was another special event.
- > Tennis Victoria was again a major partner to the State Government's Premier's Active April, offering tennis participation benefits to more than 120,000 Victorians who took part.

We do acknowledge that there is still a lot more to do to make Victorian tennis as strong as it can be, however, highlighting these accomplishments is important to the overall journey we are undertaking together.

### ACKNOWLEDGEMENTS

I sincerely acknowledge and thank our new President, Dr Emma Sherry and her predecessor through to April 2018, Gary Clark. Over many years, I have appreciated and benefitted from Gary's wise leadership, support and guidance and his many achievements (please see the President's Report) speak for themselves. Emma is Tennis Victoria's sixth President, and first-ever female President. It is a significant and deserved accomplishment and I look forward to working closely with her. Appreciation is also extended to all the Directors of the Board for their direction and assistance over the year. They work so very hard for the game and their support shown to me is greatly appreciated.

To all of the individuals on Tennis Victoria's committees and advisory bodies, as detailed on page 48, I thank you for your outstanding efforts in 2017/18.

I heartily acknowledge all the dedicated tennis administrators, volunteers and coaches at all levels across the state. Quite simply, Victorian tennis would not be where it is without your tremendous efforts.

Tennis Victoria is extremely thankful and appreciates the support from all of our government and corporate sponsors and partners who contribute so much to tennis in Victoria. Very special mention goes to the State Government (Sport and Recreation Victoria), VicHealth, ANZ, Yarrowonga Mulwala Tourism and, of course, Tennis Australia, as our major partners and supporters. Please see the full list on page 42.

To Tennis Australia CEO Craig Tiley and his executive team, I truly appreciate the ongoing support to myself and the Victorian tennis community. I am proud to be a part of the team of all Member Association CEOs which constantly seeks to support each other and achieve great things for Australian tennis.

Our national body's annual delivery of one of the world's greatest sporting events deserves special mention. The 2018 Australian Open - right here in Victoria - was just superb. Congratulations are also extended to the Kooyong Lawn Tennis Club on another successful Priceline Pharmacy Kooyong Classic event.

Finally, I acknowledge the work of the passionate team of staff here at Tennis Victoria. And it truly is a team. Their dedicated efforts constantly inspire me and I'm truly honoured to lead a diverse group always striving to achieve what's best for this great game. Please call upon us if we can ever assist.

**Matthew Kennedy**  
Chief Executive Officer, Tennis Victoria

### BUILDING ON STRENGTH

Tennis is among the most successful sports in Australia in terms of participation and engagement rates. It is also the focus of the sporting globe each summer with world-class events such as the Australian Open.

Earlier this year, we conducted a comprehensive participation review with the aim of leveraging the current success of Aussie tennis for the next phase of ongoing growth in the sport.

During the last six months, I've travelled around the country as part of the extensive consultation with all key stakeholders. It has been a personal highlight of mine to be able to work on this review with the people involved in delivering our sport day in and day out across the country - the people responsible for building tennis into the success that it is today.

### A THRIVING COMMUNITY

Both in Australia and in Victoria, more people are enjoying the sport than ever. The 930,000-plus total participants who experienced tennis throughout the nation in 2017/18 represented a 34 percent increase on the previous year. In Victoria alone, there were a record 332,931 participants in this period.

Increasingly, a lifelong connection to tennis begins with ANZ Tennis Hot Shots, the junior development pathway that also underpins Tennis Australia's hugely successful School Partnership Program.

Growth in schools has been particularly strong in Victoria. From 129,679 participants in the 2016/17 financial year, numbers soared to 160,028 in 2017/18. Victoria can be particularly proud that 55% percent of primary schools are now official partner schools of this innovative program.

At a time when providing healthy activity for young people is a priority, opportunities to participate have never been stronger.

### OPEN TO EVERYONE

Passionate that tennis should be a sport for everyone, our values of equality, inclusion and diversity are ever-present. Regardless of ability, gender, race, age or sexual orientation, players are always welcome.

Accessibility is also a priority in a more literal sense, as the expanding Book A Court program demonstrates. Providing casual players with the means to book and pay for courts online, the program is now available in 100 venues throughout the nation, including 47 clubs in Victoria.

### NATIONAL PRIDE

Our record-breaking world class events not only inspire the tennis community at every level, but also help grow the game in a positive sense as revenue is invested back into the sport.

More than one million fans flocked to see the world's best players compete at Australian Open and Australian Open Series events last summer.

The Australian Open celebrated 30 years at Melbourne Park in January, with a record 743,667 fans experiencing new heights in hospitality and off-court entertainment, alongside captivating tennis. A fortnight of fiercely-contested matches showcased astonishing ability and unrelenting passion from the game's superstars.

It culminated in two stunning finals as Caroline Wozniacki claimed her first Grand Slam title with a three-set victory over Simona Halep and Roger Federer seized a record-extending 20th major title with a five-set win over Marin Cilic.

### A TEAM EFFORT

Growth - whether it be in participation numbers, revenue or the achievements of our players - would not be possible without the collective efforts of our passionate team members throughout Australia.

As our hard-working staff showcased the company values of excellence, humility, loyalty and team-work, there was a special point of pride when Jayne Hrdlicka was voted Tennis Australia's first female President and Chair in October. This was followed by the appointment of Tennis Victoria's first female President Dr Emma Sherry in April.

It was another inspirational turning point as the Australian tennis community comes together to achieve new heights in every endeavour.

Thank you, your staff and Board, for your tremendous contribution to those achievements.

Our pride in the many unparalleled milestones of another memorable year in tennis is surpassed only by our passion to build on them in the future.

**Craig Tiley**  
Chief Executive Officer, Tennis Australia



# OPPORTUNITIES TO PLAY

PROGRAMS AND  
PATHWAYS FOR ALL



## ANZ TENNIS HOT SHOTS

ANZ Tennis Hot Shots continues to drive junior participation, attracting a high number of children into our sport. Our end of financial year Hot Shots participant total has grown to 197,860 which is a growth of 26% on the previous year. This continued growth comes from coaching programs at local clubs and centres and the continued success of the School Partnership Program delivered as part of the Australian Sports Commission's Sporting Schools program. This program continues to see tennis as one of the most requested and delivered sports of the Sporting Schools initiative. With the support of Tennis Australia, in January 2018 Tennis Victoria has employed an additional two School Development Coordinators, taking our resources to four in total, to support the 848 schools that offer ANZ Tennis Hot Shots as part of their school curriculum. We encourage schools, clubs and centres, and coaches to work closely together to transition participants into their local club environment to continue to play.



## ANZ TENNIS HOT SHOTS MATCH PLAY

- > Match Play is a program giving young players the opportunity to transition from learning the game to playing the game. It provides players aged 11 and under their first experience of playing tennis in a fully flexible modified environment incorporating key elements of Hot Shots, including: smaller courts, modified racquets and balls.
- > Victoria has seen a significant increase in Match Play deliverers and venues.  
**2017/18:**  
149 Registered Deliverers (19% Increase)  
223 Registered Venues (39% Increase)
- > Tennis Victoria has two Match Play Coordinators, split East and West, who work closely with Victorian coaches to grow and develop their Match Play programs.



## FITBIT CARDIO TENNIS

- > 264 Tennis Australia qualified coaches delivered this fun fitness-based program across Victoria.



## TENNIS VICTORIA PENNANT

- > 138 clubs | 437 teams | 3700 players
- > Grade 1 Men's was won by Kooyong Lawn No.1 over Glenburn, and the Grade 1 Women's title was claimed by Centre Court Indoor against Bundoora.
- > Tennis Victoria Pennant remains the longest-running and largest inter-club competition in Australia with over 15,000 individual rubbers played across the 2017 season.



## ASSOCIATIONS JUNIOR LEAGUE (AJL)

- > 88 teams | 9 associations
- > Following on from a significant consultation and review process, the 2017 season was the first under the rebranded "Associations Junior League" competition name, replacing the previous name, Junior Pennant. The new name better reflects the focus of the competition, which is a representative team competition for many of the highly talented junior players within each local metropolitan association.
- > The 2017 season was again supported by nine Associations across metropolitan Melbourne comprising 88 teams.
- > New in 2017 was the boy's and girl's Blockbuster rounds, hosted at a single venue, the Boroondara Tennis Centre. Having all boys and girls participating at one venue created an exciting event, along with Victorian Sally Peers sharing her experiences on the tour, it created more atmosphere for players and spectators.



## TENNIS VICTORIA PREMIER LEAGUE

- > 10 teams (5 men's and 5 women's) | 7 clubs | \$20,000 prize money
- > With a washout of Grand Final Day, MCC Glen Iris Valley TC (men) and Liston TC (women) claimed the 2017 titles after finishing the home-and-away season in first position on the ladder.
- > The Club Community Engagement Awards, for best home Super Round, went to Liston TC (women's) and Bundoora TC (men's). The annual Paul Arber Memorial award for displaying the strongest work ethic, determination and sportsmanship, went to Aaron Addison (MCC Glen Iris Valley TC) and Kimberly Birrell (Liston TC).
- > MCC Glen Iris Valley TC completed a sweep of the Premier League Ace awards, going to Aaron Addison for the men's competition, and a joint women's awards between Jessica Moore and Jaimee Fourlis.

## COMPETITIONS RESULTS

### 2017 PENNANT GRADE GRAND FINAL RESULTS

GRADE	WINNER	RUNNERS UP
<b>MEN'S</b>		
Grade 1	Kooyong LTC No.1	Glenburn TC
Grade 2	Heatherdale TC	Pakenham Regional TC
Grade 3	Ashburton Uniting TC	Eaglemont TC
Grade 4	East Coburg TC No. 1	UCTC- Diamond Creek
Grade 5	Donvale TC	Glencairn TC
Grade 6	Greensborough TC	Ashburton Uniting TC
Grade 7	Grace Park Hawthorn Club No.2	East Coburg TC
Grade 8	Glenburn TC	Kooyong LTC
Grade 9	Hawthorn TC	Holy Saviour TC
Grade 10	Taylors Lakes TC	Langwarrin TC

GRADE	WINNER	RUNNERS UP
<b>WOMEN'S</b>		
Grade 1	Centre Court Indoor Centre	Bundoora TC
Grade 2	Kooyong LTC No. 1	Hawthorn TC
Grade 3	MCC Glen Iris Valley TC No. 2	Centre Court Indoor Centre
Grade 4	Knox City TC	Liston TC
Grade 5	Bulleen TC	West Brunswick TC

GRADE	WINNER	RUNNERS UP
<b>MEN'S OPEN DOUBLES</b>		
Grade 1	Kooyong LTC	St Mary's Greensborough TC

GRADE	WINNER	RUNNERS UP
<b>MEN'S MASTERS 45+ DOUBLES</b>		
Grade 1	Legend Park TC	Kooyong LTC No. 2
Grade 2	Dendy Park TC	Royal Park TC
Grade 3	Geelong Lawn TC	Greenvale TC

### 2017 ASSOCIATIONS JUNIOR LEAGUE GRADE GRAND FINAL RESULTS

GRADE	WINNER	RUNNERS UP
<b>MIXED</b>		
10A	Eastern Region TA	Bayside-Moorabbin TA
Finals were washed out, and Eastern Region TA finished on top of the ladder during the regular season		
10B	Eastern Region TA Red	Bayside-Moorabbin TA Blue
Finals were washed out, and Bayside-Moorabbin Red TA finished on top of the ladder during the regular season		
<b>BOYS'</b>		
12A	Eastern Region TA	Bayside-Moorabbin TA
Finals were washed out, and Eastern Region TA finished on top of the ladder during the regular season		
12B	Eastern Region TA	Waverley Tennis
Finals were washed out, and Eastern Region TA finished on top of the ladder during the regular season		
12C	North Eastern Junior TA	Western Region TA
Finals were washed out, and North Eastern Junior TA finished on top of the ladder during the regular season		
12D	Peninsula TA	Waverley Tennis
Finals were washed out, and Peninsula TA finished on top of the ladder during the regular season		
14A	Waverley Tennis	Bayside-Moorabbin TA
Finals were washed out, and Waverley Tennis finished on top of the ladder during the regular season		
14B	Waverley Tennis	North Eastern Junior TA
Finals were washed out, and Waverley Tennis finished on top of the ladder during the regular season		
14C	Waverley Tennis	Eastern Region TA
Finals were washed out, and Waverley Tennis finished on top of the ladder during the regular season		
14D	North Eastern Junior TA	Eastern Region TA Blue
Finals were washed out, and North Eastern Junior TA finished on top of the ladder during the regular season		
16A	Eastern Region TA	North Eastern Junior TA
Finals were washed out, and Eastern Region TA finished on top of the ladder during the regular season		
16A	Eastern Region TA Blue	Bayside-Moorabbin TA
Finals were washed out, and Eastern Region TA finished on top of the ladder during the regular season		

## COMPETITIONS RESULTS

### 2017 ASSOCIATIONS JUNIOR LEAGUE GRADE GRAND FINAL RESULTS

GRADE	WINNER	RUNNERS UP
<b>GIRLS'</b>		
12A	North Suburban Junior TA	Eastern Region TA
Finals were washed out, and North Suburban Junior TA finished on top of the ladder during the regular season		
12B	North Suburban Junior TA	Berwick & District TA
Finals were washed out, and North Suburban Junior TA finished on top of the ladder during the regular season		
14A	Eastern Region TA	Bayside-Moorabbin TA Blue
Finals were washed out, and Eastern Region TA finished on top of the ladder during the regular season		
14B	Waverley Tennis	North Suburban Junior TA
Finals were washed out, and Waverley Tennis finished on top of the ladder during the regular season		

### 2017 TENNIS VICTORIA PREMIER LEAGUE RESULTS

GRADE	WINNER	RUNNERS UP
<b>MEN'S</b>		
	MCC Glen Iris Valley TC	Royal South Yarra LTC
Finals were washed out, MCC Glen Iris Valley TC finished higher on ladder superround season		
<b>WOMEN'S</b>		
	Liston TC	Kooyong TC
Finals were washed out, Liston TC finished higher on ladder superround season		



## PLAYER OF THE YEAR AWARDS

### 2017 PENNANT PLAYER OF THE YEAR WINNERS

GRADE	WINNER	
<b>MEN'S PENNANT</b>		
Men's Grade 1	Matthew Hicks	Hepner Place Indoor
Men's Grade 2	Mitchell Allman	Pakenham Regional
Men's Grade 3	Trent Cobb	Ashburton Uniting
Men's Grade 4	Nathan Kenessy	Strathmore
Men's Grade 5	Stephan Theodorou	Taylors Lakes
Men's Grade 6	Matthew Anderson	Maribyrnong Park
Men's Grade 7	Michael Collins	Greensborough
Men's Grade 8	Matthew Cameron	Geelong Lawn
Men's Grade 9	Trent Wilson	Hampton Park
Men's Grade 10	Milano Srour	Taylors Lakes

#### WOMEN'S PENNANT

Women's Grade 1	Dubravka Rakonjac	Officer
Women's Grade 2	Hannah McIntyre	Bundoora
Women's Grade 3	Tamara Bajagic	MCC Glen Iris Valley
Women's Grade 4	Sofia Georgas	Royal Park
Women's Grade 5	Sophie Mackey	Beaumaris Lawn

#### MEN'S OPEN DOUBLES

Grade 1	Cameron MacColl	St Mary's Greensborough
---------	-----------------	-------------------------

#### MASTERS 45+ DOUBLES

Grade 1	Mark Nolan	Royal Park
Grade 2	Peter Rowe	Parkville
Grade 3	Bob Granger	Greenvale

#### KEVIN HOWARD AWARD

Masters 45+ Grade 2	Ian Wilkinson	
Dendy Park	Bruce Watkins	
	Stan Kennett	
	John Riley	
	Peter Fleming	
	Anthony Saul	
	Kerry Sindel	
	William Craig	
	Christopher Trotter	

### 2017 ASSOCIATIONS JUNIOR LEAGUE PLAYER OF THE YEAR

GRADE	WINNER	
Mixed 10A	Luke Cvejic	North Eastern Junior
Boys 12A	Ram Rithvik Mude	North Suburban Junior
Boys 14A	Viktor Sirucek	Waverley Tennis
Boys 16A	Aaron Cartledge	Eastern Region Tennis
Girls 12A	Erin Maguire	Bayside-Moorabbin
Girls 14A	Vanessa Alfaro	Eastern Region Tennis

#### PRIMARY SCHOOLS PARTNERSHIPS

> Of the 1,553 primary schools in Victoria, 848 (55%) are connected to tennis being registered as a Primary School Partnership program venue. Of these 848 schools there were 160,028 participants involved in tennis.

#### REGIONAL ACADEMY OF SPORT NETWORK

- > Tennis Victoria delivered the 3rd annual Inter-Academy Challenge at Melbourne Park. The event was won by the Gippsland Sports Academy and Bendigo Academy was runner-up.
- > In 2017, there were seven Academy environments across country Victoria, supporting 100 junior athletes.

#### FREE TENNIS DAYS

> 161 clubs opened their doors to welcome new and lapsed players into their local club coordinating a Free Tennis Day. Clubs promoted to the local community their various tennis opportunities and initiatives and ways to become involved.

#### PLAYER SUPPORT PROGRAM

- > There are 71 junior players in the 2018 Player Support Program, comprised of 22 country and 49 metro based players.
- > The 2018 program, held at Melbourne Park is designed to complement a player's regular training and continues to provide a disciplined match play opportunity to highly ranked Victorian juniors from both metro and country areas.
- > The program delivered tours to the 12's and 14's National Clay Court Championships in Canberra, in September 2017 and the 12's and 14's National Grass Court Championships in Adelaide, in April 2018.
- > The program was also very fortunate to have Jelena Dokic attend as a guest speaker, and meet the players and parents.





## TOURNAMENT RESULTS

### 2017/18 PWID STATE CHAMPIONSHIPS

	WINNERS	SCORE	RUNNER UP
<b>7-8 October 2017, Tennis World Albert Reserve SINGLES</b>			
Men	Mitchell James (1)	6/3 6/2	Zvi Schweitzer (3)
Women	Kelly Wren (1)	6/0 6/0	Carla Lenarduzzi (2)
<b>DOUBLES</b>			
Men	J Holloway / M James (1)	Round Robin	A Baker / P Mahoney
Women	S Morse / K Wren	Round Robin	J Greenwood / F Taylor

### 2017 VICTORIAN HARD COURT CHAMPIONSHIPS (AMT PLATINUM & \$15,000 PRIZE MONEY)

	WINNERS	SCORE	RUNNER UP
<b>27-30 November 2017, Notting Hill / Pinewood Tennis Club SINGLES</b>			
Men	Luke Saville (1)	6/1 6/0	Josh Charlton
Women	Jaimee Fourlis (1)	6/1 6/4	Jess Moore (3)
<b>DOUBLES</b>			
Men	J Beale / S Kaldawi	7/6(6) 6/3	K Cavrak / J Spaul
Women	J Moore / E Perez (1)	6/1 6/1	D Aiava / A Graovac (3)

### 2017 VICTORIAN GRASS COURT CHAMPIONSHIPS (AMT PLATINUM & \$15,000 PRIZE MONEY)

	WINNERS	SCORE	RUNNER UP
<b>27-30 December 2017, Geelong Lawn Tennis Club SINGLES</b>			
Men	Daniel Byrnes	6/0 2/6 6/3	Jeremy Beale (1)
Women	Ramona Mataruga (3)	6/3 6/4	Georgiana Ruhrig (1)
<b>DOUBLES</b>			
Men	R Davies / A Lasky (6)	6/4 7/6(5)	J Charlton / J Taylor (1)
Women	B Beslagic / G Ruhrig (1)	6/3 5/7 10/8	J Starr / A Stevens (2)

### 2018 VICTORIAN CLAY COURT CHAMPIONSHIP (AMT PLATINUM & \$15,000 PRIZE MONEY)

	WINNERS	SCORE	RUNNER UP
<b>13 - 16 March, (Men's) and 7-10 April 2018, (Women's) Mornington Tennis Centre SINGLES</b>			
Men	Max Purcell (1)	6/4 6/2	Gavin Van Peperzeel (2)
Women	Masa Jovanovic (1)	7/6(4) 6/3	Alana Parnaby (3)
<b>DOUBLES</b>			
Men	M Purcell / G Van Peperzeel (1)	6/1 6/3	K Cavrak / C Ferguson
Women	C Black / G Lorbergs (1)	6/3 6/3	L Mays / A Parnaby (2)

### 2017 JUNIOR DEVELOPMENT SERIES STATE CHAMPIONSHIPS

#### 3 December 2017, Hume Tennis & Community Centre 11/U BOYS'

Winner: Event Washed Out  
Runner Up: Event Washed Out

#### 11/U GIRLS'

Winner: Event Washed Out  
Runner Up: Event Washed Out

### JUNE 2018 JUNIOR DEVELOPMENT SERIES STATE CHAMPIONSHIPS

#### 17 June 2018 (rescheduled to 22 July 2018), National Tennis Centre 11/U BOYS'

Winner: Event Washed Out  
Runner Up: Event Washed Out

#### 11/U GIRLS'

Winner: Event Washed Out  
Runner Up: Event Washed Out



## TOURNAMENT / COMPETITONS

### JUNIOR DEVELOPMENT SERIES

2017	2016	2015
105 tournaments	84 tournaments	81 tournaments
17 event partners	11 event partners	13 event partners
1722 total players	1602 total players	1560 total players

### JUNIOR TOURNAMENTS

2017	2016	2015
62 tournaments	53 tournaments	48 tournaments
34 event partners	35 event partners	29 event partners
4789 total players	4606 total players	4520 total players

### AUSTRALIAN MONEY TOURNAMENTS

2017	2016	2015
50 tournaments	42 tournaments	42 tournaments
18 event partners	18 event partners	26 event partners
2902 total players	2967 total players	2731 total players

### PENNANT

2017	2016	2015
138 clubs	137 clubs	140 clubs
437 teams	456 teams	460 teams
3778 total players	4057 total players	4150 total players

### ASSOCIATIONS JUNIOR LEAGUE

2017	2016	2015
9 metro associations	9 metro associations	9 metro associations
88 teams	96 teams	99 teams
534 total players	583 total players	594 total players

### REGIONAL TEAMS EVENTS INCLUDING INTER-REGIONAL COUNTRY CHAMPIONSHIPS

2017	2016	2015
11 country regions	11 country regions	11 country regions
8 metro associations	8 metro associations	8 metro associations
750 total players	745 total players	723 total players

### TENNIS VICTORIA PREMIER LEAGUE

2017	2016	2015
10 teams	12 teams	12 teams
7 clubs	8 clubs	10 clubs
82 total players	90 total players	96 total players

### GENERAL TOURNAMENTS

2017	2016	2015
50 conducted by	51 conducted by	76 conducted by
23 event partners	15 event partners	19 event partners

### VICTORIAN PWID OPEN PLAYERS

2017	2016	2015
125 total players	68 total players	48 total players

### TOTAL PLAYERS IN ABOVE EVENTS

2017	2016	2015
14682	14718	14422

\*Multiple competitive participants will exist across different events





**2018**  
Swan Hill

---

**1100+**  
Players

---

**200**  
Teams

**100**  
Grass Courts

---

**50**  
Volunteers

---

**6**  
Legends

Join the  
**FUN**

[tennis.com.au/vic](http://tennis.com.au/vic)





## OPPORTUNITIES TO PLAY

### / FOCUS STRATEGIES

In implementing Tennis Victoria's Strategic Plan to 2020, the priority 'Embark Upon' activities in 2017/18 within the Opportunities to Play pillar were:

#### Better connecting kids experiencing tennis at school to local clubs

- > During 2017/18 there has been significant growth in the number of students (160,028) experiencing ANZTHS at schools.
- > To enable a clear transition pathway, we endeavour to link schools with their local club and coach.
- > The Schools team have been proactive in visiting schools that are delivering tennis, having conversations with schools and teachers on best practice in transitioning students to their local club
- > TA Coach Development (Vic) have been working with coaches to improve lesson delivery and kids' experiences in schools. 71 coaches attended the Schools workshop in March 2018, 24 coaches attended the workshop with 191 viewing the live stream online.
- > Tennis Victoria has produced a resource for coaches to guide them in strategies they can put in place to build relationships with schools and opportunities they can provide to encourage students and their families to join the club environment. In support of this resource, there are some in depth examples and case studies on Game Set Match.

#### Significantly expanding ANZ Tennis Hot Shots Match Play and Primary Schools Competition

- > Tennis Victoria and School Sport Victoria's (SSV) partnership continues to strengthen and the delivery of the SSV Hot Shots Red Ball competition continues to grow year upon year. This competition continues to be delivered as part of the SSV structure and provides a team based competition opportunity for schools that are currently running an ANZ Tennis Hot Shots program as part of their school curriculum.
- > 2017/18 has seen a 12% increase in registered school districts coordinating competitions.
- > ANZ Tennis Hot Shots Match Play continues to grow throughout Victoria and provides players the opportunity to transition from learning the game to playing the game.
- > 2017/18 has seen a 19% increase in registered Match Play deliverers and a 39% increase in registered Match Play venues.

#### A specific focus on increasing female participation and involvement in tennis at all levels

- > Tennis Victoria has been proud to be a profile partner of VicHealth's highly successful This Girl Can - VIC campaign. This Girl Can - VIC celebrates real women giving it a go and getting active no matter how well they do it, how they look or how sweaty they get. This powerful campaign from VicHealth is designed to encourage, motivate and inspire women to become more active. It's based on Sport England's This Girl Can campaign, which inspired 3.9 million women in England to get active.
- > In its second year, Tennis Victoria's female participation grants provided \$50,000 in funding to 18 clubs and coaches to look at different ways to engage women and girls in tennis. Much of 2017/18 has been spent working with previous grant recipients in capturing successes and learnings and using these as a way to inspire and educate other clubs and coaches looking to work with women and girls. As a result, new resources for clubs and coaches, including case studies, have been added to the dedicated female participation page on our Game Set Match website.
- > Tennis Victoria was a bronze sponsor of the Women in Sport breakfast hosted by Gymnastics Victoria. Judy Dalton received an award at this event for her pioneering and ongoing work in women's tennis.

#### Enhancing access to tennis for culturally and linguistically diverse communities and catering for all abilities

- > Select Accessible Community Equality (ACE) Grant recipients were offered a unique experience at Government House, including a tour of the State Apartments and a hit of tennis on the Governor's grass courts. Laverton Park TC, Keon Park TC, South Gisborne TC and Blind Sport and Recreation Victoria took part in this opportunity over the summer months.
- > Victorian tennis clubs and community partners were successful in securing \$26,430 out of a national pool of \$50,000 as part of Tennis Australia's AO Community Grants program. Similar to the Tennis Victoria ACE Grants, this program aims to improve tennis communities by investing in local tennis programs which focus on increasing and improving diversity and inclusion through sport. Tennis Victoria continue to work closely with recipients and relevant stakeholders as they implement their programs.
- > Tennis Victoria, in conjunction with key partners, facilitated the delivery of coach training including tennis-specific Auslan with Deaf Sports Australia, Managing Difficult Behaviours with Occupational Therapists at Kid Link, and Inclusive Tennis Coaching with Special Olympics Australia.
- > Australian Open 2018 saw a Kids on Court Showcase which included Victorian players from multicultural, wheelchair tennis, indigenous programs and, for the first time, children from the Blind Tennis program and Irabina Autism Services.

# PLACES TO PLAY

## FACILITIES AND THEIR MANAGEMENT



### VENUE UTILISATION

Sustainability is crucial in supporting existing tennis facilities, and also in building the case for investment in new facilities. To measure this, Tennis Victoria provides clubs with the opportunity to complete an Operational Health Check (OHC), which is a benchmarking tool developed by the University of South Australia. In 2017/18, a record 187 venues completed an OHC, with a number of councils using the data to develop a tennis strategy, as well as venues using the results to develop a strategic plan and benchmark against similar facilities.

### FACILITY INVESTMENT

Tennis Victoria continues to support venues, and all levels of Government in their investment in existing, and new tennis infrastructure. It is pleasing to see significant investment in tennis facilities to ensure they are increasingly accessible, sustainable and are meeting the needs and expectations of the community. Some noteworthy projects completed in 2017/18 were the redevelopment of the Bendigo Tennis Association, the pavilion redevelopment at the Beaumaris Lawn Tennis Club, the development of a modular pavilion at Sunbury Lawn Tennis Club and the installation of lighting on the lawn courts at Wangaratta Lawn Tennis Club. In 2017/18, 44 venues were awarded National Court Rebate Scheme funding to support their infrastructure projects with projects ranging from Book a Court installations to LED lighting upgrades and court redevelopments.

### SHARING KNOWLEDGE

A key direction of Tennis Victoria's Places to Play team is building our stakeholders' knowledge of facility needs and requirements. As part of this, the 3rd Annual Grass Court Forum was conducted successfully at Kooyong Lawn Tennis Club in August 2017. For the first time, a Red Porous Forum was held at MCC Glen Iris Valley Tennis Club in September 2017, specifically to assist clubs with the maintenance and rebuilding needs of this iconic surface.



## 2017/18 FACILITY PROJECTS

Known examples of completed facility investment in 2017/18 financial year.

### COURTS

NAME OF CLUB/FACILITY	TOTAL COST
Cororooke Tennis Club (Colac Otway)	\$258,841
Keon Park Tennis Club (Darebin)	\$1,002,844
Maryborough Lawn Tennis Club (Central Goldfields)	\$236,000
Neerim South Secondary College (Baw Baw)	\$68,500
Northcote Aquatic Recreation Centre (Darebin)	\$81,300
Port Fairy Tennis Club (Moyne)	\$180,000
Shepparton Lawn Tennis Club (Shepparton)	\$180,000
South Gisborne Tennis Club (Macedon Ranges)	\$33,000
Sydenham Hillside Primary School (Melton)	\$960
The Lakes Reserve (Brimbank)	\$30,000
Wareheip Tennis Club (Ballarat)	\$338,085

### LIGHTING

NAME OF CLUB/FACILITY	TOTAL COST
Beaconhills College (Cardinia)	\$37,000
Buckley Park Tennis Club (Moonee Valley)	\$40,000
Keon Park Tennis Club (Darebin)	\$20,878
Murrumbena Tennis Club (Glen Eira)	\$47,000
Royal Park Tennis Club (Melbourne)	\$370,000
Wangaratta Lawn Tennis Club (Wangaratta)	\$125,000

### BOOK A COURT

NAME OF CLUB/FACILITY	TOTAL COST
Albion Tennis Club (Brimbank)	\$13,313
Beaumaris Lawn Tennis Club (Bayside)	\$31,893
Bendigo Tennis Centre (Bendigo)	\$18,707
Delahey Recreation Club (Brimbank)	\$18,445
Grovedale Tennis Club (Geelong)	\$12,826
Keilor East Tennis Club (Moonee Valley)	\$13,741
Keilor Park Tennis Club (Brimbank)	\$15,192
Keon Park Tennis Club (Darebin)	\$18,664
Mornington Tennis Club (Mornington Peninsula)	\$18,446
Pakenham Regional Tennis Centre (Cardinia)	\$14,579
Phillip Island Tennis Club (Bass Coast)	\$13,741
St Albans East Tennis Club (Brimbank)	\$10,514
Sunshine Park Tennis Club (Brimbank)	\$14,823
Williamstown Tennis Club (Hobsons Bay)	\$13,741
Woodend Tennis Club (Macedon Ranges)	\$12,749

### PAVILION

NAME OF CLUB/FACILITY	TOTAL COST
Beaumaris Lawn Tennis Club (Bayside)	\$3,100,000
Delahey Recreation Club (Brimbank)	\$30,000
Port Melbourne TC (Port Phillip)	\$40,000
Sunbury Lawn Tennis Club (Hume)	\$960,000

### COMBINATION OF ABOVE

NAME OF CLUB/FACILITY	TOTAL COST
Bendigo Tennis Centre (Bendigo)	\$6,175,000
Boorhaman Tennis Club (Wangaratta)	\$171,000
Chirnside Park Country Club (Yarra Ranges)	\$197,744
Tatura Lawn Tennis Club (Shepparton)	\$169,000
Traralgon Tennis Association (Latrobe)	\$400,000
Uniting Church Tennis Club (Nillumbik)	\$92,500

### TENNIS FACILITY AUDITS & PLANNING

NAME OF CLUB/FACILITY	TOTAL COST
Ballarat Regional Tennis Centre (Ballarat)	\$1,760
Beechworth Tennis Club (Indigo)	\$600
Boroondara City Council	\$31,287
Blackburn Tennis Club (Whitehorse)	\$2,260
Coleraine Tennis Club (Southern Grampians)	\$5,800
Gladstone Park Tennis Club (Hume)	\$2,880
Keilor Park Tennis Club (Brimbank)	\$21,595
Koonung Park Tennis Club (Whitehorse)	\$5,652
Kurunjang Tennis Club (Melton)	\$1,600
Moyhu Tennis Club (Wangaratta)	\$1,900
Princes Hill Tennis Club (Melbourne)	\$6,140
Regent Tennis Club (Darebin)	\$15,407
West Brunswick Tennis Club (Moreland)	\$4,606

**GRAND TOTAL \$14,727,514**

*Note: This is not a definitive list of the tennis facility development over the last 12 months. It is a known snapshot to demonstrate the breadth and development across the state. The figures were compiled based on information from clubs and LGAs. Melbourne Park not included.*



**PLACES TO PLAY**

**/ FOCUS STRATEGIES**

In implementing Tennis Victoria's Strategic Plan to 2020, the priority 'Embark Upon' activities in 2017/18 within the Places to Play pillar were:

**Enhancing accessibility through significant post-pilot use of Book A Court software, linked to gate and lighting hardware where appropriate**

- > Against the 2017/18 target of 70 live venues; 47 are now live, 22 are in progress (eight completely installed and preparing to go live / 14 paid for and committed to installation).
- > To further assist clubs with the entire Book A Court process - and commit to seeing the 2017/18 target achieved - Tennis Victoria employed a full-time Book A Court Coordinator in January 2018.
- > At June 30 2018, 40,652 bookings have generated \$213,904 in revenue to Book a Court clubs. This also equates to 5435 unique non-member bookings.

**An ambition to see Hot Shots tennis courts in every primary school**

- > Taking a strategic approach to tackling this opportunity, Tennis Victoria developed a proof of concept project constructing Hot Shots courts at Clayton North and Footscray North Primary Schools. Staff have facilitated discussions with local clubs, coaches and schools to see tennis activity on the Hot Shots courts during, before and after school. Their experiences - and liaising closely with the Victorian Schools Building Authority - are informing next steps.

**Ensuring greater access to and use of relevant available demographic and other data to best inform our decision making**

- > To ensure accurate participant and facility data is available for use internally and can be provided to external stakeholders, we have continued to input participant and facility information into Sport Spatial.
- > Sport Spatial information has been used by Tennis Victoria to assist in discussions and decision making, with plans to continue to grow this in 2018/19.

**SUPPORT**

**ENHANCING GRASSROOTS TENNIS**



**YOUTH DEVELOPMENT**

- > Our Future Leaders program aims to inspire and develop the next generation of volunteers at our local tennis clubs across Victoria. A successful camp was held at PGL Adventure Camp in Kyneton during the July 2017 school holidays, with 27 Year 10 and 11 students participating. These students then complete a 40 hour volunteer project at their local tennis club. The Future Leaders graduation was hosted at the 2018 Priceline Kooyong Classic where the class of 2017 were treated to a day at the tennis.
- > Tennis Victoria continues to work closely with SEDA College who run the Tennis Victoria Sports Development Program for Year 11 and 12 students. The program offers students an engaging curriculum within the sport and recreation industry and participating students assist Tennis Victoria with event activations and work placement as part of their valuable industry experience.

**PARTICIPATION LEADERS**

- > Tennis Victoria employs 13 Participation Leaders to support the 874 affiliated clubs, centres and associations throughout Victoria. There are eight Metropolitan Staff and five Country staff (who are based in Country Victoria). Each region is outlined on page 29. The role of the Participation Leader is to be the first point of contact to assist clubs with their operations, with the overall aim of increasing tennis participation.

**COACHING LEADERS**

- > With the support of Tennis Australia, Tennis Victoria has created new roles and employed four Coaching Leaders. The Coaching Leaders have been employed to support the 636 Victorian Tennis Australia qualified coaches to drive their business and program delivery. Working closely with Tennis Australia Coach Development, each Coaching Leader covers an area of the state being the first point of contact to assist coaches with all of their business operations. See their map on page 30.

# AFFILIATION

# 874

2017/18 TOTAL NUMBER OF TENNIS VICTORIA AFFILIATES

	AFFILIATES	TOTAL
2008/09	884	984
2009/10	858	956
2010/11	838	932
2011/12	817	911
2012/13	801	899
2013/14	798	896
2014/15	811	883
2015/16	817	885
2016/17	818	882
2017/18	811	874

● Clubs/Centres ● Associations

874 AFFILIATES COMPRISING OF:

**811**  
CLUBS & CENTRES

**63**  
ASSOCIATIONS

**426**  
METROPOLITAN MELBOURNE AFFILIATES

**448**  
COUNTRY VICTORIA AFFILIATES



## REGISTERED CLUB PARTICIPANTS

# 132,066

REGISTERED PLAYERS  
(CLUB PARTICIPANTS PLUS  
UNIQUE CASUAL BOOK A COURT  
ONLINE BOOKERS)

	REGISTERED CLUB PARTICIPANTS		TOTAL
2008/09	56,440	29,909	86,347
2009/10	56,973	27,544	84,517
2010/11	53,410	27,837	81,247
2011/12	53,332	22,011	75,343
2012/13	52,386	21,898	74,284
2013/14	48,721	20,038	68,759
2014/15	77,173	31,158	108,331
2015/16	87,071	29,533	116,624
2016/17	96,062	29,909	124,753
2017/18	101,437	30,629	132,066

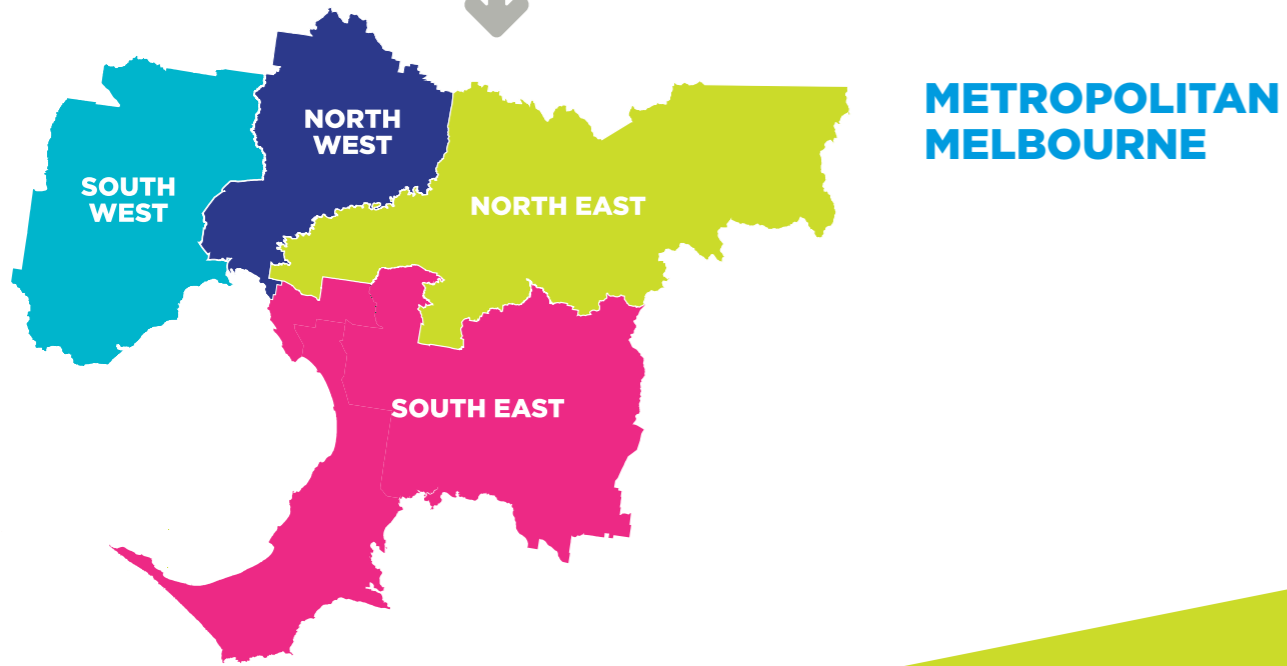
● Metropolitan ● Country

# PARTICIPATION LEADERS MAP



# COACHING LEADERS MAP

- Coach Leader North West
- Coach Leader South West
- Coach Leader North East
- Coach Leader South East



WORKING ALONGSIDE THE  
TA COACH DEVELOPMENT  
TEAM FOR VICTORIA





## TOP 50 CLUBS



RANK	CLUB	PL REGION	PARTICIPANTS 2017/18
1	Kooyong Lawn Tennis Club	Metro Inner East	9777
2	Royal South Yarra Lawn Tennis Club	Metro Inner East	4819
3	Elsternwick Park Tennis Centre	Metro Inner South	3612
4	Boroondara Tennis Centre	Metro Inner East	2006
=5	Malvern Tennis Centre	Metro Inner East	1768
=5	Orrong Park Tennis Centre	Metro Inner East	1768
7	MCC Glen Iris Valley Tennis Club	Metro Inner South	1245
8	Warrnambool Indoor Tennis Centre	Country South/West	1238
9	Tennis World Melbourne Park	Metro Central	1235
10	Pakenham Regional Tennis Centre	Metro South/East	1200
11	Mt Eliza Tennis Club	Metro South	1142
12	Royal Park Tennis Club	Metro Central	1116
13	Royal Avenue Tennis Centre	Metro Inner South	1069
14	West Brunswick Tennis Club	Metro Central	1056
15	East Malvern Tennis Club	Metro Inner East	1026
16	MCC Kew	Metro Inner East	1007
17	Hume Tennis and Community Centre	Metro West	988
18	Carlton Gardens Tennis Club	Metro Central	963
19	Anglesea Tennis Club	Country South/West	856
20	Sale Tennis Club	Country South/East	849
21	Burwood Tennis Club	Metro Inner East	838
22	Geelong Lawn Tennis Club	Country South/West	836
23	Bundoora Tennis Club	Metro North	704
24	Beaumaris Lawn Tennis Club	Metro Inner South	692
25	Princes Hill Tennis Club	Metro Central	691

RANK	CLUB	PL REGION	PARTICIPANTS 2017/18
26	Bendigo Tennis Association	Country North/West	664
27	Cranbourne Tennis Club	Metro South/East	658
28	Frankston Tennis Club	Metro South	634
29	Overport Park Tennis Club	Metro South	628
30	Liston Tennis Club	Metro West	614
31	Point Lonsdale Tennis Club	Country South/West	613
32	Eaglemont Tennis Club	Metro North	606
33	West Lalor Tennis Club	Metro North	604
34	Ranelagh Club	Metro South	602
35	East Coburg Tennis Club	Metro Central	593
36	Berwick Tennis Club	Metro South/East	579
37	Notting Hill / Pinewood Tennis Club	Metro Inner South	578
38	Grace Park Hawthorn Club	Metro Inner East	562
39	YMCA Leisure City	Metro North	543
40	Port Fairy Tennis Club	Country South/West	532
41	Dingley Tennis Club	Metro South	530
42	Tennis World Albert Reserve	Metro Central	529
43	Sunbury Lawn Tennis Club	Metro West	527
44	Mayors Park Tennis Centre	Metro Central	525
45	Essendon Tennis Club	Metro Central	497
46	Wodonga Tennis Centre	Country North/East	489
=47	Dendy Park Tennis Club	Metro Inner South	481
=47	East Camberwell Tennis Club	Metro Inner East	481
49	Croydon Tennis Club	Metro East	474
50	South Hawthorn Tennis Club	Metro Inner East	469



COMMUNICATIONS

SOCIAL MEDIA



**4,566**  
+ 13.83%



**2,047**  
+ 11.19%



**1,522**  
+ 16.27%

Tennis Victoria continues to communicate with all affiliates and registered participants through our regular e-communications.

E-COMMUNICATION	WHO RECEIVES IT?	UNIQUE OPEN RATE YEAR AVERAGE	CHANGE IN 2017/18
Tennis Victoria News	Presidents, Secretaries and Treasurers of all affiliates	43.5%	+ 0.4%
It's Everybody's Sport	Registered participants	34.3%	- 2.4%
Advantage Tennis	Local Government contacts	36.1%	- 3.8%

[tennis.com.au/vic](http://tennis.com.au/vic) had **349,670 views** in 2017/18  
[gamesetmatch.net.au](http://gamesetmatch.net.au) had **14,706 views** in 2017/18

ANZ VICTORIAN COMMUNITY TENNIS FORUMS

> With the support of ANZ, Tennis Victoria was again able to continue the successful ANZ Victorian Community Tennis Forums in this financial year. The Forums were well attended and continue to be a key driver of our effective communications strategy. While continuing to livestream the Forum event, in 2017/18 we also added a satellite venue for the Forum #12 event with the livestream being broadcast to a group of club and coach attendees in Geelong.

FORUM NUMBER	TOPIC	ATTENDEES	LIVESTREAM VIEWS
Forum 10	Good club governance, planning and communications	<b>174</b> attendees in the room	<b>936</b>
Forum 11	Get Set for the Summer of Tennis	<b>168</b> attendees in the room	<b>1208</b>
Forum 12	Club and Coach relationships - "Working together to grow Participation - being great partners"	<b>168</b> attendees in the room across two venues. Event held at Kooyong Lawn TC, satellite venue at GMHBA Stadium in Geelong.	<b>1229</b>

TENNIS VICTORIA RECOGNITION PROGRAM

**11 Tennis Service Awards** and **2 Highly Commended Tennis Service Awards** awarded during 2017/18, with **6 club anniversaries** also celebrated during this time.

**Congratulations to all worthy recipients.**  
 For the full list of award recipients see pages 37-38.



## COACHING & OFFICIALS COURSES

COACHES	2017/18		2016/17		2015/16	
	Number of qualification courses delivered	Number of course participants	Number of qualification courses delivered	Number of course participants	Number of qualification courses delivered	Number of course participants
High Performance Coaching Qualification*	0	0	1	5	0	0
Master Club Professional Coaching Course*	1	6	0	0	0	0
Club Professional Coaching Qualification	1	17	1	17	1	21
Junior Development Coaching Course	2	32	2	63	2	48
Community Coaching Course	5	85	5	77	4	61
Foundation Coaching Course (Previously Intro to ANZ Tennis Hot Shots)	4	53	7	152	13	229
National Schools Partnership Program (Teacher Training - No longer a Coach Development conducted program)	N/A	N/A	15	148	5	96
<b>Total registered members</b>	<b>961</b>	<b>907</b>	<b>907</b>	<b>622</b>	<b>1113</b>	<b>583</b>
<b>Total qualified registered members</b>	<b>636</b>	<b>622</b>	<b>622</b>	<b>583</b>		
<b>Total Workshops Offered</b>	<b>65</b>					
<b>Total Workshop Attendees</b>	<b>967</b>					

Note: Intro To ANZ Tennis Hot Shots is no longer a coaching course. Foundation Coaching Course is now the entry point coaching course. NSPP are now conducted by the Schools Team instead of Coach Development.

The total coach membership numbers are down on previous years as those participants completing an Intro to ANZ Tennis Hot Shots no longer receive an associate coach membership, therefore are not included in the total membership figures.

\*These courses are offered every second year.

OFFICIALS	2017/18		2016/17		2015/16	
	Number of qualification courses delivered	Number of course participants	Number of qualification courses delivered	Number of course participants	Number of qualification courses delivered	Number of course participants
Long lines	1	30	3	90	5	75
Cross lines (Intro & Advanced)	2	44	2	30	1	21
National Chair Program	1	11 (VIC)	0	0	3	25
Charis C	0	0	0	0	2	18
Chairs B	0	0	0	0	1	7
<b>Total registered members</b>	<b>285</b>	<b>256</b>	<b>256</b>	<b>307</b>	<b>307</b>	<b>307</b>
<b>Total qualified registered members</b>	<b>260</b>	<b>236</b>	<b>236</b>	<b>302</b>	<b>302</b>	<b>302</b>

## AWARDS

### HONORARY LIFE MEMBERS

An award to recognise outstanding service to the Victorian Tennis Association.

1981 Mr Ian Carson, Dr John Diggle, Mr Jim Entink, Mr Geoff Kerr; 1982 Mr Harry Shilton; 1985 Mr Kevin Howard, Mr Alan Urban; 1986 Mr Albert Jacoby; 1987 Mr Peter Bellenger; 1994 Dr John Fraser; 1995 Mr Geoff Peters; 1999 Mr Ian Occleshaw; 2004 Mr Hamish Macmillan; 2006 Mrs Roma Shipp; 2010 Mr Kevin Bolton; 2012 Mr Geoffrey Stone; 2014 Mr Graeme Cumbrae-Stewart; 2015 Mr David Stobart.

### VICTORIAN SPIRIT OF TENNIS AWARD

This award is to recognise a significant and valuable contribution to the advancement or popularity of the sport in any field (formerly the Victorian Centenary of Tennis Award). The recipient must be born in Victoria or lived the majority of their life as a Victorian resident.

1980 Mr Frank Sedgman; 1981 Mr Neale Fraser; 1982 Mr Brian Tobin; 1983 Mr Jim Entink; 1984 Mrs Judy Dalton; 1985 Mrs Margaret Court; 1986 Mr Paul McNamee; 1987 Mr Pat Cash; 1988 Mr Colin McDonald; 1989 Mr Peter McNamara; 1990 Dr John Fraser; 1991 Mr Alan Trengove; 1992 Mr Kevin Howard; 1993 Ms Anne Minter; 1994 Mr Ian Occleshaw; 1995 Mrs Nicole Bradtke; 1996 Mr Geoff Kerr; 1997 Mr Allan Stone; 1998 Mrs Beverley Rae; 1999 Mr Jack May; 2000 Mr Kevin Bolton; 2001 Mr Tony Ryan; 2002 Mr Jim Reid; 2003 Mr Peter Bellenger; 2004 Mr Max Atkins; 2005 Mr Jim Sheppard; 2006 Mr Eric Campbell; 2007 Mr Wayne Arthurs; 2008 Mr Hamish Macmillan; 2009 Ms Fran Graham; 2010 Mr Brian Grace; 2011/12 Mr Ian Barclay; 2012/13 Mr Colin Stubs; 2013/14 Ms Daniela Di Toro; 2014/15 Mrs Patricia Gilchrist & Mrs Carol Pearce; 2015/16 Mr Cedric Mason, **2016/17 Mr John Cain.**

### HIGHLY COMMENDED SERVICE AWARDS:

An award to recognise persons who have demonstrated their contribution to the sport of tennis through outstanding and exemplary service to any one or more of the State Tennis Association's affiliated tennis clubs and/or associations and/or member organisations. Service to other tennis related bodies may also be recognised.

1981 Mr Val Drew, Mr Ray Stock, Mr Lew Twamley, Mr Ralph Van Esveld; 1982 Mr Phillip Leek; 1983 Mr Kevin Bolton; 1985 Mr Daryl Cox; 1986 Mr Jack May, Mr Bob

Hodgson; 1987 Mr Morris Scott; 1988 Mr Jim Sheppard; 1989 Mr Doug Newgreen; 1993 Mr Phil Edwards, Mr Ray O'Connor, Mr Tony Parrott; 1994 Mr Tom McAllister; 1996 Mr Peter Whitaker, Mr Mark Collins, Mr Ted Kendt; 1998 Mr Graeme Williams; 2000 Ms Fran Graham, Mrs Glad Woods, Mrs Roma Shipp, Mr Max Atkins, Mr David Bierwirth, Mr Brian Connor; 2004 Mr Doug Jeffery; 2005 Mr Graeme Cumbrae-Stewart; 2006 Mr Darrell White; 2008 Mrs Vicki Moore; 2010 Mr Len Pratt, Mr Rod Binns, Mrs Elsie Anderson; 2013 Ms Lyn Robinson; 2014 Mr Clive Edmonds, Mr Ken Jones, Mrs Lyn Gillen, Ms Fran Absolom, Ms Beth McDonald; 2015 Mr Domenico Alberico, Mrs Marcia Handasyde, Mr Bill Collins, Mr Chris Thomson; 2016 Mr Rob Brian, Mr Paul Fitzgerald, Ms Sally Kirstine, Mr Neil Lamond, Mr Aaron Sharpe, Mr Trevor Holt, Mr Frank Devlin, Mrs Maureen Bottomley, Mrs Helen Hastie, Mr Ken Hastie; 2017 Ms Lorraine McLean, Mr Robert McDonald, Mr Ron Morton, Mrs Dorothy Evans, **Mr Terry Stone, Mrs Sandra Stone**

### TENNIS SERVICE AWARDS:

An award to recognise persons who have demonstrated their contribution to the sport of tennis through devoted and significant service to any one or more of the State Tennis Association's affiliated tennis clubs and/or associations and/or member organisations. Service to other tennis related bodies may also be recognised.

1981 Mr Bill McGrath, Mr Sam Phillips; 1982 Mr Jack Thompson, Mr Richard Bear, Mr Jim Billows, Mrs Bobbie Collinson, Mr Harvey Harris, Mr Eric Morris; 1984 Laurie Sweet; 1985 Mrs Yvonne Peters; 1986 Cec Williams; 1987 Mr Ian Haebich, Mr Ken Jones, Mrs Roma Shipp; 1989 Mr Ken Blackshaw, Mr Ron Bury; 1990 Mr Tim Burns, Mrs Pat Guthrie, Mr Roland Klinge, Mr Keith Morrison, Mr Ron Williams; 1991 Mr Ray Abbey, Mr Stan Heywood; 1992 Mr Les Blackburn, Mrs Phyl Crowther, Mr Phonse Orger, Mr Len Spence, Mrs Lola Whiting; 1993 Mr Barry Barton, Mrs Bev McConnell; 1994 Mr Brian Collins, Mr Len Pratt, Mr Bob Hoopell; 1996 Ms Rosemary Wright, Mr Ralph Beeby; 1997 Mrs Pat Flynn, Mrs Vicki Moore; 1998 Mr John Finlay; 1999 Mr Robert Brian, Mr Robert Greig; 2000 Mrs Bev Hosie, Mr John Angus; 2001 Ms Sue Saliba, Mrs Enid Miller, Mr Jim Miller, Mr Angelo Cianchi; 2002 Mrs Denise Huthinson, Mrs Aldene Glenister; 2003 Mr Maurice Baker, Mrs Jennifer Walker, Ms Selma Ruddick; 2004 Mr Bryan Curran, Mr Ron

Nelson; 2005 Mr Kevin O'Callaghan; 2006 Mr Ian Adderley, Mr Ron Carter, Mr Gregory Cooke, Mrs Gail Morse, Mrs Glenda Sundstrom; 2008 Mrs Marilyn Hannah; Mr Trevor Valentine, Mr Jack Carnell; 2009 Mr Murray Hart, Mrs Jocelyn Oliver; 2010 Mr Robert Payne, Mrs Marjorie Cox, Mr Frank Sutherland, Mrs Jill Morrison, Mr Robert Jackson, Mr Jim Birch, Mrs Eva Bettiol; 2011 Mr Trevor Smyth, Mrs Loretta Thrupp, Mr Peter Thrupp, Mr Russ Nicholls, Mr David Hocking, Mrs Janice Hocking, Mr Bill Goodwin; 2011/12 Mrs Dorothy Murdoch, Mrs Yvonne Law, Mrs Gail Norman, Mr Daryl Carter, Mr Stephen Swann; 2012/13 Dawn McCormack, Mrs Marg Begent, Mr Ian Strong, Mrs Patricia Gilchrist, Mrs Carol Pearce, Mr Ken Young, Ms Nicole Seckold, Mr Geoff Gordon, Mr Derek Kew, Mr George Kunti, Mr Colin Thompson, Mr Bill Caven, Mr Rick Highett; 2013/14 Mrs Faye McLachlan, Mr David Clark, Ms Susie Grumley, Mr Brian Hovey, Mr Laurie Sparks, Mrs Anne Hubbard, Mr Alan Herberle, Mr Peter Ternes, Mr Russell Hart; 2014/15 Mrs Trudy Miles, Mr Les McInerney, Ms Judith Dungey, Mrs Faye Noble, Mrs Barbara Currie, Mrs Fran Coggins, Mr Robert Peterson, Mrs Kym Stephen, Mr Andrew Nicoll, Mrs Helen Pendry; 2015 Mr Alex Goetzke, Mr Alan Bristow, Mr Ian Jenkins, Mr Paul Polidano, Ms Sarah Crossman; 2016 Mrs Shirley Peake, Mr Geoff Armstrong, Mr Mallory (Mal) Marsh, Mrs Lauren Higgins, Mr Sam Baulch, Mr David McPhail, Mr Don Higgins, Mr Leigh Gadd, Mrs Kathy Rehe, Mrs Betty Malloy, Mr John Glynn, Mrs Faye Harris, Ms Jill Towers, Mr Graeme Stuckey, Mr Des Bath, Mr Nigel Wilson, Mr Bernie Morris, Mr Dennis Day, Mr Brendan Noonan, Mr Geoff Kline, Mr Gavin Perry, Mrs Val Kennedy, Mrs Jill Brock, Mrs Pat Murdoch, Mrs Wendy Moore, Mr Alistair Gore, Mr Eddie Pierce, Ms Susan Roberts, Ms Leanne Gibson, Ms Rochelle Barrass, Mr John Garvey, Mrs Sandra McLean, Mr Anthony Smith, Mrs Kathy Glass, Mr Graeme Glass, Ms Kat Glass, Mrs Diane Linforth, Mr Ron Lamb, Mr John Brookshaw, Mr Ivon Tori, Mr Mark Schumann, Mrs Shirley Dalgleish, Mr John Gluyas, Mr Jonathon Ridnell, Mr Geoff Bottomley; 2017 Mr Brian Adams, Mrs Rae Heenan, Mr Brian Heenan, Ms Karen Malseed, Mrs Julie Thompson, Mr Graham Howie, Mrs Ethel Elkington, Mrs Sandra Griffin, **Ms Jackie Mackertich, Mr Kevin Kelly, Mrs Marg Barter, Mr Frank Dekker, Mr Greg Marshman, Mrs Rhonda Newton, Mr Peter Jewell, Mr Kevin Kelly, 2018 Mrs Sharyn Finlayson, Mr Garry Finlayson, Mrs Loraine Kraus.**

# AWARDS

## MOST OUTSTANDING CLUB OR CENTRE

2011/12	Frankston Tennis Club
2012/13	Elsternwick Park Tennis Centre
2013/14	Kyneton & District Tennis Club
2014/15	Mt Eliza Tennis Club
2015/16	Notting Hill / Pinewood Tennis Club

**2016/17** **Boroondara Tennis Centre**

## VOLUNTEER ACHIEVEMENT

2011/12	Julie Fidler
2012/13	Judy Scarrott
2013/14	Eric Beeston
2014/15	Robin Lowe
2015/16	Terry Flynn

**2016/17** **Shirley Peake**

## MOST OUTSTANDING TOURNAMENT

2011/12	2011 William Loud Bendigo International, Bendigo Tennis Association
2012/13	AAMI Classic, Kooyong Lawn Tennis Club
2013/14	90th Annual Shepparton Easter Tournament, Shepparton Lawn Tennis Club

2014/15 VCTA Country Week, Swan Hill Lawn Tennis & Croquet Club

2015/16 Bendigo Bank Winter AMT and JT, Bendigo Tennis Association

**2016/17** **Melbourne Wheelchair Tennis Open 2017, Hume Tennis and Community Centre**

## SUPPORTING TENNIS - LOCAL GOVERNMENT RECOGNITION

2015/16 Brimbank City Council

**2016/17** **Brimbank City Council**

## MOST OUTSTANDING SCHOOL

2013/14	St Mary's Primary Greensborough
2014/15	Nichols Point Primary School
2015/16	St Gregory the Great Primary School

**2016/17** **Gippsland Grammar**

## COACHING EXCELLENCE CLUB OR CENTRE

2011/12	Shane Scrutton
2012/13	Danielle Borle
2013/14	Mark Sheppard
2014/15	Jason Lindeman
2015/16	Adrian Muscillo

## 2016/17 Rufus Keown COACHING EXCELLENCE ANZ TENNIS HOT SHOTS

2011/12	Wes Horskins
2012/13	Vicky Lee
2013/14	Rob Urquhart
2014/15	Tim Connelly
2015/16	Vicky Lee

## MOST OUTSTANDING 35+ TENNIS SENIOR

2011/12	Judy Hancy
2012/13	Andrew Rae
2013/14	Glenn Busby
2014/15	Nola Collins
2015/16	Peter Keller

**2016/17** **Glenn Busby**

## MOST OUTSTANDING ATHLETE WITH A DISABILITY

2011/12	Zvi Schweitzer
2012/13	Glen Flindell
2013/14	Dylan Alcott
2014/15	Dylan Alcott
2015/16	Dylan Alcott

**2016/17** **Dylan Alcott and Heath Davidson**

## GORDON MOFFATT JUNIOR ATHLETE OF THE YEAR (MALE AND FEMALE)

1987	Andrew Florent and Elana Clark
1988	Bill Madafferi and Lily Nejasmic
1989	Brad Sceney and Maria Purcell
1990	Taso Vasiliadis and Joanne Limmer
1991	Mark Philippoussis and Joanne Limmer
1992	Leigh Holland and Tamlyn Bottrell
1993	Mark Philippoussis and Vanessa Kendall
1994	Andrew Ilie and Karen Butler
1995	Michael Logarzo and Cindy Watson
1996	Klaudiusz Gursztyn and Christina Wheeler
1997	Rameez Junaid and Susan Cowan
1998	Alex Bucewicz and Athina Pirpiris
1999	Michael Staniak and Emma Gott
2000	Chris Guccione and Kim Coventry
2001	Robert McKenzie and Claudia Szabo

2002 Ryan Thomas and Melissa Koning

2003 Andrew Coelho and Ewa Losinski

2004 Patrick Nicholls and Mary Ann Liu

2005 Stephen Donald and Stephanie MacFarlane

2006 James Lemke and Alenka Hubacek

2007 Sebastian Bell and Stephanie Wiltshire

2008 Stephen Hoh and Sally Peers

2009 Thomas Price and Olivia Rogowska

2010 Andrew Whittington and Sandy Vo

2011/12 Daniel Guccione and Zoe Hives

2012/13 Marc Polmans and Destanee Aiava

2013/14 Marc Polmans and Destanee Aiava

2015/16 Ken Cavrak and Jaimee Fourlis

**2016/17** **Matthew Dellavedova and Destanee Aiava and Jaimee Fourlis**

## VICTORIAN COMMUNITY CHAMPION

*Awarded at the Volunteer's Breakfast*

2014	Metro	Ron Simpson, Burwood Tennis Club
	Country	Nicole Seckold, Kinglake Ranges Tennis Club

2015	Metro	Barbara Currie, Keon Park Tennis Club
	Country	Bill Cosgrave, Mt Prospect Tennis Association

2016	Metro	Shane Fielding, Berwick Tennis Club
	Country	Heather Lees, Victorian Country Tennis Association

2017	Metro	Son Nguyen, St Albans East Tennis Club
	Country	Kerry Humphrey, Drysdale Tennis Club

<b>2018</b>	<b>Metro</b>	<b>Andrew MacNeill, West Lalor Tennis Club</b>
	<b>Country</b>	<b>Wendy and Adrian Tilling, Poowong Tennis Club</b>

**Bold - awarded in this report period**



## SUPPORT

## / FOCUS STRATEGIES

In implementing Tennis Victoria's Strategic Plan to 2020, the priority 'Embark Upon' activities in 2017/18 within the Support pillar were:

### Maximising resources and funding levels available from all sources to benefit community tennis

> **Grant Data:** The team collected and collated current and historical grant and funding data. This data was analysed, identifying any trends and areas of significant funding and opportunity, allowing for a more targeted approach in coming years in order to maximise funding levels.

> **Resource Documents:** A suite of resources were created and distributed to community clubs and centres through our online Game Set Match site. These resources targeted priority areas identified by Tennis Victoria staff from their consultation with members of the Victorian tennis community and sought to make club and committee operations and roles more transparent and provide direction. We have also been actively involved in the development of Tennis Australia club resources.

> **Partnerships:** The team increased promotion of the range of partners of Tennis Victoria and their benefits to the Victorian tennis community. These partners are at the disposal of community tennis clubs and centres, and through better community knowledge of who they are and what they provide, more positive outcomes can be attained. One such partner to whom focus was drawn during the year was the Australian Sports Foundation, which provide a tax deductible fund raising service to community clubs, centres and athletes.

# PARTNERSHIPS

SHARING THE COURT

FOR SUCCESS



## ACE PROGRAM

- > Accessible Community Equality (ACE) Grants continue to support local tennis clubs and coaches in the delivery of tennis initiatives targeted toward disability, multicultural and other groups who may have difficulties in accessing tennis. In 2017/18, 28 programs were funded at a total of \$53,135. See the list of 2017/18 ACE Grants on the next page.
- > Funding from the Department of Multicultural Affairs through the Multicultural Sports Fund saw another two clubs funded with \$10,000 each to support the inclusion of newly arrived communities with a specific focus on those from refugee and asylum seeker backgrounds. Tennis Victoria has partnered with the Centre for Multicultural Youth and two local tennis clubs (Epping Tennis Club and Westmeadows Tennis Club) for the first year of the project. This initiative aims to support inclusion through all aspects and opportunities in tennis.

## PROMOTIONS AND ACTIVATIONS

- > Tennis Victoria conducted a major promotion at the Priceline Pharmacy Kooyong Classic in January, running an interactive zone for fans to enjoy. We also worked closely with Tennis Australia to offer a variety of participation and promotion opportunities during the Australian Open. Our Participation Leaders assisted clubs to promote tennis at major Local Government Authority (LGA) events and festivals, and we are also seeing great examples of clubs and LGAs combining to promote our wonderful sport. We again had excellent exposure and provided a popular tennis experience for thousands of guests who attended the Open Day at Government House on Australia Day. Our ongoing partnership with Premiers Active April promoted tennis to 120,594 Victorians involved in the annual initiative.

## ACE INCLUSION PROGRAM

## AND GRANT ALLOCATIONS

ACE INCLUSION PROGRAM AND GRANT ALLOCATIONS	\$ AMOUNT
Aligned Leisure (Pakenham Tennis Centre)	\$1,080
Blind Sports and Recreation Victoria	\$3,862
Bundoora Tennis Club	\$1,280
Carlton Gardens Tennis Club	\$1,500
Deaf Children Australia	\$2,360
Elite Tennis Academy (Mornington Tennis Centre)	\$4,060
Elsternwick Park Tennis Club	\$700
Epping Tennis Club	\$10,000
Fountain Gate Tennis Club	\$2,000
G + S Tennis (Morwell Tennis Club)	\$1,995
G + S Tennis (Pax Hill Tennis Club)	\$3,060
Keon Park Tennis Club	\$4,777
Laverton Park Tennis Club	\$2,000
Mini Tennis World Rowville	\$3,500
Mt Carmel Tennis Club (Sunbury)	\$1,800
North Park Tennis Club	\$3,875
On Point Tennis (Green Gully Tennis Club)	\$668
Peter Joyce (Ballarat Tennis Club)	\$200
Port Melbourne Tennis Club	\$1,000
Rosanna Tennis Club	\$2,000
Royal Park Tennis Club	\$2,000
Slamin Tennis and Fitness (Doncaster Tennis Club)	\$4,000
Sporting School Pack Mornington SS	\$727
Topseed Tennis (West Lalor Tennis Club)	\$1,970
Toptenn Tennis (Burwood Tennis Club)	\$2,720
Westmeadows Tennis Club	\$10,000

\* some clubs received multiple grants but have been combined in this table



SUPPORTERS

MAJOR SUPPORTERS



OFFICIAL PARTNERS



PARTNERSHIPS AND INDUSTRY SUPPORT



GENDER EQUALITY

/ CHANGE OUR GAME CHAMPION

In late 2015, the Minister's Inquiry into Women and Girls in Sport and Active Recreation presented nine recommendations to increase female leadership and participation. Through the Victorian Government's commitment to improve equality across the industry, the Change Our Game Champions program was created from one of the Inquiry's recommendations, working to level the playing field for women and girls in sport and active recreation. Tennis Victoria and its CEO is proud to be one of eight State Sporting Bodies / leaders who are now a part of this program seeking to drive positive change within Victorian tennis - on and off the court - and beyond.

Tennis is obviously proud to have been a leader across sport in this space, nationally and internationally. We recognise that being the gender equal sport that we are, and have long been, should lend itself to comparative leadership, access, program, participation and coaching numbers for both males and females. However, the gap between the numbers in some areas show us a different story and, for the future good of our sport, we have committed to work towards closing such gaps.

Through our involvement in the Change Our Game Champions program, and the Tennis Victoria Board's cutting edge commitments in this area even before the State Government's Inquiry, we are continually striving for opportunities to promote female leadership and involvement. Some of the pledges we have made to ourselves are:

- > Make women's leadership a strategic focus within Tennis Victoria and our tennis community, working together on the issue.
- > Transparent and public reporting of organisational metrics around gender.
- > Ensure good practice recruitment and retention initiatives.
- > To achieve gender balance on all public facing marketing material.
- > Advance equalisation of access for women and girls to use sporting facilities.
- > Seek gender balance in all of Tennis Victoria's public events regarding keynote speakers.

As a profile partner of VicHealth's This Girl Can - VIC campaign we have also signed the VicHealth Gender Equality in Sport Leadership Pledge, demonstrating our commitment to achieving gender balance in all our public events and marketing, and prioritising access for women and girls in all tennis facilities.

In creating a baseline for measurement going forward, we have collated the following data on diversity across our internal and external communities as it currently stands:

FOCUS AREA	% FEMALE
Tennis Victoria Board Directors	44% (including the President)*
TV Senior Management (CEO and GMs)	33%
TV Managers	50%^
TV Staff	49%
Community Club Presidents	26%
Registered Participants	44%
Hot Shots participants	44%
Officials	35%
Coaches	22%

\*increased from 20% in 2014/15 ^increased from 21% in 2014/15

We will work to support our stakeholders to positively impact these numbers going forward. We are currently supporting a few different focus areas within the tennis community, such as:

- > Successful funding application from the State Government to increase women in coaching through providing training opportunities and mentoring programs.
- > Working with our Top 50 Clubs to encourage more females to involve themselves in non-stereotypical committee roles within the tennis community.
- > Promoting Tennis Victoria's Future Leaders program to young females who have an interest in getting involved at their club/centre.

If you would like to know more about the Change Our Game Champions, you can visit their website [www.changeourgame.vic.gov.au](http://www.changeourgame.vic.gov.au)



## FEMALE PARTICIPATION GRANTS

PROJECTS AIMED AT FEMALE YOUTH (12-17 YEARS)	\$ AMOUNT GRANTED
Bendigo Tennis Association	\$2,500
Doncaster Tennis Club	\$5,000
Montrose Tennis Club	\$3,000
Morwell & Churchill Tennis Club	\$5,000
Pakenham Regional Tennis Centre	\$5,000
Wangaratta Hardcourt Tennis Association	\$1,000
West Brunswick Tennis Club	\$1,000
Yarraville Tennis Club	\$3,500

PROJECTS AIMED AT YOUNG FEMALE ADULTS (18-24)	\$ AMOUNT GRANTED
Moomba Park Tennis Club	\$2,000

PROJECTS AIMED AT FEMALE PARENTS	\$ AMOUNT GRANTED
Castlemaine Tennis Club	\$1,000
East Malvern Tennis Club	\$2,500
Lakeview Tennis Club	\$3,000
Plenty Tennis Club	\$1,000
West Lalor Tennis Club	\$4,000

PROJECTS AIMED AT FEMALE ADULTS (25+) WITH NO CHILDREN	\$ AMOUNT GRANTED
North Park Tennis Club	\$1,000
Sale Tennis Club	\$2,500

PROJECTS AIMED AT FEMALE PARENTS & FEMALE YOUTH (12-17)	\$ AMOUNT GRANTED
Altona Tennis Club	\$5,000
Leongatha Tennis Club	\$3,000



## PARTNERSHIPS / FOCUS STRATEGIES

In implementing Tennis Victoria's Strategic Plan to 2020, the priority 'Embark Upon' activities in 2017/18 within the Partnership pillar were:

**A targeted Local Government Area engagement plan to drive positive change and alignment to our strategies**

- > We worked closely with 10 priority councils, including Cardinia, Casey, Hume, Frankston, Monash, Melton, Ballarat, Whittlesea, Moonee Valley and Mitchell Shire to drive change around investment in and development of tennis in their respective communities.
- > We delivered a successful Local Government Forum held at Sunbury Lawn Tennis Club in April 2018. 70 LGA representatives, consultants and TA and TV staff attended.
- > Publication of a dedicated quarterly Local Government Newsletter - "Advantage Tennis".
- > Ongoing engagement with our Local Government Advisory group.
- > Delivery of a successful Local Government hospitality program at the Priceline Pharmacy Kooyong Classic.

**Working together with local associations in examining existing structures and competition and pursuing any desirable changes to ensure relevant offerings to maximise players - existing, lapsed and new**

- > In early 2018, Tennis Victoria engaged the services of Anderson International as an external consultant supporting an ongoing strategic project: "Maximising the success of junior competition".
- > Delivery of Tennis Victoria's first Competitions Summit (Metro). 165 Association and Club administrators as well as coaches attended the event in February 2018.
- > Together with Tennis Australia, and in order to enhance data and understanding in this space, Tennis Victoria commissioned Victoria University to undertake an Association Competition Research Paper - Victoria. The research captured insights on both the different structures of competition delivery and the wide range of playing formats offered across Victoria.
- > Ongoing engagement with our stakeholders via individual discussions complimenting the quarterly Metropolitan Associations Forum meetings with support from the Competitions Committee.

# VICTORIAN PLAYER HIGHLIGHTS



## DYLAN ALCOTT OAM

- > Won his fourth consecutive Australian Open Quad Wheelchair Singles title, and won the Quad Wheelchair Doubles title with Victorian, Heath Davidson.
- > Winner of the Sydney Wheelchair Tennis Open Quad Singles and Doubles titles, with Victorian Heath Davidson.
- > Winner of the Cajun Classic Quad Doubles title, with Victorian Heath Davidson, in Baton Rouge, LA.
- > Won the Japan Open Wheelchair Doubles title in Iizuka, Japan alongside Victorian, Heath Davidson.
- > Winner of the 2018 BNP World Team Cup Quad Doubles title in the Netherlands, with Victorian, Heath Davidson.



## JOHN PEERS

- > Won the Washington Open Doubles title in Washington, USA.
- > Represented Australia in the Davis Cup World Group Semi-Final vs Belgium in Brussels, Belgium.
- > Won the ATP 500 Beijing Doubles title in Beijing, China.
- > Won the ATP World Tour Masters 1000 Shanghai Doubles title in Shanghai, China.
- > Won the Shanghai Rolex Masters Doubles title in Shanghai, China.
- > Won the Nitto ATP Finals Doubles title in London, Great Britain.
- > Won the Brisbane International Men's Doubles title in Brisbane, Australia.
- > Represented Australia in the Davis Cup Round 1 World Group Tie vs. Germany in Queensland, Australia.
- > Winner of the Queen's Club Championships Doubles title in London, UK.



## DESTANEE AIAVA

- > Reached a career high WTA singles ranking of No. 147 (September 2017).
- > Won the Female Junior Athlete of the Year award at the prestigious Newcombe Medal Awards night.
- > Won the 18/u Australian Championships Women's Doubles title at the December Showdown in Melbourne, Australia.
- > Won the Women's Australian Open Wildcard playoff at the December Showdown in Melbourne, Australia.
- > Represented Australia in the Fed Cup Round 1 World Group II Tie, defeating Ukraine.
- > Represented Australia in the Fed Cup Round 1 World Group Play-Off's, defeating Netherlands.
- > Won the \$25,000 Osaka Women's ITF Singles title in Osaka, Japan.



## HEATH DAVIDSON OAM

- > Won the Birmingham Canadian Wheelchair Tennis Classic Singles title in Mississauga, Canada.
- > Won the Australian Open Quad Wheelchair Doubles title alongside Victorian, Dylan Alcott.
- > Winner of the Sydney Wheelchair Tennis Open Quad Singles and Doubles titles, with Victorian Dylan Alcott.
- > Won the Japan Open Wheelchair Doubles title in Iizuka, Japan alongside Victorian, Dylan Alcott.
- > Won the 2018 BNP World Team Cup Quad Doubles title in the Netherlands, with Victorian, Dylan Alcott.
- > Won the Daegu Open Quad Singles title in Daegu, Korea.



## JAIMEE FOURLIS

- > Won the Prince George's County International Hard Court Junior Tennis Championships Grade 1 Junior ITF Singles and Doubles titles in Maryland, USA.
- > Won the 2017 Victorian Hardcourt Championships \$15,000 Women's Singles title in Melbourne, Victoria.
- > Won the 18/u Australian Championships Women's Singles title at the December Showdown in Melbourne, Australia.
- > Won her first WTA Tour level Singles match at the Hobart International in Hobart, Tasmania.
- > Won the \$25,000 Canberra Pro Tour Singles title in Canberra, ACT.
- > Won the \$25,000 Santa Margherita Di Pula Women's ITF Singles title, in Santa Margherita Di Pula, Italy.



## COOPER WHITE

- > Won the ITF Junior G5 Canberra Junior International Doubles title in Canberra, ACT.
- > Won the 14/s Australian Claycourt Championships Singles and Doubles titles, in Canberra, ACT.
- > Won the 14/u Australian Championships Singles and Doubles titles at the December Showdown.
- > Won the Sproule Stephen's (14/u boys' event) in the 12/u and 14/u Australian Team Championships at the December Showdown in Melbourne, Victoria.
- > Represented Australia at the Junior Davis Cup, qualifying for the Finals.
- > Reached a career high Australian Men's singles ranking of No. 99 (June 2018).



## DARIA GAVRILOVA

- > Won the WTA New Haven Premier 700 Singles title in New Haven, USA.
- > Reached a career high WTA singles ranking of No. 20 (August 2017).
- > Represented Australia in the Fed Cup Round 1 World Group II Tie, defeating Ukraine.
- > Represented Australia in the Fed Cup Round 1 World Group Play-Off's, defeating Netherlands.



## MARC POLMANS

- > Reached the Quarter Finals of the Australian Open Mixed Doubles in Melbourne, Australia.
- > Won his first ATP Challenger title, winning in straight sets at the Smart Fibre Launceston International in Launceston, Tasmania.
- > Won the Renmark Paringa Council Men's Tennis International Singles title in Renmark, South Australia.
- > Won the Australia F3 Future's Singles title in Mornington, Victoria.
- > Won the Australia F2 Future's Singles title in Mildura, Victoria.
- > Reached a career high ATP singles ranking of No. 167 (May 2018).



## OLIVIA ROGOWSKA

- > Won the \$25,000 Penrith Women's ITF Singles title in Penrith, NSW.
- > Won the Cairns Tennis International Women's Singles title in Cairns, Queensland.
- > Won the \$60,000 ITF Futures Apis International Women's Singles title in Canberra, ACT.
- > Earned herself a main draw wildcard into the Sydney International Women's Singles.
- > Earned herself a main draw wildcard into the Australian Open, and progressed to the second round.



## KEN CAVRAK

- > Won the Queensland Junior Winter International #2 Singles title in Gold Coast, QLD.
- > Represented Australia at the Junior Davis Cup World Group Final.
- > Won the 16/u Australian Championships Doubles title at the December Showdown.
- > Played in the 2018 Australian Open Junior Championships in Melbourne, VIC.
- > Won the Gallipoli Youth Cup Doubles title in Melbourne, VIC.
- > Reached a career high Australian Men's singles ranking of No. 59 (April 2018).



## BOARD & COMMITTEES



**EMMA SHERRY**  
PRESIDENT



**MARK DA SILVA**  
VICE PRESIDENT



**PHIL CROUCH**  
TREASURER



**MATTI CLEMENTS**  
BOARD DIRECTOR



**JAMES COPES**  
BOARD DIRECTOR



**MARIA KEYS**  
BOARD DIRECTOR



**SIMON MEADOWS**  
BOARD DIRECTOR



**ANNA SPEEDIE**  
BOARD DIRECTOR



**PETER OWEN**  
BOARD DIRECTOR  
(from April 2018)

Gary Clark, President (to April 2018) and Anne Baldwin, Board Director (to October 2017)

### AUDIT AND RISK COMMITTEE

Mr Ian Jenkins  
Mr Drew Fenton  
Mr Phil Crouch  
Ms Jacqui Pirone  
Mr James Copes  
Dr Emma Sherry  
  
Mr Simon Meadows

(from October 2017)  
(to October 2017)  
(from October 2017 to April 2018)  
(from April 2018)

### LOCAL GOVERNMENT ADVISORY PANEL

Wyndham Council  
City of Casey  
Wodonga Shire  
Knox Council  
Stonnington Council  
Bayside Council  
South Gippsland Shire  
Brimbank City Council

Campbell Atkins  
Melanie Pratt  
Anna Speedie  
Nicole Columbine  
Stuart Draffin  
Damien Van Trier  
Ian Murphy  
Chris Saliba

### REGIONAL TEAM EVENT ADVISORY PANEL

Barwon  
Central Gippsland  
Central Highlands  
East Gippsland  
  
Goulburn  
Loddon Campaspe  
  
Mornington Peninsula  
North East  
Northern Mallee  
South West  
Wimmera

Cameron Govan  
Susie Grumley  
Jenny Jolliffe  
Aidan Fitzgerald  
(to October 2017)  
Mitchell Harty  
(from November 2017)  
Heather Lees  
Leon Retallick  
(to December 2017)  
Sarah Crossman  
(from January 2018)  
Russell Hart  
Douglas Smith  
Peter Morrison  
Brenda Boyd  
Marita Punchard

### AWARDS COMMITTEE

Anne Baldwin (to October 2017)

### COMPETITIONS COMMITTEE

Maria Keys (Chair)  
Geoff Armstrong  
Phillip Goodman  
Vicky Lee  
Warren Maher  
Daniel O'Neill  
Peter Owen  
Branka Potkonjak  
Ken Young  
Shelley Lipe  
Jonathon Manning

(to December 2017)  
  
(to June 2018)  
  
(to December 2017)  
(from January 2018)

### STATE SELECTION SUB-COMMITTEE

Nick Hinneberg (Chair)  
Rob Leeds (National Academy Manager - Vic)  
Ashley Naumann (Talent Manager - Vic)

### COUNTRY ADVISORY GROUP

Simon Meadows (Chair)  
Robin Lowe  
Malcolm Thiel

Kim Tobin  
Russell Hart  
Phillip Bush

### TRIBUNAL

Hayden Rees  
Steve Ivcovcivi  
Jill Towers  
Ian Thomas  
Daryl Carter  
Robert Peers

Sam Cusumano  
Jenny Cox  
Peter Nicholas  
Dom Alberico  
Ian Eddington  
Jonathan Manning

### NOMINATIONS COMMITTEE

Leigh Russell (Chair)  
Adam Cossar  
Julian Clarke  
Anna Speedie  
Simon Meadows  
Mark Da Silva  
Matti Clements

(to October 2017)  
(to October 2017)  
(from October 2017)  
(from October 2017)

## TENNIS VICTORIA STAFF



**TOP ROW (L-R):** Ken Jacobs Government Relations Manager, Rufus Keown Coach Development Manager  
Jason Williams Book A Court Coordinator, Jamie Stefanato Participation Leader Metro Inner East, Peter Bertoncini Participation Leader Country North West, Richard Chambers Participation Leader Metro East, Allan Boyle Coach Development Administrator, Jessica Sneath Match Play Coordinator West, Virginia Wilkins Receptionist, Ana Barisic Administration & Communications Officer, Fiona Young Places to Play Manager, Tim Shellcot Match Play Coordinator East, Narelle Holding Club Services Officer.

**MIDDLE ROW (L-R):** Rebecca Andrews Club Marketing and Events Coordinator, Deanna Penman Coach Development Coordinator, Shivam Nawani Participation Leader Metro West, Justin Raiti Coaching Leader North West, Nathan Phillips Participation Leader Metro South, Lois Plowman Coaching Leader South East, Jessica McCormack Player & Event Support Administrator, Shelly Hart Tournaments and Events Coordinator, Elise Hopkins School Development Coordinator South East, Melissa Burrows General Manager People, Culture and Communications, Andrew Reynolds Tournaments and Events Manager, Ken Barton General Manager Government Relations & Places to Play, Jessica Oliver Participation Leader Metro Central, Dale Schmid Participation Leader Metro South East.

**FRONT ROW (L-R):** Adam Feiner Senior Participation Leader Metro Inner South, Michelle Barry Senior School Development Coordinator North East, Tim McGrath General Manager Policy and Business Affairs, Susie Dundas School Development Coordinator North West, Pete McDonald Participation Leader Country South West, Sacha Vlamynck Coaching Leader South West, Gabriella Tobias Marketing and Communications Manager, Andrew Cronin Participation Leader Country Central West, Danielle Lowerson Project Leader Inclusion, Sam Condon Participation Leader Country North East, Lita Trimmings Tournaments Administrator, Matthew Kennedy Chief Executive Officer, Sean Munaweera Communications and Digital Coordinator.

**ABSENT:** Nick Hinneberg General Manager Tennis Operations, Tanya Mason Senior Participation Leader Country South East, Tyler Krumholz Competitions Coordinator, Belinda Kleverlaan General Manager Participation, Tamatha Harding Project Leader Female Participation, Zoe Plastow Places to Play Coordinator, Melissa Stojanovic Inclusion Coordinator, Ashley Misevski Receptionist, Sof Megas Officials Development Coordinator, Stephanie Eshak Senior Participation Leader Metro North, Adam Cramer Participation and Country Manager, Sarah Green School Development Coordinator South West, Tim Azaris School Development Coordinator South West, Paul Aitken Senior Coaching Leader North East.

### TENNIS VICTORIA ACKNOWLEDGES THE FOLLOWING PEOPLE FOR THEIR CONTRIBUTION IN 2017/18:

Jeff Downes, Jake Dunn, Patrick Landy, Emma Bannan, James Maddar, Tim Dean, Michael Odachowski, Jacquelyn Gonsal.

# AUSTRALIAN STATE REPRESENTATION

## AUSTRALIAN

### DAVIS CUP

**World Group Semi-Final vs Belgium**  
Held in Brussels, Belgium,  
September 2017

- > John Peers

**World Group 1st Round Tie vs Germany**  
Held in Brisbane, Australia,  
February 2018

- > John Peers

### FED CUP

**World Group II 1st Round vs Ukraine**  
Held in Canberra, Australia  
February 2018

- > Destanee Aiava
- > Daria Gavrilova

**World Group Play-off vs Netherlands**  
Held in Wollongong, Australia,  
April 2018

- > Destanee Aiava
- > Daria Gavrilova

### JUNIOR DAVIS CUP

**Junior Davis Cup World Group Final**  
Held in Budapest, Hungary,  
September 2017

- > Ken Cavrak

**Asia/Oceania Qualifying**  
Held in Sarawak, Malaysia,  
April 2018

- > Cooper White

## STATE

### BRUCE CUP 2017

Held in Shepparton, VIC, October 2017

#### BOYS

- > Jack Bassett
- > Cooper Errey
- > Boris Ivanov
- > Samuel Johnston
- > Harry Lyons
- > Marcus Nield
- > Jai Simmons

#### GIRLS

- > Aarmaya Chandran
- > Grace Darcy
- > Roisin Gilheany
- > Isabella Markovski
- > Harriet Stewart
- > Stefi Webb
- > Emma Xu

Finished: Fourth

### PIZZEY CUP 2018

Held in Brisbane, QLD, April/May 2018

#### BOYS

- > Harry Boyd
- > Corey Clarke
- > Jack Clements
- > Jordan Glowacki
- > Ben Grumley
- > Tim McConchie
- > Hugh McManus
- > Thomas Patton

#### GIRLS

- > Gabriella Ioannou
- > Katelyn Kissack
- > Steffi McDonald
- > Olivia Quigley
- > Samantha Ritchie
- > Jasmin Starr
- > Amy Stevens
- > Eloise Swarbrick

Finished: Fourth

## 2017 VICTORIAN STATE TEAMS

### SPROULE/STEPHENS CUP (BOYS' 14/U)

Held in Melbourne,  
December 2017

- > Amor Jasika
- > Darcy Nicholls
- > Luke Vuletic
- > Cooper White
- > Team Manager: Brett McLennan

Finished: First

### ROD LAVER CUP (BOYS' 12/U)

Held in Melbourne,  
December 2017

- > Jack Bassett
- > Cooper Errey
- > Mudiwa Munyimani
- > Marcus Nield
- > Team Manager: Ashley Naumann

Finished: Third

### FED CUP FOUNDATION REGIONAL STATE TEAM 13/U

Held in Westlakes, South Australia,  
January 2018

#### BOYS

- > Soren Andrews
- > Tom Gedye
- > Sam Hines
- > Miles Sheridan
- > Team Manager: Matthew Hicks

Finished: Fifth

#### GIRLS

- > Eliza Dunbar
- > Chelsea Elliott
- > Milla Fraser
- > Kiah James
- > Team Manager: Jessica McCormack

Finished: Fourth

### MARY HAWTON TROPHY (GIRLS' 14/U)

Held in Melbourne,  
December 2017

- > Joy Andreou
- > Zahra Arthur
- > Emily Ioannou
- > Elena Micic
- > Team Manager: Steve Blundell

Finished: Fourth

### MARGARET COURT CUP (GIRLS' 12/U)

Held in Melbourne,  
December 2017

- > Grace Darcy
- > Roisin Gilheany
- > Harriet Stewart
- > Stefi Webb
- > Team Manager: Deanna Penman

Finished: Sixth

## 2017/18 VICTORIAN NATIONAL CHAMPS

### 2017 AUSTRALIAN CLAY COURT CHAMPIONSHIPS

Held in Canberra, September 2017

- > 12/u Girls' Doubles Roisin Gilheany
- > 12/u Boys' Doubles Stami Arthur
- > 14/u Boys' Singles Cooper White
- > 14/u Boys' Doubles Cooper White

### 2017 AUSTRALIAN GRASS COURT CHAMPIONSHIPS

Held in Melbourne, December 2017

- > 14/u Boys' Singles Cooper White
- > 14/u Boys' Doubles Cooper White
- > 16/u Boys' Doubles Ken Cavrak
- > 18/u Girls' Singles Jaimee Fourlis
- > 18/u Girls' Doubles Destanee Aiava
- > 18/u Boys' Doubles Josh Charlton
- > 18/u Boys' Doubles Jeremy Taylor

### 2018 AUSTRALIAN GRASS COURT CHAMPIONSHIPS

Held in Adelaide, April 2018

- > 12/u Boys' Singles Mudiwa Munyimani
- > 12/u Boys' Doubles Cooper Errey

# STATE RANKINGS

## MEN (OPEN)

- Marc Polmans
- John Peers
- Andrew Whittington
- Marinko Matosevic
- Andrew Harris
- Dayne Kelly
- Sam Groth
- Omar Jasika
- Jacob Grills
- Jeremy Beale

## BOYS' 14/U

Birth years 2004 and younger

- Amor Jasika
- Qwyn Quittner
- Mudiwa Munyimani
- Cooper Errey
- Marko Pavicic
- Brian Capalnear
- Marcus Nield
- Alec Gaudin
- Jack Calleri
- Michael Caspanello

## WOMEN (OPEN)

- Daria Gavrilova
- Arina Rodionova
- Olivia Rogowska
- Jaimee Fourlis
- Isabelle Wallace
- Zoe Hives
- Destanee Aiava
- Tammi Patterson
- Belinda Woolcock
- Anastasia Rodionova

## GIRLS' 14/U

Birth years 2004 and younger

- Elena Micic
- Zahra Arthur
- Leann Serna
- Zali Morris
- Ruby Rothman
- Roisin Gilheany
- Scarlett Campbell
- Andjelina Gjndic
- Stefi Webb
- Eliza Dunbar

## BOYS' 18/U

Birth years 2000 and younger

- Matthew Dellavedova
- Ken Cavrak
- Michael Shephard
- Joshua Spaul
- Cooper White
- Jack Clements
- Mason Naumovski
- Stefan Storch
- Alex Bulte
- Campbell Salmon

## BOYS' 12/U

Birth years 2006 and younger

- Mudiwa Munyimani
- Bailey Liu
- Nicholas Jovanovski
- Maita Munyimani
- Kosta Mandikos
- Aedan Nelson
- Teal Studer
- Nenyasha Manzvera
- Eagan Lai
- Leo Simmonds

## BOYS' 16/U

Birth years 2002 and younger

- Cooper White
- Alex Bulte
- David Qariaqus
- Enzo Aguiard
- Daniel Paveska
- Aidan Vaughan
- Junyi Tang
- Josh McPhee
- Luke Vuletic
- John Amato

## GIRLS' 18/U

Birth years 2000 and younger

- Destanee Aiava
- Laura Ashley
- Helena Spiridis
- Amy Stevens
- Jasmin Starr
- Bianca Nasser-Compuesto
- Olivia Symons
- Oleksandra Kalachova
- Isabella Papazyan
- Erica Layton

## GIRLS' 12/U

Birth years 2006 and younger

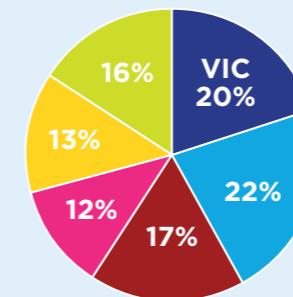
- Chelsea Elliott
- Zara Lumanovski
- Chelsea Stergiopoulos
- Gabrielle Villegas
- Isabella Crossman
- Mahi Khore
- Christiana Masvosva
- Kate Smith
- Christina Dodaj
- Danielle Ioannou

The above rankings are taken from the Australian Rankings that are published fortnightly by Tennis Australia. The rankings are calculated by taking players tournament results in both singles and doubles over the previous 12 month period from Junior Tournament, Australian Money Tournaments, ITF Juniors, ITF Futures, ATP Challenger, ATP & WTA tournaments and the 4 Grand Slams.

The above rankings are as at 30 June 2018.

# NATIONAL CHAMPIONS

## PLAYERS IN JUNIOR NATIONAL CHAMPIONSHIPS



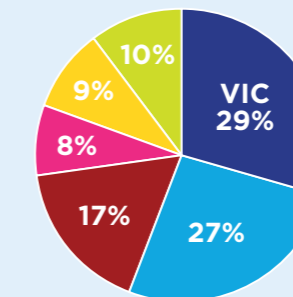
^Main draw singles only  
Victoria was 21% (128 players) in 2016/17

## TOTAL PLAYERS: 608

VIC	122	SA	71
NSW	134	WA	82
QLD	104	OTHER	95

OTHER (ACT, NT, TAS, & INTERNATIONALS)

## PLAYERS WITH AN AUSTRALIAN RANKING



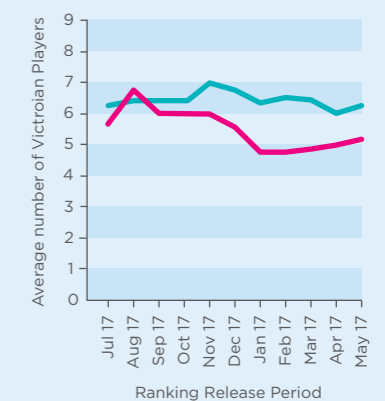
Victoria was 31% (1,777) in 2016/17

## TOTAL PLAYERS: 6194

VIC	1827	SA	471
NSW	1647	WA	568
QLD	1045	OTHER	636

OTHER (ACT, NT, TAS, & INTERNATIONALS)

## VICTORIAN PLAYERS WITH A TOP 25 AUSTRALIAN RANKING IN THEIR BIRTH YEAR



Boys average 6.32 Vs 6.65 in 2017/18  
Girls average 5.43 Vs 5.51 in 2017/18

# FINANCIALS

Victorian Tennis Association Inc.  
 ABN 29 757 304 158  
 Trading as Tennis Victoria  
 Financial Report  
 For the Year Ended 30 June 2018

## BOARD OF MANAGEMENT REPORT

Your Board of Management (Board) members submit the financial report of the Victorian Tennis Association Inc. for the financial year ended 30 June 2018.

## BOARD MEMBERS

The names of members throughout the year and at the date of this report are:

- > Gary Clark (President & Director to 18 April 2018)
- > Emma Sherry (Vice President to 18 April 2018, President from 18 April 2018)
- > James Copes (Treasurer to 18 October 2017)
- > Maria Keys
- > Matti Clements
- > Anna Speedie
- > Mark Da Silva (Vice President)
- > Phil Crouch (Treasurer from 18 October 2017)
- > Anne Baldwin (to 4 October 2017)
- > Simon Meadows
- > Peter Owen (from 18 April 2018)

## PRINCIPAL ACTIVITIES

The principal activities of the Association during the financial year were the promotion and development of the game of tennis in Victoria. These activities were conducted under the registered trading name of Tennis Victoria.


## SIGNIFICANT CHANGES

No significant change in the nature of these activities occurred during the year.

## OPERATING RESULT

The operating result for the year ended 30 June 2018 was a surplus of \$11,550 (2017: \$594).

Signed in accordance with a resolution of the Members of the Board.



Emma Sherry  
 President  
 Dated: 22 August 2018

## STATEMENT OF PROFIT OR LOSS AND OTHER COMPREHENSIVE INCOME FOR THE YEAR

ended 30 June 2018

	NOTE	2018 \$	2017 \$
<b>REVENUE</b>			
Membership & affiliation fees		967,132	953,648
Government grants		312,399	676,384
Tennis Australia grants		3,625,843	3,495,751
Sponsorships		163,950	129,864
Technical services fees		10,000	10,000
Athlete development fees		13,701	17,634
Competitions and tournaments entry fees		202,131	168,283
Interest received		9,692	7,516
Dividends & distributions received		91,456	77,324
Capital surplus on disposal of assets		21,374	19,478
Other income		74,873	31,989
<b>Total Revenue</b>		<b>5,492,551</b>	<b>5,587,871</b>
<b>EXPENSES</b>			
<b>Participation</b>			
Services to affiliates		70,692	237,736
Grants to affiliates		156,974	399,790
Programs		410,427	579,860
		<b>638,093</b>	<b>1,217,386</b>
<b>Tennis Operations</b>			
Competitions and events		377,537	403,132
Player development		88,565	86,541
		<b>466,102</b>	<b>489,673</b>
<b>Corporate Services</b>			
Employee benefits		3,401,684	3,113,972
Communications		257,021	177,070
Depreciation & amortisation		25,274	33,324
Administration		692,827	555,852
		<b>4,376,806</b>	<b>3,880,218</b>
<b>Total Expenses</b>		<b>5,481,001</b>	<b>5,587,277</b>
<b>Surplus from operations</b>	2	<b>11,550</b>	<b>594</b>
<b>OTHER COMPREHENSIVE INCOME</b>			
Items which will be reclassified subsequently to profit or loss when specific conditions are met			
Net surplus / (deficit) on revaluation of financial assets		47,299	72,222
<b>Other Comprehensive Income</b>		<b>47,299</b>	<b>72,222</b>
<b>Total Comprehensive Income Attributable to Members</b>		<b>58,849</b>	<b>72,816</b>

The accompanying notes form part of these financial statements.

# FINANCIALS

## STATEMENT OF FINANCIAL POSITION AS AT 30 JUNE 2018

	NOTE	2018 \$	2017 \$
<b>ASSETS</b>			
<b>Current Assets</b>			
Cash and cash equivalents	5	488,843	618,014
Trade and other receivables	6	91,709	118,404
Other current assets	7	78,870	216,891
Other financial assets	8	275,000	0
<b>Total Current Assets</b>		<b>934,422</b>	<b>953,309</b>
<b>Non-Current Assets</b>			
Financial assets	8	2,249,186	2,114,220
Plant & equipment	9	52,337	64,015
<b>Total Non-Current Assets</b>		<b>2,301,523</b>	<b>2,178,235</b>
<b>Total Assets</b>		<b>3,235,945</b>	<b>3,131,544</b>
<b>LIABILITIES</b>			
<b>Current Liabilities</b>			
Trade and other payables	10	456,611	488,883
Employee benefits payable	11	395,620	303,272
<b>Total Current Liabilities</b>		<b>852,231</b>	<b>792,155</b>
<b>Non-Current Liabilities</b>			
Employee benefits payable	11	79,342	93,866
<b>Total Non-Current Liabilities</b>		<b>79,342</b>	<b>93,866</b>
<b>Total Liabilities</b>		<b>931,573</b>	<b>886,021</b>
<b>Net Assets</b>		<b>2,304,372</b>	<b>2,245,523</b>
<b>MEMBERS' FUNDS</b>			
Reserves	12	1,506,982	1,459,683
Accumulated surplus		797,390	785,840
<b>Total Members' Funds</b>		<b>2,304,372</b>	<b>2,245,523</b>

The accompanying notes form part of these financial statements.

## STATEMENT OF CHANGES IN EQUITY FOR THE YEAR ENDED 30 JUNE 2018

	ACCUMULATED SURPLUS \$	FINANCIAL ASSETS RESERVE \$	GENERAL RESERVES \$	TOTAL \$
<b>Balance at 30 June 2016</b>	<b>785,440</b>	<b>(7,264)</b>	<b>1,394,531</b>	<b>2,172,707</b>
Surplus attributable to members	594	-	-	594
Transfers to and from reserves	(194)	-	194	-
Revaluation increment	-	72,222	-	72,222
<b>Balance at 30 June 2017</b>	<b>785,840</b>	<b>64,958</b>	<b>1,394,725</b>	<b>2,245,523</b>
Surplus attributable to members	11,550	-	-	11,550
Transfers to and from reserves	-	-	-	-
Revaluation increment	-	47,299	-	47,299
<b>Balance at 30 June 2018</b>	<b>797,390</b>	<b>112,257</b>	<b>1,394,725</b>	<b>2,304,372</b>

The accompanying notes form part of these financial statements.

## STATEMENT OF CASH FLOWS FOR THE YEAR ENDED 30 JUNE 2018

	NOTE	2018 \$	2017 \$
<b>CASH FLOWS FROM OPERATING ACTIVITIES</b>			
Receipts from affiliates		1,063,845	1,049,013
Operating grants receipts		4,215,025	4,589,348
Dividends & distributions received		91,456	77,324
Other receipts		511,274	370,261
Payments to suppliers and employees		(5,665,572)	(6,439,369)
Interest received		9,692	7,516
<b>Net cash (used in) / provided by operating activities</b>		<b>225,720</b>	<b>(345,907)</b>
<b>CASH FLOWS FROM INVESTING ACTIVITIES</b>			
Movement of investment securities		(400,539)	(273,557)
Purchase of equipment		(13,598)	(15,199)
Proceeds from disposal of investment securities		59,246	49,899
<b>Net cash (used in) investing activities</b>		<b>(354,891)</b>	<b>(238,857)</b>
<b>CASH FLOWS FROM FINANCING ACTIVITIES</b>			
<b>Net cash provided by / (used in) financing activities</b>		<b>-</b>	<b>-</b>
<b>Net increase in cash held</b>		<b>(129,171)</b>	<b>(584,764)</b>
Cash at beginning of year		618,014	1,202,778
<b>Cash at end of year</b>	5	<b>488,843</b>	<b>618,014</b>

The accompanying notes form part of these financial statements.

## NOTES TO THE FINANCIAL STATEMENTS FOR THE YEAR ENDED 30 JUNE 2018

The financial statements cover Victorian Tennis Association Inc. as an individual entity. Victorian Tennis Association Inc. is an association incorporated in Victoria and operating pursuant to the Associations Incorporation Reform Act 2012.

### NOTE 1 SUMMARY OF SIGNIFICANT ACCOUNTING POLICIES

#### BASIS OF PREPARATION

These general purpose financial statements have been prepared in accordance with the requirements of the Associations Incorporation Reform Act 2012, Australian Accounting Standards – Reduced Disclosure Requirements, Accounting Interpretations and other authoritative pronouncements of the Australian Accounting Standards Board. For the purposes of preparing the financial statements, the Association is a not-for-profit entity. The financial statements were authorised for issue by the Board on 22 August 2018.

Australian Accounting Standards set out accounting policies that the AASB has concluded would result in financial statements containing relevant and reliable information about transactions, events and conditions to which they apply. Compliance with Australian Accounting Standards ensures that the financial statements and notes also comply with International Financial Reporting Standards. Material accounting policies adopted in the preparation of these financial statements are presented below and have been consistently applied unless otherwise stated.

The financial statements have been prepared on an accruals basis and are based on historical costs, modified, where applicable, by the measurement at fair value of selected non-current assets, financial assets and financial liabilities. The financial statements have been prepared in Australian dollars which is the Association's functional and presentation currency. All values are rounded to the nearest dollar.

#### ACCOUNTING POLICIES

##### a. Income Tax

The Association is exempt from income tax.

##### b. Property, Plant and Equipment

Each class of property, plant and equipment is carried at cost or fair value as indicated less, where applicable, any accumulated depreciation and impairment losses.

##### c. Plant and Equipment

Plant and equipment is measured on the cost basis and is therefore carried at cost less accumulated depreciation and any accumulated impairment losses. In the event the carrying amount of plant and equipment is greater than its estimated recoverable amount, the carrying amount is written down immediately to its estimated recoverable amount. A formal assessment of recoverable amount is made when impairment indicators are present (refer to Note 1(f) for details of impairment).

#### DEPRECIATION

The depreciable amount of all fixed assets, including buildings and capitalised lease assets, is depreciated on a straight-line basis over the asset's useful life commencing from the time the asset is held ready for use. The depreciation rates used for each class of depreciable assets are:

Class of Fixed Asset	Depreciation Rate
Office equipment	15-50%
Furniture and fittings	7-21%
Technical and tournament equipment	30-50%

The assets' residual values and useful lives are reviewed and adjusted, if appropriate, at the end of each reporting period. Gains and losses on disposals are determined by comparing proceeds with the carrying amount. These gains and losses are included in the Statement of Profit or Loss and Other Comprehensive Income. When revalued assets are sold, amounts included in the revaluation relating to that asset are transferred to retained earnings.

##### d. Leases

Lease payments for operating leases, where substantially all the risks and benefits remain with the lessor, are recognised as expenses on a straight-line basis over the lease term.

## NOTES TO THE FINANCIAL STATEMENTS FOR THE YEAR ENDED 30 JUNE 2018

### e. Financial Instruments

#### Initial recognition and measurement

Financial assets and financial liabilities are recognised when the entity becomes a party to the contractual provisions to the instrument. For financial assets, this is equivalent to the date that the Association commits itself to either purchase or sell the asset (i.e. trade date accounting is adopted).

#### Classification and subsequent measurement

Financial instruments are subsequently measured at fair value, amortised cost using the effective interest rate method, or cost. Fair value represents the amount for which an asset could be exchanged or a liability settled, between knowledgeable, willing parties. Where available, quoted prices in an active market are used to determine fair value. In other circumstances, valuation techniques are adopted.

#### Financial assets at fair value through profit or loss

Financial assets are classified at 'fair value through profit or loss' when they are held for trading for the purpose of short-term profit taking, where they are derivatives not held for hedging purposes, or when they are designated as such to avoid an accounting mismatch or to enable performance evaluation where a group of financial assets is managed by key management personnel on a fair value basis in accordance with a documented risk management or investment strategy. Such assets are subsequently measured at fair value with changes in fair value (i.e. gains and losses) recognised in profit or loss.

#### Available-for-sale financial assets

Available-for-sale financial assets are non-derivative financial assets that are either not capable of being classified into other categories of financial assets due to their nature, or they are designated as such by management. They comprise investments in the equity of other entities where there is neither a fixed maturity nor fixed or determinable payments. They are subsequently measured at fair value with changes in such fair value (i.e. gains or losses) recognised in other comprehensive income (except for impairment losses and foreign exchange gains and losses). When the financial asset is derecognised, the cumulative gain or loss pertaining to that asset previously recognised in other comprehensive income is reclassified into profit or loss.

#### Impairment

At the end of each reporting period, the Association assesses whether there is objective evidence that a financial instrument has been impaired. In the case of available-for-sale financial instruments, a prolonged decline in the value of the instrument is considered to determine whether an impairment has arisen. Impairment losses are immediately recognised in profit or loss. Also, any cumulative decline in fair value previously recognised in other comprehensive income is reclassified to profit or loss at this point.

### f. Impairment of Assets

At the end of each reporting period, the Association assesses whether there is any indication that an asset may be impaired. The assessment will consider both external and internal sources of information. If such an indication exists, an impairment test is carried out on the asset by comparing the recoverable amount of that asset, being the higher of the asset's fair value less costs to sell and its value-in-use, to the asset's carrying amount. Any excess of the asset's carrying amount over its recoverable amount is immediately recognised in profit or loss. Where it is not possible to estimate the recoverable amount of an individual asset, the Association estimates the recoverable amount of the cash-generating unit to which the asset belongs.

### g. Employee Benefits

Provision is made for the Association's liability for employee benefits arising from services rendered by employees to the end of the reporting period. Employee benefits that are expected to be settled within one year have been measured at the amounts expected to be paid when the liability is settled.

### h. Cash and Cash Equivalents

Cash and cash equivalents include cash on hand, deposits held at-call with banks and other financial institutions, and other short-term, highly liquid investments with original maturities of three months or less.

### i. Revenue and Other Income

Revenue is recognised when the right to receive it is established, except in the instance of grants linked to a specific commitment to expend funds in a future period. Interest and Investment revenue is recognised on a proportional basis taking into account the interest rates applicable to the financial assets. All revenue is stated net of the amount of goods and services tax.

### j. Goods and Services Tax (GST)

Revenues, expenses and assets are recognised net of the amount of GST, except where the amount of GST incurred is not recoverable from the Australian Taxation Office. Receivables and payables are stated inclusive of the amount of GST receivable or payable. The net amount of GST recoverable from, or payable to, the ATO is included with other receivables or payables in the statement of financial position. Cash flows are presented on a gross basis. The GST components of cash flows arising from investing or financing activities, which are recoverable from or payable to the ATO, are presented as operating cash flows included in receipts from customers or payments to suppliers.

### k. Comparative Figures

When required by Accounting Standards, comparative figures have been adjusted to conform to changes in presentation for the current financial year.

## NOTES TO THE FINANCIAL STATEMENTS FOR THE YEAR ENDED 30 JUNE 2018

### l. Trade and Other Payables

Trade and other payables represent the liability outstanding at the end of the reporting period for goods and services received by the Association during the reporting period, which remain unpaid. The balance is recognised as a current liability with the amounts normally paid within 30 days of recognition of the liability.

### m. Provisions

Provisions are recognised when the Association has a legal or constructive obligation, as a result of past events, for which it is probable that an outflow of economic benefits will result and that outflow can be reliably measured. Provisions recognised represent the best estimate of the amounts required to settle the obligation at the end of the reporting period.

### n. Income received in advance

The liability for income received in advance represents the unutilised amounts of income received on the condition that specified services are delivered or conditions are fulfilled. The services are usually provided or the conditions usually fulfilled within 12 months of receipt of the funds. Where the amount received is in respect of services to be provided over a period that exceeds 12 months after the reporting date or the conditions will only be satisfied more than 12 months after the reporting date.

### o. Key Estimates – Impairment

The Association assesses impairment at the end of each reporting period by evaluation of conditions and events specific to the Association that may be indicative of impairment triggers. Recoverable amounts of relevant assets are reassessed using value-in-use calculations which incorporate various key assumptions.

### p. Key Judgments – Provision for Impairment of Receivables

Included in trade and other receivables at the end of the reporting period are debts the Board has deemed unlikely to be paid. In light of ongoing review and management of aged debts, no provision for impairment has been made at 30 June 2018 (2017: \$nil).

### q. Application of new and revised Accounting Standards in Current and Future Periods

During the current year, Victorian Tennis Association Inc. adopted all of the new and revised Australian Accounting Standards and Interpretations applicable to its operations which became mandatory.

### *New accounting standards and interpretations not yet adopted*

The following accounting standards, amendments to accounting standards and interpretations have been identified as those which may impact the Association in the period of initial adoption. They were available for early adoption for the Association's annual reporting period beginning 1 July 2018, but have not been applied in preparing this financial report.

**AASB 9** Financial Instruments becomes mandatory for the Association's financial statements for the period beginning 1 July 2018 and could change the classification and measurement of financial assets. The Association does not plan to adopt this standard early and the extent of the impact is being assessed.

**AASB 15** Revenue from Contracts with Customers becomes mandatory for the Association's financial statements for the period beginning on 1 July 2019 and establishes a comprehensive framework for determining whether, how much and when revenue is recognised. The standard replaces existing revenue recognition guidance. The Association does not plan to adopt this standard early and the extent of the impact is being assessed.

**AASB 16** Leases mandatory for the Association's financial statements for the period beginning on 1 July 2019 and introduces a single, on-balance sheet accounting model for lessees. A lessee recognises a right-of-use asset representing its right to use the underlying asset and a lease liability representing its obligation to make lease payments. These are optional exemptions for short-term leases and leases of low value items. Lessor accounting remains similar to the current standard- i.e. lessors continue to classify leases as finance or operation expenses. The Association does not plan to adopt this standard early and the extent of the impact is being assessed.

**AASB 1058** Income of Not-for-Profit Entities becomes mandatory for the Association's financial statements for the period beginning on 1 July 2019 and establishes principles for NFP entities that apply specifically to transactions where the consideration to acquire an asset is significantly less than fair value principally to enable a NFP entity to further its objectives; and to volunteer services received. The Association does not plan to adopt this standard early and the extent of the impact is being assessed.

# FINANCIALS

## NOTE 2: SIGNIFICANT REVENUE AND EXPENSES

The following significant revenue and expense items are relevant in explaining the financial performance:

	2018 \$	2017 \$
<b>REVENUE</b>		
VicHealth Grant: Partnerships for Health Scheme	127,500	256,384
Department of Health and Human Services	145,382	240,000
<b>EXPENSES</b>		
Insurance	84,189	227,686
Occupancy	193,988	149,910
Coaching Fees	19,870	40,676

## NOTE 3: KEY MANAGEMENT PERSONNEL COMPENSATION

Short-term employee benefits	942,267	750,150
Post-employment benefits	77,056	52,277
<b>Total Key Management Personnel Compensation</b>	<b>1,019,323</b>	<b>802,428</b>

## NOTE 4: AUDITORS' REMUNERATION

Remuneration of the auditor of the Association for auditing or reviewing the financial report	9,950	10,050
<b>Total Auditors' Remuneration</b>	<b>9,950</b>	<b>10,050</b>

## NOTE 5: CASH AND CASH EQUIVALENTS

Cash at bank and in hand	488,843	618,014
<b>Total</b>	<b>488,843</b>	<b>618,014</b>

## NOTE 6: TRADE AND OTHER RECEIVABLES

Trade debtors	27,122	10,679
Other debtors	64,587	107,725
<b>Total</b>	<b>91,709</b>	<b>118,404</b>

## NOTE 6: TRADE AND OTHER RECEIVABLES continued

	GROSS AMOUNT	PAST DUE AND IMPAIRED	PAST DUE BUT NOT IMPAIRED			WITHIN INITIAL TRADE TERMS
			1 - 30	31 - 60	> 60	
<b>2018</b>						
Trade debtors	27,122	-	5,755	1,170	15,050	5,147
Other receivables	64,587	-	-	-	-	64,587
<b>Total</b>	<b>91,709</b>	<b>-</b>	<b>5,755</b>	<b>1,170</b>	<b>15,050</b>	<b>69,734</b>
<b>2017</b>						
Trade debtors	10,679	-	1,745	1,350	4,150	3,434
Other receivables	107,725	-	-	-	-	107,725
<b>Total</b>	<b>118,404</b>	<b>-</b>	<b>1,745</b>	<b>1,350</b>	<b>4,150</b>	<b>111,159</b>

## NOTE 7: OTHER CURRENT ASSETS

	2018 \$	2017 \$
Accrued Income	10,348	42,770
Prepayments	68,522	174,121
<b>Total</b>	<b>78,870</b>	<b>216,891</b>

## NOTE 8: FINANCIAL ASSETS

### Current

Term Deposit	275,000	-
--------------	---------	---

### Non-Current

Available for sale financial assets comprise shares in listed corporations, managed funds at market value and a cash account.	2,249,186	2,114,220
---	-----------	-----------

<b>Total</b>	<b>2,524,186</b>	<b>2,114,220</b>
--------------	------------------	------------------

### Fair Value

The Association carries the available-for-sale investments at Fair Value. Available-for-sale investments are quoted on the Australian Stock Exchange. Investment trusts are managed by third parties on behalf of the company and other investors.

The trusts hold a variety of investments including cash, which generate a return based on income from those investments and changes in the market value of the investments.

The Association's investments in trusts can be redeemed on an at-call basis at the market value of the investment at the date of redemption less certain fees and charges.

	2018 \$	2017 \$
<b>NOTE 9: PLANT AND EQUIPMENT</b>		
Office equipment at cost	184,608	180,850
Accumulated depreciation	(170,235)	(165,372)
<b>Total</b>	<b>14,373</b>	<b>15,478</b>
Furniture and fittings at cost	324,762	324,762
Accumulated depreciation	(302,164)	(288,457)
<b>Total</b>	<b>22,598</b>	<b>36,305</b>
Technical & Tournament equipment at cost	70,866	61,741
Accumulated depreciation	(55,500)	(49,509)
<b>Total</b>	<b>15,366</b>	<b>12,232</b>
<b>Total Plant &amp; Equipment</b>	<b>52,337</b>	<b>64,015</b>

## NOTE 9: PLANT AND EQUIPMENT continued

### MOVEMENTS IN CARRYING AMOUNTS

Movements in the carrying amounts for each class of equipment between the beginning and end of the current financial year.

	OFFICE EQUIPMENT	FURNITURE & FITTINGS	TECHNICAL EQUIPMENT	TOTAL
Balance at the beginning of year	15,478	36,305	12,232	64,015
Additions	3,758	-	9,839	13,597
Disposals	-	-	(715)	(715)
Depreciation & amortisation expense	(4,863)	(13,706)	(5,991)	(24,560)
<b>Carrying amount at the end of the year</b>	<b>14,373</b>	<b>22,599</b>	<b>15,365</b>	<b>52,337</b>

# FINANCIALS

## NOTE 10: TRADE AND OTHER PAYABLES

	2018 \$	2017 \$
Trade creditors and accruals	322,285	446,922
Income received in advance	134,326	41,961
	<b>456,611</b>	<b>488,883</b>

## NOTE 11: EMPLOYEE BENEFITS PAYABLE

### ACCRUED ANNUAL AND LONG SERVICE LEAVE PAYABLE WITHIN 12 MONTHS

Opening balance	303,272	262,702
Used/Paid	(188,178)	(193,273)
Accrued	280,526	233,843
<b>Closing balance</b>	<b>395,620</b>	<b>303,272</b>

### ACCRUED LONG SERVICE LEAVE PAYABLE LATER THAN 12 MONTHS

Opening balance	93,866	69,074
Used/Paid	(7,961)	-
Accrued	(6,563)	24,792
<b>Closing balance</b>	<b>79,342</b>	<b>93,866</b>

## NOTE 12: RESERVES

General Reserves comprise of capital surplus reserve and financial assets reserve.

<b>Capital surplus reserve</b> The capital surplus reserve contains funds that are for the general use of the organisation if required.	<b>1,394,725</b>	<b>1,394,725</b>
<b>Financial assets reserve</b> The financial assets reserve records revaluation of available for sale financial assets to market value.	<b>112,257</b>	<b>64,958</b>
<b>Total Reserves</b>	<b>1,506,982</b>	<b>1,459,683</b>

## NOTE 13: LEASING COMMITMENTS

### OPERATING LEASE COMMITMENTS PAYABLE: MINIMUM LEASE PAYMENTS

Not later than 12 months	109,008	106,356
Between 12 months and 5 years	18,168	126,925
Later than 5 years	-	-
	<b>127,176</b>	<b>233,281</b>

Operating leases are for the lease of premises.

The property lease is a non-cancellable lease with a five year term, with rent payable monthly in advance. Contingent rental provisions within the lease agreement require that the minimum lease payments shall be increased by the CPI Melbourne index. Three five-year options exist to renew the lease at the end of the original five-year term. The first option has been exercised. The lease allows for sub-letting of all areas.

## NOTE 14: RELATED PARTY TRANSACTIONS

Mr Phil Crouch (Member of the Board) was a senior manager at ANZ Bank (to October 2017), which has a sponsorship agreement with Tennis Victoria. The Board Members do not receive any remuneration for their activities as Board Members other than reimbursement of expenses incurred in the performance of their duties as Board Members.

## NOTE 15: FINANCIAL RISK MANAGEMENT

The Association's financial instruments consist mainly of deposits with banks, short-term investments, accounts receivable and payable. The Association does not have any derivative instruments at 30 June 2018. The main risks the Association is exposed to through its financial instruments are liquidity risk and credit risk.

### LIQUIDITY RISK

The Association manages liquidity risk by monitoring forecast cash flows.

### CREDIT RISK

The maximum exposure to credit risk, excluding the value of any collateral or other security, at balance date to recognised financial assets, is the carrying amount, net of any provisions for impairment of those assets, as disclosed in the Statement of Financial Position and notes to the financial statements. The Association does not have any material credit risk exposure to any single receivable or group of receivables under financial instruments entered into by the Association.

## NOTE 16: CONTINGENT LIABILITIES

	2018 \$	2017 \$
Contract Performance Guarantee	56,945	56,945

The amount is in regard to the Association's lease agreement to Melbourne & Olympic Parks Trust.

## NOTE 17: SUBSEQUENT EVENTS

The Board are not aware of any significant events since the end of the reporting period.

## NOTE 18: ASSOCIATION DETAILS

The registered office of the Association and principal place of business is:

**Victorian Tennis Association Inc.**  
AAMI Park  
Olympic Boulevard  
Melbourne, Victoria, 3000

## STATEMENT BY MEMBERS OF THE BOARD

In the opinion of the Board members, the financial report:

- Presents a true and fair view of the financial position of Victorian Tennis Association Inc. as at 30 June 2018 and its performance for the year ended on that date in accordance with Australian Accounting Standards (including Australian Accounting Interpretations) of the Australian Accounting Standards Board.
- At the date of this statement, there are reasonable grounds to believe that Victorian Tennis Association Inc. will be able to pay its debts as and when they fall due.

This statement is made in accordance with a resolution of the Board and is signed for and on behalf of the Board by:



**Emma Sherry**  
President  
Date: 22 August 2018



**Phil Crouch**  
Treasurer  
Date: 22 August 2018





## Independent Auditor's Report

### To the Members of Victorian Tennis Association Incorporated

#### Report on the Audit of the Financial Report

##### Opinion

We have audited the financial report of Victorian Tennis Association Incorporated (the Entity), which comprises the statement of financial position as at 30 June 2018, the statement of profit or loss and other comprehensive income, statement of changes in equity and statement of cash flows for the year then ended, and notes to the financial statements, including a summary of significant accounting policies, and the declaration by those charged with governance.

In our opinion, the accompanying financial report presents fairly, in all material respects, (or gives a true and fair view of) the financial position of the Entity as at 30 June 2018, and (of) its financial performance and its cash flows for the year then ended in accordance with Australian Accounting Standards.

##### Basis for opinion

We conducted our audit in accordance with Australian Auditing Standards. Our responsibilities under those standards are further described in the Auditor's Responsibilities for the Audit of the Financial Report section of our report. We are independent of the Entity in accordance with the ethical requirements of the Accounting Professional and Ethical Standards Board's APES 110 Code of Ethics for Professional Accountants (the Code) that are relevant to our audit of the financial report in Australia. We have also fulfilled our other ethical responsibilities in accordance with the Code.

We believe that the audit evidence we have obtained is sufficient and appropriate to provide a basis for our opinion.

##### Other information

Those charged with governance are responsible for the other information. The other information comprises the information included in the Entity's annual report for the year ended 30 June 2018, but does not include the financial report and our auditor's report thereon.

Our opinion on the financial report does not cover the other information and accordingly we do not express any form of assurance conclusion thereon.

In connection with our audit of the financial report, our responsibility is to read the other information and, in doing so, consider whether the other information is materially inconsistent with the financial report or our knowledge obtained in the audit or otherwise appears to be materially misstated.

If, based on the work we have performed, we conclude that there is a material misstatement of this other information we are required to report that fact. We have nothing to report in this regard.

##### Responsibilities of Management and Those Charged with Governance for the Financial Report

Management is responsible for the preparation and fair presentation of the financial report in accordance with Australian Accounting Standards, and for such internal control as management determines is necessary to enable the preparation of the financial report that is free from material misstatement, whether due to fraud or error.

In preparing the financial report, management is responsible for assessing the Entity's ability to continue as a going concern, disclosing, as applicable, matters related to going concern and using the going concern basis of accounting unless management either intends to liquidate the Entity or to cease operations, or has no realistic alternative but to do so.

Those charged with governance are responsible for overseeing the Entity's financial reporting process.

##### Auditor's responsibility for the audit of the financial report

Our objectives are to obtain reasonable assurance about whether the financial report as a whole is free from material misstatement, whether due to fraud or error, and to issue an auditor's report that includes our opinion. Reasonable assurance is a high level of assurance, but is not a guarantee that an audit conducted in accordance with the Australian Auditing Standards will always detect a material misstatement when it exists. Misstatements can arise from fraud or error and are considered material if, individually or in the aggregate, they could reasonably be expected to influence the economic decisions of users taken on the basis of this financial report.

As part of an audit in accordance with the Australian Auditing Standards, we exercise professional judgement and maintain professional scepticism throughout the audit. We also:

- Identify and assess the risks of material misstatement of the financial report, whether due to fraud or error, design and perform audit procedures responsive to those risks, and obtain audit evidence that is sufficient and appropriate to provide a basis for our opinion. The risk of not detecting a material misstatement resulting from fraud is higher than for one resulting from error, as fraud may involve collusion, forgery, intentional omissions, misrepresentations, or the override of internal control.
- Obtain an understanding of internal control relevant to the audit in order to design audit procedures that are appropriate in the circumstances, but not for the purpose of expressing an opinion on the effectiveness of the Entity's internal control.
- Evaluate the appropriateness of accounting policies used and the reasonableness of accounting estimates and related disclosures made by those charged with governance.
- Conclude on the appropriateness of the directors' use of the going concern basis of accounting and, based on the audit evidence obtained, whether a material uncertainty exists related to

Nexia Melbourne Audit Pty Ltd  
Registered Audit Company 291969  
Level 12, 31 Queen Street  
Melbourne VIC 3000  
p +61 3 8613 8888  
f +61 3 8613 8800  
e info@nexiamelbourne.com.au  
w nexia.com.au

Liability limited by a scheme approved under Professional Standards Legislation.

Nexia Melbourne Audit Pty Ltd (ABN 86 005 105 975) is an independent firm of Chartered Accountants. It is affiliated with, but independent from Nexia Australia Pty Ltd, which is a member of Nexia International, a worldwide network of independent accounting and consulting firms. Neither Nexia International nor Nexia Australia Pty Ltd, deliver services in its own name or otherwise. Nexia International Limited and the member firms of the Nexia International network (including those members which trade under a name which includes NEXIA) are not part of a worldwide partnership.

The trademarks NEXIA INTERNATIONAL, NEXIA and the NEXIA logo are owned by Nexia International Limited and used under licence.

events or conditions that may cast significant doubt on the Entity's ability to continue as a going concern. If we conclude that a material uncertainty exists, we are required to draw attention in our auditor's report to the related disclosures in the financial report or, if such disclosures are inadequate, to modify our opinion. Our conclusions are based on the audit evidence obtained up to the date of our auditor's report. However, future events or conditions may cause the Entity to cease to continue as a going concern.

- Evaluate the overall presentation, structure and content of the financial report, including the disclosures, and whether the financial report represents the underlying transactions and events in a manner that achieves fair presentation.

We communicate with those charged with governance regarding, among other matters, the planned scope and timing of the audit and significant audit findings, including any significant deficiencies in internal control that we identify during our audit.

*Nexia*


**Nexia Melbourne Audit Pty Ltd**  
**Melbourne**

Dated this 22<sup>nd</sup> day of August 2018

*A. Wehrens*

**Andrew S. Wehrens**  
Director





**Tennis Victoria**

AAMI Park  
Olympic Boulevard  
Melbourne, Victoria 3001  
Locked Bag 6001  
Richmond, Victoria 3121

**T** (03) 8420 8420

**F** (03) 8420 8499

**E** [tvreception@tennis.com.au](mailto:tvreception@tennis.com.au)

 [facebook.com/tennisvic](https://facebook.com/tennisvic)

 [instagram.com/tennisvic](https://instagram.com/tennisvic)

 [twitter.com/tennis\\_vic](https://twitter.com/tennis_vic)

[tennis.com.au/vic](https://tennis.com.au/vic)