



Tennis Victoria Annual Report 2010



© Photographer: Jeff Dowsing



Contents

Tennis Victoria aims to make tennis a part of every Victorian's life. Our purpose is to advance tennis as Victoria's preferred sport. In achieving our purpose, Tennis Victoria will be known for:

- Promoting the positive health, cultural, physical, mental and social benefits of tennis
- Creating and implementing innovative programs and services
- Developing players to attain their potential
- Governance that is financially, ethically and socially responsible
- Fostering progressive and team-oriented administration

<i>President's Report</i>	<i>pg 3</i>
<i>Treasurer's Report</i>	<i>pg 4</i>
<i>CEO's Report</i>	<i>pg 5</i>
<i>The Tennis Victoria Team</i>	<i>pg 6</i>
<i>Strategic Goal 1</i> <i>To grow and retain people's involvement through the promotion of tennis as a positive experience</i>	<i>pg 8</i>
<i>Strategic Goal 2</i> <i>To maximise the contribution to the sport of tennis by engaging the entire tennis community, current and potential</i>	<i>pg 11</i>
<i>Strategic Goal 3</i> <i>To promote a welcoming, sustainable and quality tennis environment</i>	<i>pg 13</i>
<i>Strategic Goal 4</i> <i>In partnership with our stakeholders to be the leader within Australia developing world class junior players</i>	<i>pg 14</i>
<i>Strategic Goal 5</i> <i>To motivate excellence in staff performance and to ensure that a high standard of corporate governance is delivered</i>	<i>pg 16</i>
<i>Financial Report</i>	<i>pg 18</i>
<i>Auditor's Report</i>	<i>pg 33</i>
<i>Council and Committees</i>	<i>pg 35</i>
<i>Awards</i>	<i>pg 36</i>
<i>State Rankings</i>	<i>pg 37</i>
<i>Australian and State Representation</i>	<i>pg 38</i>
<i>2009/10 Results</i>	<i>pg 39</i>
<i>Our Supporters 2009/10</i>	<i>pg 43</i>



President's Report



"It is with great pleasure that I submit my President's report along with the financial statements for the year ended 30 June 2010."

The small operating surplus of \$1369 was a great improvement over previous years and as John Bryan, our Treasurer, will explain, the treatment of some transactions within the accounts has resulted in an overall net surplus of \$217,684 being reported. Regardless of this treatment, Tennis Victoria would have been profitable and close to achieving budget. Moreover, these items will offset our forecasted deficit for the current financial year and provide stability for the foreseeable future. Our overall surplus is primarily due to additional funding from Tennis Australia, the size of which offsets our losses of the past two financial years and has helped rebuild our reserves.

This year saw Tennis Australia contribute \$2.75M to the Member Associations to help drive an increase in participation. Tennis Victoria received \$235,000, which has enabled the employment of six new staff to better service affiliates. With almost 1000 affiliated clubs, Associations and commercial centres, and more than 85,000 members, Tennis Victoria was not doing this satisfactorily. I urge all affiliates to contact your Community Tennis Officer regarding any issues that arise and have them attend a committee meeting to ensure you are getting the most out of your affiliation with Tennis Victoria.

A recent study that was conducted by SportINFO will help direct Tennis Victoria's new five-year Strategic Plan, specifically in the areas of growing participation and club membership. As we all know, these two areas are the lifeblood of the sport.

The 2006-10 Strategic Plan has now come to an end and to develop a new plan for the next five years we conducted a number of meetings with our stakeholders, including clubs, government, Associations and Tennis Australia to hear what targets and strategies they wanted to see achieved over this period. This new Strategic Plan will be available to all stakeholders over the coming months.

Thank you to all of our partners and sponsors whose ongoing support enables us to deliver the programs we do and keeps Tennis Victoria as the pre-eminent Member Association.

I would also like to welcome the new staff who are the conduit between Tennis Victoria and our stakeholders, and thank staff who have left us during the year for their support, expertise and dedication whilst they were with us.

Thanks to all the staff for the great support and knowledge they have shown throughout the year, which, as stated above, has kept us as the No.1 tennis state in the country. A particular thank you to our CEO, Ian Clark, for his continued drive and leadership. Thank you also to the Board and especially Geoff Stone as Vice President and John Bryan as Treasurer for their time, support and guidance they have given to me and Tennis Victoria.

David Stobart
President



Treasurer's Report

“Tennis Victoria continues to strive to balance the needs of operating within the available financial resources whilst still meeting the requirements of the Victorian tennis community it represents.”

Our financial statements record a surplus from operations for the financial year ending 30 June, 2010 of \$217,684 (2009 deficit \$155,695). This is before the inclusion of unrealised amounts relating to investments. Our aim for the year was to produce a surplus as originally budgeted for but, as we all know, reality is different to our expectations (which was to produce a surplus without assistance).

An operating surplus is always pleasing to report. The amount of \$217,684 is \$124,513 higher due to a financial reporting requirement to take up advance funding from Tennis Australia which was for the specific purpose of employing new staff to service affiliates over a two-year period. Accordingly, the funds will be spent in 2010/11 where the expense will be shown, while the specific income was required to be shown in 2009/10.

Tennis Australia providing further funds of \$123,945 was of great assistance to us in continuing to deliver the programs and services required by affiliates. This funding assisted in covering uncertainties encountered during the Global Financial Crisis.

Our reserves continue to act as a buffer when unexpected changes occur. The buffer has given the organisation time to adjust accordingly, which has been important in our strategic resolve to survive financially during the challenges arising from the Global Financial Crisis.

As part of our overall strategy not to compete with the very affiliates we represent, the exit from Casey Tennis Centre finally occurred early in the financial year. Assets were transferred at book value and a reimbursement was obtained from Casey City Council for costs incurred up to the September 2009 termination to facilitate a smooth transition to a new operator.

Again the mix of investments meant that we maintained comparatively good investment revenue. Assisted by non interest revenue from the portfolio, we have held our investment revenue steady. The stock market volatility continues as we hold firm with our diversified investment portfolio. Despite losses incurred on the disposal of some non-performing investments, our overall strategy of holding steady during the financial market volatility has been rewarded. The overall year on year improvement in the investment portfolio at 30 June, 2010 was \$114,736, which is shown in the financial report.

Support from sponsors, affiliates, registered players, volunteers and contributions from government supporters, is essential. Tennis Australia, representing the Member Associations of Australia, continued valuable support by contributing \$760,702 for specific purposes/programs and the one-off amount of \$123,945 mentioned above.

Our sponsors in government and industry continue to provide valuable support. Our thanks go to the Victorian Government, Sport and Recreation Victoria, VicHealth, the Commonwealth Department of Health and Ageing, Amer Sports Australia (Wilson Sporting Goods), Momentum Energy, Prelli Racquets, the AAMI Classic and other valued supporters mentioned in this Annual Report for their support.

Heath Mason, our Finance Manager, has again dedicated himself to the task of monitoring and reporting the financial activities throughout the year and is a major support in my role as Treasurer and I thank him once again sincerely for his dedication to the task.

Thank you also to my Board colleagues, particularly David Stobart and Geoff Stone, our CEO Ian Clark, the office team, the various committees and Council members. You have all assisted me in fulfilling my role. I am honoured to serve as Treasurer and your unending enthusiasm is a solid part of the success of Tennis Victoria. I am proud to say again, I love it with a passion.

John Bryan FCA
Treasurer



CEO's Report



This year marked a significant capacity building milestone for Tennis Victoria. A review of the Member Associations' ability to service affiliates and other industry partners was undertaken over a three-month period. This review investigated the most appropriate administration ratios in the areas of community tennis, membership management and competition/tournament delivery.

Tennis Victoria's needs related to our capacity to work more effectively with our affiliate and membership base. It was recognised that additional staff were essential to achieve this goal and an increase in face-to-face communication would lead to better relationships and access to our many services.

As a result, Tennis Australia committed to invest in the enhancement of Tennis Victoria's service capacity to the value of \$470,000 per annum over the next two and a half years. To help stimulate participation, an additional financial investment in local area marketing and equipment was also provided.

Following an extensive recruitment exercise we appointed four exceptional individuals to take on the role of Community Tennis Officers (increasing this team to seven), a new Membership Services Officer and a Competitions and Tournaments Administrator to assist the Operations Department.

I encourage you to get to know your new Community Tennis Officer and access the many benefits of affiliation available to you.

The timing of this organisational enhancement coincided with the development of the new 2010-15 Strategic Plan that will define how Tennis Victoria will continue to ensure tennis remains one of Victoria's premier sports. Stakeholders from the Tennis Victoria Board and Council, Tennis Australia, affiliates and government were surveyed to test the validity of our current goals.

An independently facilitated workshop assisted Tennis Victoria's Board and management team with the development of a new set of strategic goals, strategies and targets for the next five years that reflect the input of our stakeholders and the current tennis environment.

This year Tennis Victoria relocated offices to be within Melbourne's newest stadium, AAMI Park. We now have a facility that has created a better working environment with access to modern amenities. A small but functional library is also being installed where members can view resources and historical information.

I would like to acknowledge the support of all our stakeholders whose relationships are vital in ensuring we are able to make tennis a part of every Victorian's life. These valuable relationships include government, clubs, Associations, commercial centres, Tennis Australia, sponsors and the tireless work of volunteers who contribute enormously to our sport.

Thank you also to my staff. They continue to inspire me with their skills and dedication.

Ian Clark
Chief Executive Officer

The Tennis Victoria Team

1. Jonathan Wong – Competitions and Tournaments Administrator
2. Phoebe McWilliams – Membership Services Officer
3. Meg Saxon – Coach Development Assistant
4. Julian O'Donnell – Community Tennis Officer – Metropolitan South
5. Karl Davies – Coach Development Coordinator
6. Peter Bicknell – Membership Manager
7. Jason Simmons – Junior Competitions and Tournaments Manager
8. Ian Clark – Chief Executive Officer
9. Tamatha Harding – Executive Manager - Community Tennis
10. Nick Hinneberg – Executive Manager – Tennis Operations
11. Tim Hatzi – Club and Programs Coordinator
12. Heath Mason – Finance Manager
13. Adam Feiner – Community Tennis Officer – Regional East
14. Lisa Winkler – Marketing Coordinator
15. Simon Thompson – Facility and Environment Manager
16. Shelley Snow – Membership Services Officer
17. Debbie Evangelidis – Finance Officer
18. Danielle Russom – Community Tennis Officer – Metropolitan East
19. Ashley Naumann – Talent Development Manager
20. Aaron Higginbotham – Community Tennis Officer – Metropolitan West
21. Adam Crameri – Programs Manager
22. Matthew Sluggett – Community Tennis Officer – Metropolitan South/East
23. Chris Larkin – Open Competitions and Tournaments Manager
24. Kylie Webster – Marketing Manager
25. Tanya Mason – Reception/Administration
26. Nick Whitefield – Community Tennis Officer – Metropolitan North

Absent

- Jessica Hartland – Community Tennis Officer – Regional West

Tennis Victoria would like to thank and acknowledge the following people for their contribution during the 2009/10 financial year:

- Matthew Gregory
- Hayley Buchanan
- Giselle De Bartolo
- Tim Bray





10

11

14

15

22

23

25

26



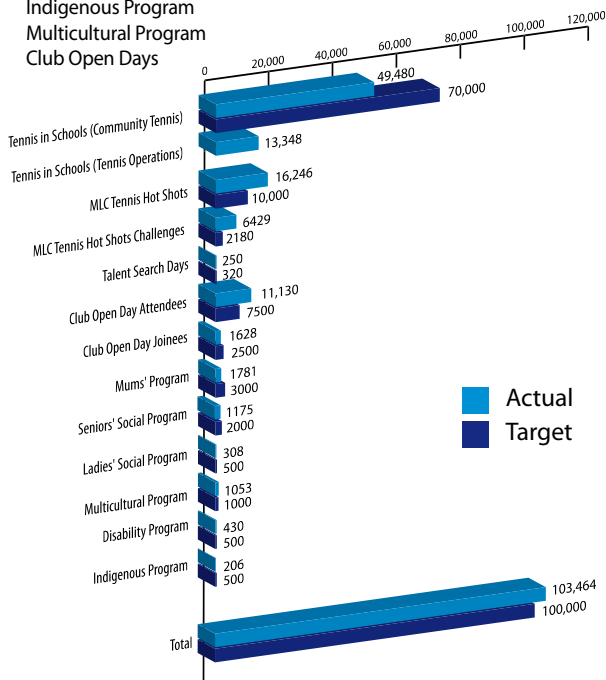
© Photographer: Frontline

Strategic Goal 1

To grow and retain people's involvement through the promotion of tennis as a positive experience

Access Opportunities

- Tennis in Schools
- MLC Tennis Hot Shots
- MLC Tennis Hot Shots Challenges
- Mums' Program
- Ladies' Social Program
- Seniors' Social Program
- Disability Program
- Indigenous Program
- Multicultural Program
- Club Open Days



Access Targets

100,000 participants per year accessing the opportunities by 2010

2009/10 Target: 100,000

2009/10 Actual: 103,464

Of the participants who accessed one of the above programs, there was a 13% (or 13,450) conversion into membership or further coaching.

Continual Growth

The focus for 2009/10 was to grow and retain people's involvement in tennis as a positive experience and Tennis Victoria engaged 103,464 participants through its targeted participation programs. The continual development of the MLC Tennis Hot Shots program

provided more playing opportunities for juniors as more clubs and coaches delivered the program. Having more clubs and coaches building relationships with local schools provided increased pathway opportunities for juniors to participate in tennis at a club level.

In conjunction with Tennis Australia, Tennis Victoria partnered with the Active After-school Communities (AASC) program to offer traditionally inactive children an opportunity to play MLC Tennis Hot Shots. After being successfully piloted in Victoria, the program has been rolled out nationally, allowing tennis to be proactive and provide a structured and more consistent developmental program in transitioning students through to their local tennis clubs. 2009/10 also saw the most successful year coordinating the Club Open Day program, with over 180 clubs hosting an open day.

VicHealth Partnership – Participation in Community Sport and Active Recreation

Tennis Victoria's partnership with VicHealth's Participation in Community Sport and Active Recreation (PICSAR) grants program has resulted in many key achievements including strengthened relationships with the Regional Sports Assemblies, which has resulted in all nine becoming involved in the Regional Development Officer program.

In addition, the PICSAR program has helped to facilitate the growth of the Multicultural Program, providing opportunities for newly arrived community groups to use tennis as a vehicle to assist in breaking down language and social connectedness barriers, improve settling into the country, build confidence and establish friendships. Strengthened relationships with the Adult Multicultural Education Service (AMES), Sprit West Services, Sudanese Australian Integrated Learning (SAIL) program, Sports Without Borders and Centre for Multicultural Youth also ensured further development of the program.

The Dandenong Tennis Club is one club benefiting from these relationships as they are now coordinating an ongoing Sunday social tennis program for all local community groups after successfully delivering the Multicultural Program. Tennis Victoria will continue to build new partnerships with local organisations and tennis clubs to ensure further development of the program for new arrival community groups.

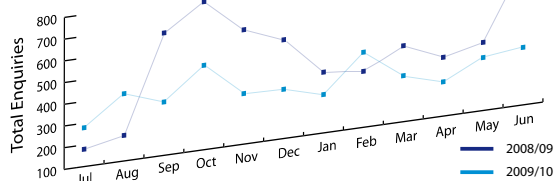
New Initiatives

The Sports Development Program, a joint initiative between Tennis Victoria, Victoria University and Sports Education and Development Australia (SEDA) was offered for the first time in 2010. Developed to provide young people with qualifications and experience to pursue a career in the sport and recreation industry, the program had 23 students enrol for 2010. The students were given the opportunity to partake in professional development such as a referees and officials course, coach education and provide assistance at various Tennis Victoria events such as Moomba. Many of these students are also contributing to the sport by working at their local tennis club, volunteering their time to assist the committee and coach(es). Tennis Victoria is committed to developing the program, ensuring there are increased opportunities to have young volunteers assist at clubs.

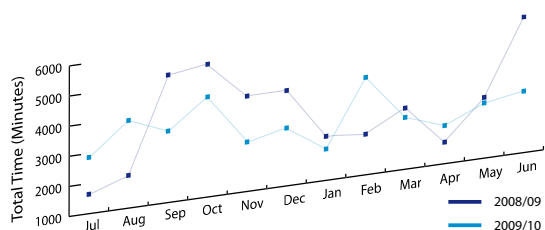


At the conclusion of the 2006-10 Strategic Plan, Tennis Victoria successfully introduced 10 access opportunities and engaged 103,464 participants through those opportunities. Many new partnerships and initiatives were developed over the course of the Strategic Plan including the AASC program, SEDA and the Regional Sports Assemblies. These partnerships allowed Tennis Victoria to deliver a variety of initiatives that supported the growth of tennis throughout Victoria.

Total Comparison - number of enquiries by month



Total Comparison - time spent on enquiries by month



Increase Community Awareness

In 2009/10 the Community Tennis Department spent 680 hours fielding 5742 enquiries from our affiliates and the general public to provide them with the necessary information to access Tennis Victoria's programs and services and the playing opportunities provided by our affiliates.

A focus for the 2009/10 year was to increase communication to both members and non-members to raise awareness of Tennis Victoria and the opportunities to play tennis.

An e-communications strategy was developed and implemented, resulting in our members receiving more timely and relevant communications than ever before. The Club Ambassador e-newsletter is distributed to over 2000 club administrators on the first Wednesday of every month and has achieved an average open rate of 26%. Hot off the Court is distributed to over 20,000 members on the third Thursday of every month and has achieved an average open rate of 23%.

Tennis Victoria has grown its electronic non-member database by approximately 5000 records in the past 12 months. This was achieved partly through setting up interactive sites at key public events, such as Moomba, and collecting details, whilst the majority was collected through the 'Win the Ultimate Australian Open 2010 Men's

Final Experience' online campaign conducted from November 2009 through to January 2010. This campaign not only allowed Tennis Victoria to build its non-member database and communicate the opportunities to play tennis to a wider audience, but it also delivered over 700 player prospects to affiliated clubs across Victoria.

Tennis Victoria communicated information about Tennis Victoria and the opportunities to play tennis to these non-members through an e-communication called 'It's everybody's sport'. Communications were sent prior to the start of each term as well as at appropriate times when there was a key 'tennis' message to convey. These communications have achieved an average open rate of 35%.

A publicity strategy was also formulated and subsequently implemented to achieve regular tennis-related articles in local papers across the state. We were able to determine that more than 65% of the media releases distributed received coverage in print or broadcast media, which is up from 55% in 2008/09. In addition, Tennis Victoria has developed a strong relationship with 1116 SEN radio's First Serve Tennis Show, which has allowed us to highlight grassroots tennis to a large audience on a weekly basis.

In the four years of the 2006-2010 Strategic Plan, Tennis Victoria has gone from little or no communication to members and non-members to regularly communicating Victorian tennis information to over 25,000 people. This is in addition to readers of our existing hard copy publications such as the Victorian Tennis News and the Annual Report which we have continued to produce.

Strategies to Increase the Conversion Rate of Participants

Tennis Victoria, in conjunction with Wilson, conducted a new campaign in an effort to capture participant details (target 70,000) for our hugely successful Tennis in Schools (TIS) program and encourage students to continue playing tennis back at their local club.

Whilst the promotion did not meet the initial purpose of collecting TIS participant details (due to the campaign relying on primary schools to pass the information on), a very positive outcome was still achieved. Through the school survey component, 153 schools requested to be contacted by Tennis Victoria to discuss introducing tennis activities at their school. Tennis Victoria and SEDA are now conducting tennis activities at as many of these schools as practically possible, linking schools to clubs and also encouraging students back to their local club.

Through the changes in Tennis Victoria's membership structure and the introduction of new information technology platforms over the four years of the Strategic Plan, Tennis Victoria is, for the first time, able to start tracking people's involvement in our sport. As these systems continue to develop and more and more data is collected, collated and analysed, Tennis Victoria will have a powerful resource to draw upon to grow the sport and continue to give back to our members.





Strategic Goal 2

To maximise the contribution to the sport of tennis by engaging the entire tennis community, current and potential

Enhance the Current Membership Structure

The 2009/10 affiliation year saw the successful introduction of the family registration category. The category was developed based on feedback received in the 2008/09 club surveys which indicated there was a large range of club definitions as to what constituted a family membership in the marketplace. This new category provides clubs with the flexibility to define what a 'family membership' is and reflect club membership trends without affecting Tennis Victoria's ability to reinvest in the sport.

There were a total of 18,669 family members registered in 2009/10. The minimum requirement to create a family membership registration was three primary members at the same club with one address nominated. The price for this category was set at the equivalent of three individual memberships, however the average number of members that made up a family membership for 2009/10 was 4.1 for metropolitan clubs and 3.8 for country clubs. The category provides good value to members and supports the value for money offered by a club's family membership.

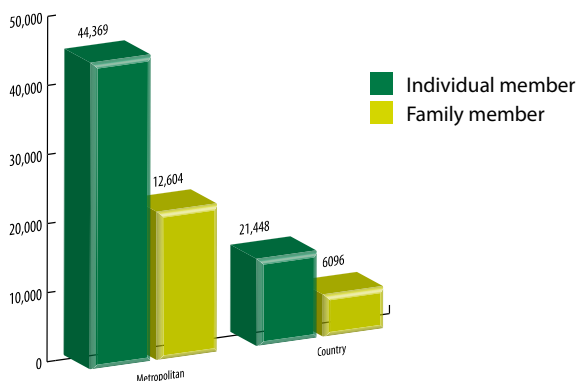
During 2009/10, Tennis Victoria continued to conduct player focused research to determine the value and relevance of member benefits through the 'Hot of the Court' e-newsletter. An online survey revealed the three 'favourite' benefits as rated by current members are Australian Open/Series priority ticketing, the Davis Cup pre-sale and AAMI Classic preferential ticketing.

Australian Open priority ticketing was offered again as a benefit to Tennis Victoria members in 2009/10. A total of 5562 tickets were purchased by Tennis Victoria members during the pre-sale period. Tennis Victoria, in conjunction with Tennis Australia, is pleased to offer this key member benefit again in 2010/11.

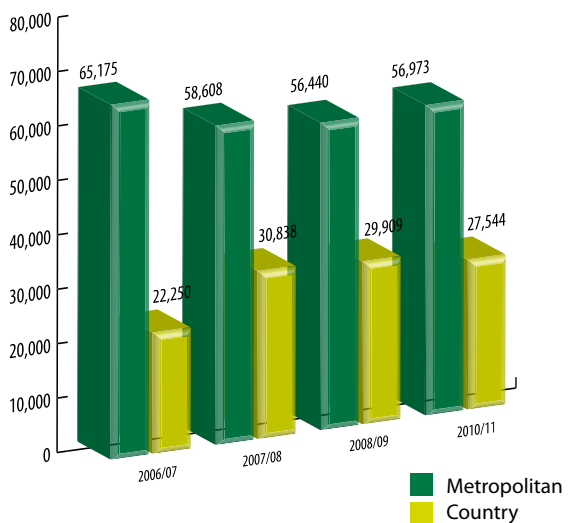
Registration Numbers

2009/10 Target: 88,670
2009/10 Actual: 84,517

2009/10 Registration Numbers by Category



Total Registration Numbers – Country vs Metropolitan



IT Systems

In July 2009, Tennis Victoria became the first state to introduce the new My Tennis membership management system. Developed in partnership with Tennis Australia and our counterparts in other states, the membership management system provides clubs with a number of features to assist with the administration of their membership, whilst also making it easier for players to become a member of a club.

Some of these features include providing player members with the ability to renew/join online and update their details by logging in to their own membership profile. Clubs can also view membership reports and communicate quickly and easily with members through email and SMS functionality.

Since it was introduced in July 2009, 121 clubs in Victoria have begun using My Tennis and are experiencing the benefits of managing their membership more easily. Tennis Victoria has captured a large amount of user and non-user feedback through the My Tennis helpdesk, training sessions and club visits. This ongoing feedback will enable us to continue making recommendations on functionality, enhancements and improvements to the benefit of all users.

Functionality looking to be implemented includes a report writing tool, access to a merchant facility and the integration of the Tournament Planner software. Ongoing support will be provided to clubs through training and development opportunities, the My Tennis helpdesk and promotional material designed to assist clubs to maximise the use and benefits of the system.





Strategic Goal 3

To promote a welcoming, sustainable and quality tennis environment

The Environment

Tennis Victoria supported clubs to achieve considerable water savings during Stage 3a water restrictions and clubs are to be congratulated for their water saving efforts. Although water restrictions have now eased, Tennis Victoria will continue to help clubs access alternative water sources, conduct regular court treatments and align club operations with Water Conservation Plans.

Tennis Victoria's partnership with the water retailers has seen the process for Water Conservation Plans become simpler, with court treatments no longer mandatory if clubs continue to achieve a minimum 50% water saving.

Facility Development

Tennis Victoria's Facilities Planning Framework is the key document providing strategic direction for facility development in Victoria. Completed in December 2008, the framework recommends a number of actions, some of which Tennis Victoria has achieved or is looking to prioritise over the coming months.

One of the recommendations of the Framework relates to the population growth and ageing infrastructure in north west metropolitan Melbourne. A major focus for Tennis Victoria has been the development of the North West Metropolitan Regional Facility Strategy. Funding received from the state government has helped develop this strategy, which identified opportunities to minimise gaps in facility provision whilst considering the existing infrastructure and its utilisation.

State government funding was also used to help produce the Tennis Facilities Planning Guide, a resource for clubs and local governments to use when planning the construction or redevelopment of tennis facilities. The guide is an information resource to ensure facilities are planned and developed appropriately to meet all tennis stakeholders' needs.

Club and Organisation Development

Tennis Victoria's Best Practice Guidelines have evolved into the **Game Set Match** website which was launched in January 2010. **Game Set Match** supports clubs in the area of business operations, facility development, financial management, participation programs, volunteer management, coaching and officiating, player development and the environment.

This club development resource has developed rapidly since it was trialled last year, and continues to help increase the long-term sustainability of tennis clubs. Over 60 clubs state-wide have signed up to use the program and are working towards achieving the **Game** level. Once clubs complete the minimum standard requirements of the **Game** level, they will work towards completing the intermediate standard requirements of the **Set** level, followed by the benchmark operating guidelines of the **Match** level, ultimately achieving **Game Set Match**.

The Club Ambassador Success Stories booklet was again produced for 2009, demonstrating 21 achievements of volunteers and Club Ambassadors. Achievements such as increasing membership, facility development and creating a welcoming environment for people from diverse backgrounds were all recognised.

Engaging Local Government

Tennis Victoria has built significant relationships with a number of Local Government Areas (LGAs) across Victoria. One example of this is the North West Metropolitan Regional Facility Strategy working group. The working group includes a number of LGAs to ensure a collaborative approach to the strategy is taken. Working strategically with local and state governments has also resulted in major facility investments into Victorian tennis infrastructure to the value of **\$19,672,092** over the past 12 months.

Importantly, the majority of local government tennis forums are now run in conjunction with Tennis Victoria staff who are able to present important information, including the benefits of affiliation.

Engage State and Local Governments and Corporate Sector

The Neale Fraser Foundation - Tennis Bushfire Appeal resulted in over \$36,000 being granted to bushfire affected tennis communities.

Tennis has been able to continue to support these communities through morale-lifting activities such as a day visit to the December Showdown (Melbourne Park) and providing access to Australian Open 2010. Further grants enabled the preparation of condition reports for submission to the Victorian Bushfire Recovery Agency and we are continuing to support the Kinglake Ranges Tennis Club who are about to embark on the redevelopment of their central venue.

The support shown by the tennis community for this cause has been outstanding and the affected communities are truly thankful and humbled by the level of support shown.

During 2009/10 Tennis Victoria continued to work with and service corporate sponsors including Wilson, Momentum Energy, the AAMI Classic and Prelli Racquets. Prelli Racquets renewed their sponsorship with Tennis Victoria for a further 12 months and became the 'Support Sponsor of Tennis Victoria's Talent Development Program'.



Strategic Goal 4

In partnership with our stakeholders to be the leader within Australia developing world class junior players

Player Pathway

Tennis Victoria's player development department continued to provide aspiring juniors with program opportunities to maximise their tennis development. During 2009/10 the pathway was further consolidated into a national framework. From our grassroots talent identification programs such as Talent Search, right through to the pinnacle national program, the AIS Pro Tour, players have clearly defined entry and exit points for all levels of their training.

Tennis Victoria's elite junior training program, the State Academy Victoria, helped many players to achieve great success throughout 2009/10. Through on-court training, sports science and a range of interstate tennis tours, the Australian Ranking of many Academy players continued to improve as illustrated by the graphs. Many of these players competed in national championships, capturing a number of singles and doubles titles.

The foundation for much of this success is Tennis Victoria's support of juniors starting out on the player pathway. Through our Talent Search and Development Program, over 500 juniors were provided with an introduction to a range of development opportunities, culminating with Tennis Victoria's highly successful Talent Development Program for players aged 12/u. This structure continues to lead the country with the highest number of junior players achieving national criteria.

The Advantage Program, now in its second year, continues to provide the next tier of aspiring players with the recognition and motivation to help them strive to improve their game. Tennis Victoria recognises the role that the private market plays in the development of players and continues to develop strong relationships in this area through the engagement of stakeholders, including private coaches, tennis schools and other tennis deliverers.

Tournaments and Competitions

Through a range of tennis events, including competitions and tournaments, Tennis Victoria provided support for over 260 unique opportunities to play tennis within the state.

One of the significant focus areas this year was the review of Tennis Victoria's flagship inter-club competition, Pennant. Following a stakeholder review, Pennant underwent some significant changes to ensure the competition continued to meet the needs of the tennis community. This included the creation of a new Premier League competition with a shorter season and a more contemporary playing format to be launched this coming spring. Our inter-Association competition, Junior Pennant, catered to over 800 juniors from each of the nine participating Associations.

Striking a balance between the provision of competitions, Australian Ranking point tournaments and the myriad of other tennis events continues to provide a challenge each calendar year. In 2009/10, Tennis Victoria sought to maintain an appropriate number of Australian Ranking points tournaments without clashing with other important events such as Regional Team Events, the Inter-regional Country Championships, the Victorian Country Tennis Association (VCTA) Country Week and the VCTA Junior Squad Masters. Tennis Victoria will continue to undertake research and consult its stakeholders to ensure the tennis community is provided with a broad range of diverse tennis events that caters to all ages and playing abilities.

Support of Tennis Coaches

During 2009/10 the number of registered and qualified tennis coaches in Victoria rose to over 870. Coaches remain an invaluable resource to deliver the sport as well as act as ambassadors for tennis in the marketplace. In order to help grow the sport at all levels, training courses and ongoing professional development are vital for this group.

Over the past 12 months, approximately 200 participants were involved in the following courses:

Course	Number offered
Introduction to MLC Tennis Hot Shots	1
Orientation to MLC Tennis Hot Shots	3
Junior Development	4
Club Professional	2
High Performance	1

Tennis Victoria continues to maintain a strong working relationship with the Tennis Coaches Australia – Victoria (TCA-V) to ensure local Victorian coaching matters are addressed.

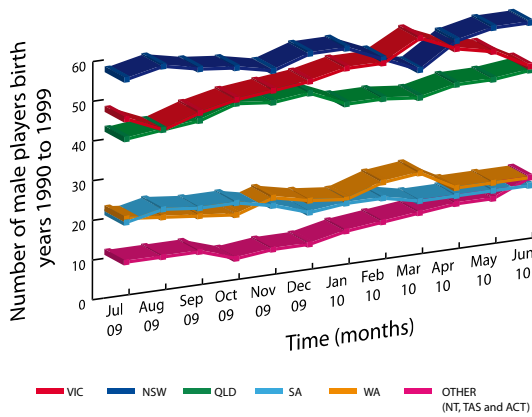
At the conclusion of the 2006–10 Strategic Plan, Tennis Victoria exceeded its four-year player development target of having more than 25% of all female players ranked in the top 20 (in a range of junior birth years), with a final result being 31%. The boys Victorian ranking result was 23%, but was as high as 32% against a four-year target of 35%.

In the four years of the Strategic Plan, Tennis Victoria set a target of increasing the number of Victorian juniors (both boys and girls) ranked in the top 800 for ITF juniors by 10%. Due to a restructure of the National Academy program in 2008, whereby Tennis Victoria split from Academy funding, there was limited involvement in ITF junior events. Because of this change in focus, Tennis Victoria finished with only eight girls and six boys within the ranking range.

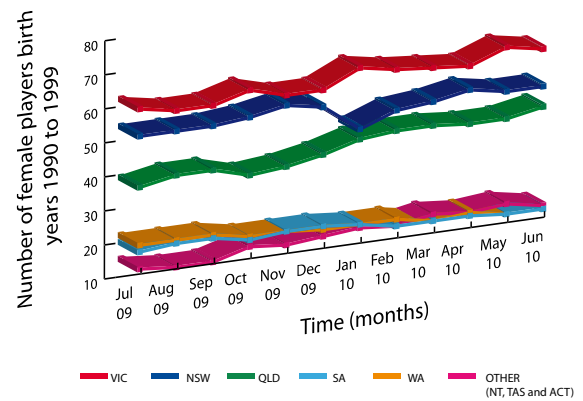
Finally, a target was set to ensure that 25% of the National Academy training positions were occupied by Victorian athletes. The overall number of Victorian athletes achieving training positions and national criteria was the highest in Australia, with an overall result of 30%. Throughout the four-year period, this figure ranged from 26% to 36%.



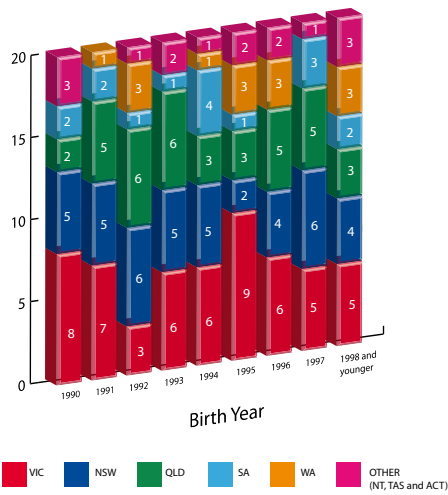
Australian State Ranking Comparison – Boys



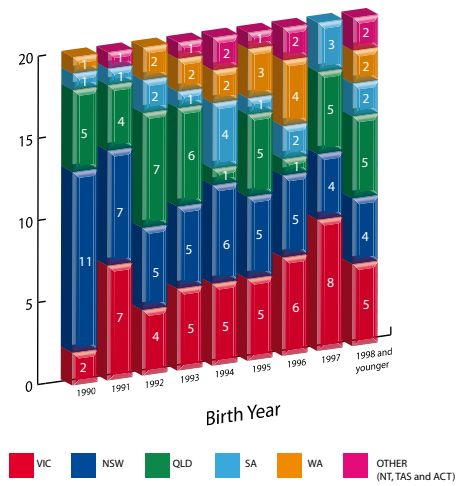
Australian State Ranking Comparison – Girls



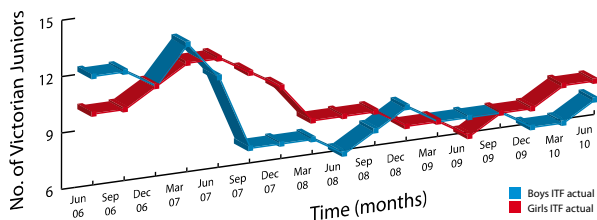
Girls Top 20 Australian Ranking (December 2009) – Target 6



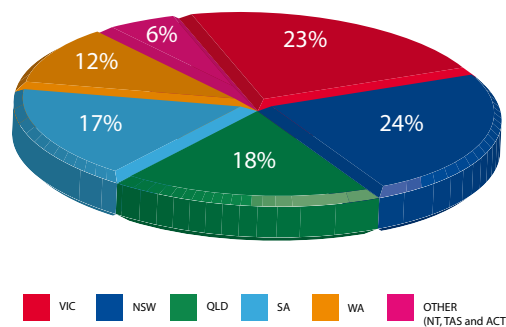
Boys Top 20 Australian Ranking (December 2009) – Target 6



ITF Junior Rankings – Top 800 (Boys and Girls Jun 06 - Jun 10)



Percentage of Athletes on National Criteria by State (December 2009)





Strategic Goal 5

To motivate excellence in staff performance and to ensure that a high standard of corporate governance is delivered

Continue to Implement Contemporary Management Practices

Tennis Victoria's 2006-10 Strategic Plan formed the basis of the organisation's yearly work plan. Each year staff reviewed the key strategies required to achieve the overall strategic goals and created annual plans containing the specific actions necessary to deliver the key strategies.

Tennis Victoria's 2006-10 Strategic Plan was built on an understanding of its operating environment in June 2006. In order for the organisation's direction to remain contemporary, it was necessary to conduct a review of the plan to determine how Tennis Victoria would continue to ensure tennis remained one of Victoria's most popular sports.

In March 2010 an extensive review of our current Strategic Plan began. Stakeholders including Tennis Victoria's Board and Council, Tennis Australia, government and affiliated clubs and Associations were surveyed to test the validity of our current goals. We received valuable feedback as to the direction we should be taking when developing the 2010-15 Strategic Plan.

This information, together with the industry knowledge of our senior staff, was presented to the Board during an independently facilitated workshop in June. During this workshop it became evident that Tennis Victoria's operating environment had changed significantly over the last four years. It was also very pleasing to learn that we were held in high regard by the state government and its agencies. As a result of this extensive consultation process, Tennis Victoria will launch its new 2010-15 Strategic Plan in the new financial year.

Monitor Tennis Victoria's Governance Practices via its Audit and Governance Subcommittee

Tennis Victoria's ability to monitor and manage risks has once again proven extremely beneficial throughout 2009/10. We are pleased to be in a position to report the downgrading of a number of risks to both Tennis Victoria and the wider tennis community. These include:

- The impact of water restrictions on tennis facilities.
- Addressing the decline in facility standards through the launch of Tennis Victoria's Facilities Planning Framework within north west metropolitan Melbourne.
- An upgrade to our information technology infrastructure means we are being managed within Tennis Australia's extensive network.

Given the system of risk management is now well established, we are confident that future risks will be quickly identified and mitigated.

Provide Opportunities for Personal and Organisational Development for Staff

Each year managers undertake a performance and professional development review with all staff members. The intention of these reviews is to provide feedback on achievements and determine where support is necessary to ensure personnel are equipped to succeed in their individual roles. This has two benefits – it assists Tennis Victoria achieve its key strategies and also builds skills and capabilities of staff. This year Tennis Victoria provided development opportunities in the following areas:

- A three-day new staff induction program. This was a whole of organisation program that coincided with the introduction of new staff and included an Orientation to Coaching course for all involved. In addition, internal and external stakeholders were included to provide a holistic approach to the induction.
- Attendance at various industry conferences such as the bi-monthly Sport Development Officer meetings run by Sport and Recreation Victoria, VicHealth partner meetings and the Parks and Leisure Australia conference.
- Community Tennis workshops with other Member Associations, in particular the work with Queensland and New South Wales to create efficiencies in program delivery.
- Leading and Managing for Results through Leadership Management Australia for Adam Cramer to support him with the influx of new Community Tennis Officers who report directly to him.
- Heath Mason completed the 'Case in Point' program run by Harvard Business Publishing.





Financial Report

Victorian Tennis Association Inc.
ABN 29 757 304 158

Trading as Tennis Victoria

Financial Report
For the Year Ended 30 June 2010

Board of Management Report

Your Board of Management (Board) members submit the financial report of the Victorian Tennis Association Inc. for the financial year ended 30 June 2010.

Board Members

The names of members throughout the year and at the date of this report are:

- David Stobart (President)
- Geoff Stone (Vice President)
- John Bryan FCA (Treasurer)
- Anne Baldwin
- Greg Cooke (to October 2009)
- Peter Cuxson
- Maria Keys
- Warren Maher
- Susie Norton
- Graeme Williams
- Andrew King (since October 2009)

Principal Activities

The principal activities of the Association during the financial year were the promotion and development of the game of tennis in Victoria. These activities were conducted under the registered trading name of Tennis Victoria.


Significant Changes

No significant change in the nature of these activities occurred during the year.

Operating Result

The operating result for the year ended 30 June 2010 was a surplus of \$217,684.

Signed in accordance with a resolution of the Members of the Board.



David Stobart
President
6 September 2010

Statement of Comprehensive Income for the Year Ended 30 June 2010

	Note	2010 \$	2009 \$
Revenue			
Membership and affiliation fees		1,787,684	1,718,515
Government grants		342,314	399,210
Tennis Australia grants		884,647	531,568
Sponsorships		45,419	48,764
Technical services fees		13,393	25,750
Athlete development fees		132,974	74,841
Competitions and tournaments entry fees		119,674	129,004
Interest received		16,475	25,743
Dividends and distributions received		32,244	21,496
Capital surplus / (deficit) on disposal of assets		(36,763)	(6,367)
Other income		69,666	78,616
Total Revenue		3,407,727	3,047,140
Expenses			
Community Tennis			
Services to affiliates		407,201	406,903
Grants to affiliates		130,361	80,788
Programs		224,285	286,270
		761,847	773,961
Tennis Operations			
Competitions and events		150,793	133,290
Player development		234,917	169,226
		385,710	302,516
Corporate Services			
Employee benefits		1,550,931	1,592,150
Communications		106,106	129,568
Depreciation and amortisation		37,447	25,368
Operating lease		11,887	11,887
Drought relief grant		-	3,011
Administration		336,115	364,374
		2,042,486	2,126,358
Total Expenses		3,190,043	3,202,835
Surplus/(Deficit) from Operations	2	217,684	(155,695)
Other Comprehensive Income			
Net surplus / (deficit) on revaluation of financial assets		114,736	(131,039)
Total Comprehensive Income Attributable to Members		332,420	(286,734)

The accompanying notes form part of these financial statements.



Financial Report

Statement of Financial Position as at 30 June 2010

	Note	2010 \$	2009 \$
Assets			
Current Assets			
Cash and cash equivalents	5	935,125	755,626
Trade and other receivables	6	219,207	257,665
Inventories	7	115,570	90,824
Other current assets	8	160,521	215,825
Total Current Assets		1,430,423	1,319,940
Non-Current Assets			
Receivables	6	-	10,000
Financial assets	9	742,611	687,885
Equipment	10	227,711	167,542
Total Non-Current Assets		970,322	865,427
Total Assets		2,400,745	2,185,367
Liabilities			
Current Liabilities			
Trade and other payables	11	373,870	510,792
Employee benefits payable	12	105,905	75,508
Total Current Liabilities		479,775	586,300
Non-Current Liabilities			
Employee benefits payable	12	51,952	43,768
Other liabilities	13	-	13,400
Total Non-Current Liabilities		51,952	57,168
Total Liabilities		531,727	643,468
Net Assets		1,869,018	1,541,899
Members' Funds			
Reserves	14	1,198,664	1,084,926
Accumulated surplus		670,354	456,973
Total Members' Funds		1,869,018	1,541,899

The accompanying notes form part of these financial statements.

Statement of Changes in Equity for the Year Ended 30 June 2010

	Accumulated Surplus	Financial Assets Reserve	General Reserves	Total
	\$	\$	\$	\$
Balance at 1 July 2008	620,430	(179,923)	1,401,996	1,842,503
Surplus / (Deficit) attributable to members	(155,695)			(155,695)
Net movement in Moffatt Awards Fund			(477)	(477)
Net movement in Natural Damage Fund			(7,000)	(7,000)
Net movement in Neale Fraser Foundation			1,369	1,369
Transfers to and from reserves	(7,762)			(7,762)
Revaluation increment / (decrement)		(131,039)		(131,039)
Balance at 30 June 2009	456,973	(310,962)	1,395,888	1,541,899
Surplus / (Deficit) attributable to members	217,684			217,684
Net movement in Moffatt Awards Fund			(808)	(808)
Net movement in Natural Damage Fund			(4,000)	(4,000)
Net movement in Neale Fraser Foundation			3,810	3,810
Transfers to and from reserves	(4,303)			(4,303)
Revaluation increment / (decrement)		114,736		114,736
Balance at 30 June 2010	670,354	(196,226)	1,394,890	1,869,018

The accompanying notes form part of these financial statements.



Statement of Cash Flows for the Year Ended 30 June 2010

	Note	2010 \$	2009 \$
Cash flows from operating activities			
Receipts from affiliates		1,818,790	1,500,935
Operating grants receipts		1,288,870	1,017,345
Dividends and distributions received		32,244	21,496
Other receipts		336,569	482,847
Payments to suppliers and employees		(3,220,379)	(3,185,351)
Interest received		16,475	25,743
Net cash provided by operating activities	18	272,569	(136,985)
Cash flows from investing activities			
Purchase of investment securities		(174,866)	(45,396)
Purchase of equipment		(112,225)	(63,240)
Proceeds from disposal of investment securities		190,295	16,633
Proceeds from disposal of equipment		22,427	-
Movement of General Reserves	14	(5,301)	(13,870)
Net cash provided by (used in) investing activities		(79,670)	(105,873)
Cash flows from financing activities			
Repayment of borrowings		(13,400)	-
Net cash provided by (used in) financing activities		(13,400)	-
Net increase (decrease) in cash held		179,499	(242,858)
Cash at beginning of year		755,626	998,484
Cash at end of year	5	935,125	755,626

The accompanying notes form part of these financial statements.



Notes to the Financial Statements for the Year Ended 30 June 2010

The financial statements cover Victorian Tennis Association Inc. as an individual entity. Victorian Tennis Association Inc. is an Association incorporated in Victoria under the Associations Incorporation Act 1981.

Note 1 Summary of significant accounting policies

Basis of Preparation

The financial statements are general purpose financial statements that have been prepared in accordance with Australian Accounting Standards, Australian Accounting Interpretations and the Associations Incorporation Act 1981.

Australian Accounting Standards set out accounting policies that the AASB has concluded would result in financial statements containing relevant and reliable information about transactions, events and conditions to which they apply. Compliance with Australian Accounting Standards ensures that the financial statements and notes also comply with International Financial Reporting Standards. Material accounting policies adopted in the preparation of these financial statements are presented below and have been consistently applied unless otherwise stated.

The financial statements have been prepared on an accruals basis and are based on historical costs, modified, where applicable, by the measurement at fair value of selected non-current assets, financial assets and financial liabilities.

Accounting Policies

a. Income Tax

The Association is exempt from income tax.

b. Inventories

Inventories are measured at the lower of cost and net realisable value.

c. Property, Plant and Equipment

Each class of property, plant and equipment is carried at cost or fair value as indicated less, where applicable, any accumulated depreciation and impairment losses.

Plant and Equipment

Plant and equipment are measured on the cost basis less depreciation and impairment losses. The carrying amount of plant and equipment is reviewed annually by directors to ensure it is not in excess of the recoverable amount from these assets. The recoverable amount is assessed on the basis of the expected net cash flows that will be received from the assets' employment and subsequent disposal. The expected net cash flows have been discounted to their present values in determining recoverable amounts.

Depreciation

The depreciable amount of all fixed assets, including buildings and capitalised lease assets, is depreciated on a straight-line basis over the asset's useful life commencing from the time the asset is held ready for use. The depreciation rates used for each class of depreciable assets are:

Class of Fixed Asset	Depreciation Rate
Office equipment	15-33%
Furniture and fittings	7-20%
Technical and tournament equipment	3-33%

The assets' residual values and useful lives are reviewed and adjusted, if appropriate, at each balance date. An asset's carrying amount is written down immediately to its recoverable amount if the asset's carrying amount is greater than its estimated recoverable amount. Gains and losses on disposals are determined by comparing proceeds with the carrying amount. These gains and losses are included in the statement of comprehensive income. When revalued assets are sold, amounts included in the revaluation relating to that asset are transferred to retained earnings.

d. Leases

Lease payments for operating leases, where substantially all the risks and benefits remain with the lessor, are charged as expenses on a straight-line basis over the lease term.

e. Financial Instruments

Initial recognition and measurement

Financial assets and financial liabilities are recognised when the entity becomes a party to the contractual provisions to the instrument. For financial assets, this is equivalent to the date that the Association commits itself to either purchase or sell the asset (i.e. trade date accounting is adopted).

Classification and subsequent measurement

Financial instruments are subsequently measured at either fair value, amortised cost using the effective interest rate method or cost. Fair value represents the amount for which an asset could be exchanged or a liability settled, between knowledgeable, willing parties. Where available, quoted prices in an active market are used to determine fair value. In other circumstances, valuation techniques are adopted.

Financial assets at fair value through profit or loss

Financial assets are classified at 'fair value through profit or loss' when they are held for trading for the purpose of short-term profit taking, where they are derivatives not held for hedging purposes, or when they are designated as such to avoid an accounting mismatch or to enable performance evaluation where a group of financial assets is managed by key management personnel on a fair value basis in accordance with a documented risk management or investment strategy. Such assets are subsequently measured at fair value with changes in carrying value being included in profit or loss.

Available-for-sale financial assets

Available-for-sale financial assets are non-derivative financial assets that are either not capable of being classified into other categories of financial assets due to their nature, or they are designated as such by management. They comprise investments in the equity of other entities where there is neither a fixed maturity nor fixed or determinable payments. Available-for-sale financial assets are included in non-current assets, except for those which are expected to be disposed of within 12 months after the end of the reporting period, which will be classified as current assets.

Impairment

At the end of each reporting period, the Association assesses whether there is objective evidence that a financial instrument has been impaired. In the case of available-for-sale financial instruments, a prolonged decline in the value of the instrument is considered to determine whether an impairment has arisen. Impairment losses are recognised in the statement of comprehensive income.

f. Impairment of Assets

At the end of each reporting period, the Association reviews the carrying values of its tangible and intangible assets to determine whether there is any indication that those assets have been impaired. If such an indication exists, the recoverable amount of the asset, being the higher of the asset's fair value less costs to sell and value-in-use, is compared to the asset's carrying value. Any excess of the asset's carrying value over its recoverable amount is expensed to the statement of comprehensive income.

Where it is not possible to estimate the recoverable amount of an individual asset, the Association estimates the recoverable amount of the cash-generating unit to which the asset belongs.

g. Employee Benefits

Provision is made for the Association's liability for employee benefits arising from services rendered by employees to the end of the reporting period. Employee benefits that are expected to be settled within one year have been measured at the amounts expected to be paid when the liability is settled, plus related on-costs.



h. Cash and Cash Equivalents

Cash and cash equivalents include cash on hand, deposits held at-call with banks, other short-term highly liquid investments with original maturities of three months or less.

i. Revenue and Other Income

Revenue is recognised when the right to receive it is established. Interest revenue is recognised on a proportional basis taking into account the interest rates applicable to the financial assets. All revenue is stated net of the amount of goods and services tax.

j. Goods and Services Tax (GST)

Revenues, expenses and assets are recognised net of the amount of GST, except where the amount of GST incurred is not recoverable from the Australian Taxation Office. In these circumstances the GST is recognised as part of the cost of acquisition of the asset or as part of an item of the expense. Receivables and payables in the statement of financial position are shown inclusive of GST. Cash flows are presented in the statement of cash flows on a gross basis, except for the GST components of investing and financing activities, which are disclosed as operating cash flows.

k. Comparative Figures

When required by Accounting Standards, comparative figures have been adjusted to conform to changes in presentation for the current financial year.

l. Trade and Other Payables

Trade and other payables represent the liability outstanding at the end of the reporting period for goods and services received by the Association during the reporting period, which remain unpaid. The balance is recognised as a current liability with the amounts normally paid within 30 days of recognition of the liability.

m. Provisions

Provisions are recognised when the Association has a legal or constructive obligation, as a result of past events, for which it is probable that an outflow of economic benefits will result and that outflow can be reliably measured. Provisions recognised represent the best estimate of the amounts required to settle the obligation at the end of the reporting period.

n. Key Estimates – Impairment

The Association assesses impairment at the end of each reporting period by evaluation of conditions and events specific to the Association that may be indicative of impairment triggers. Recoverable amounts of relevant assets are reassessed using value-in-use calculations which incorporate various key assumptions.

o. Key Judgments – Provision for Impairment of Receivables

Included in trade and other receivables at reporting date are debts the Board has deemed unlikely to be paid. Therefore, a provision for impairment has been made at 30 June 2010 of \$15,072 (2009: \$11,721).

p. Adoption of New and Revised Accounting Standards

During the current year, the Association has adopted all of the new and revised Australian Accounting Standards and Interpretations applicable to its operations which became mandatory. The adoption of these Standards has impacted the recognition, measurement and disclosure of certain transactions. The following is an explanation of the impact the adoption of these Standards and Interpretations has had on the financial statements of Victorian Tennis Association Inc.

AASB 101: Presentation of Financial Statements

In September 2007, the Australian Accounting Standards Board revised AASB 101, and as a result there have been changes to the presentation and

disclosure of certain information within the financial statements. Below is an overview of the key changes and the impact on the Association's financial statements.

Disclosure impact

The revised version of AASB 101 contains a number of terminology changes, including the amendment of the names of the primary financial statements.

Statement of comprehensive income

The revised AASB 101 requires all income and expenses to be presented in either one statement — the statement of comprehensive income, or two statements — a separate income statement and a statement of comprehensive income. The previous version of AASB 101 required only the presentation of a single income statement. The Association's financial statements now contain a statement of comprehensive income.

Other comprehensive income

The revised version of AASB 101 introduces the concept of 'other comprehensive income' which comprises of income and expense that are not recognised in profit or loss as required by other Australian Accounting Standards. Items of other comprehensive income are to be disclosed in the statement of comprehensive income. Entities are required to disclose the income tax relating to each component of other comprehensive income. The previous version of AASB 101 did not contain an equivalent concept.

q. New Accounting Standards for Application in Future Periods

The AASB has issued new and amended Accounting Standards and Interpretations that have mandatory application dates for future reporting periods and which the Association has decided not to early adopt. A discussion of those future requirements and their impact on the Association is as follows:

AASB 124: Related Party Disclosures

Applicable for annual reporting periods commencing on or after 1 January 2011.

This Standard removes the requirement for government-related entities to disclose details of all transactions with the government and other government-related entities, and clarifies the definition of a 'related party' to remove inconsistencies and simplify the structure of the Standard. No changes are expected to materially affect the Association.

AASB 2009-13: Amendments to Australian Accounting Standards arising from Interpretation 19 [AASB 1]

Applicable for annual reporting periods commencing on or after 1 July 2010.

This Standard makes amendments to AASB 1 arising from the issue of Interpretation 19. The amendments allow a first-time adopter to apply the transitional provisions in Standard 19. This Standard is not expected to impact the Association.

The Association does not anticipate early adoption of any of the above Australian Accounting Standards.



2010 **2009**
\$ \$

Note 2 Significant Revenue and Expenses

The following significant revenue and expense items are relevant in explaining the financial performance:

Revenue

VicHealth Grant: Partnerships for Health Scheme	208,080	136,000
Department of Planning and Community Development	88,750	71,250

Expenses

Insurance	245,360	239,409
Occupancy	98,974	104,758
Coaching Fees	129,916	95,492
Regional Development Officers	92,403	93,500

Note 3 Key Management Personnel Compensation

Short-term employee benefits	344,111	332,808
Post-employment benefits	31,222	30,967
	375,333	363,775

Note 4 Auditors' Remuneration

Remuneration of the auditor of the Association for auditing or reviewing the financial report	7,300	9,800
Other services	-	-
	7,300	9,800

Note 5 Cash and Cash Equivalents

Cash at bank and in hand	728,516	550,150
Short-term bank deposits	206,609	205,476
	935,125	755,626

The effective interest rate on short-term bank deposits is 5.6% (2009: 5.7%) and these deposits have an average maturity of 180 days.



	2010 \$	2009 \$
Note 6 Trade and Other Receivables		
Trade debtors	196,458	226,272
Other debtors	27,821	33,114
Loans receivable	10,000	10,000
Provision for doubtful debts	(15,072)	(11,721)
	219,207	257,665
Non-current assets classified as loans		
Loans receivable	-	10,000

No collateral is held as security for any of the trade and other receivable balances.

No collateral has been pledged for any of the trade and other receivable balances.

2010	Gross Amount	Past due and impaired	Past due but not impaired (days overdue)			Within initial trade terms
			31 - 60	61 - 90	> 90	
Trade debtors	196,458	15,072	27,765	15,853	33,575	104,193
Other receivables	37,821	-	-	-	-	37,821
Total	234,279	15,072	27,765	15,853	33,575	142,014
2009						
Trade debtors	226,272	11,721	-	-	5,360	209,191
Other receivables	43,114	-	-	-	-	43,114
Total	269,386	11,721	-	-	5,360	252,305



	2010 \$	2009 \$
Note 7 Inventories		
Inventories held for distribution	115,570	88,923
Inventories held for sale	-	1,901
	115,570	90,824
Note 8 Other Current Assets		
Accrued Income	28,246	65,657
Prepayments	132,275	150,168
	160,521	215,825
Note 9 Financial assets		
Available for sale financial assets comprise shares in listed corporations at market value	742,611	687,885
Note 10 Property, Plant and Equipment		
Office equipment at cost	212,492	233,540
Accumulated depreciation	(155,553)	(161,733)
	56,939	71,807
Furniture and fittings at cost	263,743	168,671
Accumulated depreciation	(97,291)	(73,355)
	166,452	95,316
Technical equipment at cost	26,608	21,389
Accumulated depreciation	(22,288)	(20,970)
	4,320	419
Total Equipment	227,711	167,542



Movements in Carrying Amounts

Movements in the carrying amounts for each class of equipment between the beginning and end of the current financial year

	Office Equipment	Furniture and Fittings	Technical Equipment	Total
	\$	\$	\$	\$
Balance at the beginning of year	71,807	95,316	419	167,542
Additions	11,934	95,072	5,219	112,225
Disposals	(14,609)	-	-	(14,609)
Depreciation and amortisation expense	(12,193)	(23,936)	(1,318)	(37,447)
Carrying amount at the end of the year	56,939	166,452	4,320	227,711

2010	2009
\$	\$

Note 11 Trade and Other Payables

Trade creditors and accruals	206,635	209,198
Income received in advance	167,235	288,723
Bushfire relief: held in trust	-	12,871
	373,870	510,792

Note 12 Employee Benefits Payable

Accrued annual and long service leave payable within 12 months

Opening balance	75,508	63,842
Expensed	(80,768)	(74,361)
Accrued	111,165	86,027
Closing balance	105,905	75,508

Accrued long service leave payable later than 12 months

Opening balance	43,768	29,050
Expensed	-	-
Accrued	8,184	14,718
Closing balance	51,952	43,768

Note 13 Other Liabilities

Loan from City of Casey	-	13,400
-------------------------	---	--------



	2010 \$	2009 \$
Note 14 Reserves		
General Reserves are comprised of the capital works fund, natural damage fund, Gordon Moffatt awards fund, Neale Fraser foundation and capital surplus reserve.		
Capital Works Fund	947,451	947,451
The Capital Works Fund is set aside for the future acquisition of our own facilities.		
Natural Damage Fund	18,250	22,250
The Natural Damage Fund is set aside for the financial assistance of affiliates whose facilities sustain damage as a result of natural events.		
Gordon Moffatt Awards Fund	13,783	14,591
The Gordon Moffatt Awards Fund provides awards in recognition of junior players' contributions to tennis and all round excellence, to assist with their development.		
Neale Fraser Foundation	12,286	8,476
The Neale Fraser Foundation has two components: The Facilities Development Fund will provide funding for affiliated tennis clubs to contribute towards the upgrade and or expansion of their club facilities. The Player Development Fund will provide grant opportunities for elite, Tennis Victoria registered, junior players to contribute towards their development.		
Capital surplus reserve	403,120	403,120
The capital surplus reserve was created following divestment of share of tennis centre.		
Financial assets reserve	(196,226)	(310,962)
The financial assets reserve records revaluation of available for sale financial assets to market value.		
Total Reserves	1,198,664	1,084,926

Note 15 Leasing Commitments

Operating lease commitments		
Payable: minimum lease payments	13,076	13,076
Between 12 months and 5 years	-	13,075
	13,076	26,151



2010	2009
\$	\$

Note 16 Contingent Liabilities

Estimate of the potential financial effect of contingent liabilities that may become payable:

-	5,000
---	-------

The 2009 comparative amount was in regard to the Association's dispute of the claim of a former employee regarding insufficient provision of adequate notice which has since been resolved. Exposure was limited to the excess payable upon Victorian Tennis Association Inc's insurance policy.

Note 17 Related Party Transactions

No Board member has any interest, direct or indirect, in any transaction, contract or proposed contract with the Association. The board members do not receive any remuneration other than reimbursement of expenses incurred in the performance of their duties as members of the board.

Note 18 Cash Flow Information

Reconciliation of cash flow from operations with surplus / (deficit)

Surplus / (deficit)	217,684	(155,695)
----------------------------	----------------	------------------

Cash flows excluded from surplus / (deficit) from operating activities

Non-cash flows in surplus

Depreciation	37,447	25,368
--------------	--------	--------

Net loss / (surplus) on disposal of assets	36,763	6,367
--	--------	-------

Change in assets and liabilities

(Increase) / decrease in trade receivables	38,458	(15,141)
--	--------	----------

(Increase) / decrease in prepayments	17,893	(12,434)
--------------------------------------	--------	----------

(Increase) / decrease in other assets	37,411	(54,407)
---------------------------------------	--------	----------

(Increase) / decrease in inventories	(24,746)	(27,037)
--------------------------------------	----------	----------

(Increase) / decrease in non-current receivables	10,000	10,000
--	--------	--------

Increase / (decrease) in trade and other payables	(136,922)	59,610
---	-----------	--------

Increase / (decrease) in employee benefits	38,581	26,384
--	--------	--------

Net cash flow from operating activities	272,569	(136,985)
--	----------------	------------------

Note 19 Financial Risk Management

a. Financial Risk Management

The Association's financial instruments consist mainly of deposits with banks, short-term investments, accounts receivable and payable. The Association does not have any derivative instruments at 30 June 2010. The main risks the Association is exposed to through its financial instruments are liquidity risk and credit risk.

Liquidity Risk

The Association manages liquidity risk by monitoring forecast cash flows.

Credit Risk

The maximum exposure to credit risk, excluding the value of any collateral or other security, at balance date to recognised financial assets, is the carrying amount, net of any provisions for impairment of those assets, as disclosed in the balance sheet and notes to the financial statements. The Association does not have any material credit risk exposure to any single receivable or group of receivables under financial instruments entered into by the Association.

b. Interest Rate Risk

The Association's exposure to interest rate risk, which is the risk that a financial instrument's value will fluctuate as a result of changes in market value interest rates, and the effective weighted average interest rates on those financial assets is as follows:

	Weighted Average Effective Interest Rate		Floating Interest Rate Funds		Within 12 months		Non-interest Bearing Funds	
	2010	2009	2010	2009	2010	2009	2010	2009
	%	%	\$	\$	%	%	\$	\$
Financial assets								
Cash and cash equivalents	2.8	0.9	727,916	489,424	100	100	600	60,726
Short term deposits	5.6	5.7	206,609	205,476	100	100	-	-
			934,525	694,900			600	60,726

c. Net Fair Values

The net fair values of listed investments have been valued at the quoted market bid price at balance date. For other assets and liabilities the net fair value approximates their carrying value. No financial assets and liabilities are readily traded on organised markets in standardised form other than listed investments. The aggregate net fair values and carrying amounts of financial assets and financial liabilities are disclosed in the balance sheet and in the notes to the financial statements.

	2010		2009	
	Carrying Amount	Net Fair Value	Carrying Amount	Net Fair Value
Available for sale financial assets at fair value	742,611	742,611	687,885	687,885

Fair values are materially in line with carrying values.

The Board considers that the only material market risk arises in relation to holdings of available-for-sale investments. Should share market prices have increased / decreased by 1%, the entity's equity would have increased / decreased by approximately \$7,426 (2009: \$6,879).



Note 20 Association Details

The registered office of the Association is:

Victorian Tennis Association Inc.
AAMI Park
Olympic Boulevard
Melbourne, Victoria, 3000

The principle place of business is:

Victorian Tennis Association Inc.
AAMI Park
Olympic Boulevard
Melbourne, Victoria, 3000

Statement by Members of the Board

In the opinion of the Board members, the financial report as set out on pages 18 to 31:

- i. Presents a true and fair view of the financial position of Victorian Tennis Association Inc. as at 30 June 2010 and its performance for the year ended on that date in accordance with Australian Accounting Standards (including Australian Accounting Interpretations) of the Australian Accounting Standards Board.
- ii. At the date of this statement, there are reasonable grounds to believe that Victorian Tennis Association Inc. will be able to pay its debts as and when they fall due.

This statement is made in accordance with a resolution of the committee and is signed for and on behalf of the committee by:

President
David Stobart
6 September 2010

Treasurer
John R. Bryan
6 September 2010

Auditor's Report



Hayes Knight Audit

chartered accountants
your partners in success

Hayes Knight Audit Pty Ltd
ABN 86 005 105 975
Level 6, 31 Queen Street
Melbourne VIC 3000

• tel +61 3 9813 8888 • fax +61 3 9813 8800
• email info@hayesknightsaudit.com.au
• www.hayesknightsaudit.com.au

Registered Audit Company 291969

INDEPENDENT AUDITOR'S REPORT TO THE MEMBERS OF VICTORIAN TENNIS ASSOCIATION INC

Report on the Financial Report

We have audited the accompanying financial report of Victorian Tennis Association Inc which comprises the statement of financial position as at 30 June 2010 and the statement of comprehensive income, statement of changes in equity and statement of cash flows for the year ended on that date, a summary of significant accounting policies, other explanatory notes and the statement by members of the committee.

Board's Responsibility for the Financial Report

The Board of Management of the association is responsible for the preparation and fair presentation of the financial report in accordance with Australian Accounting Standards (including Australian Accounting Interpretations) and the Associations Incorporation Act 1981. This responsibility includes designing, implementing and maintaining internal control relevant to the preparation and fair presentation of the financial report that is free from material misstatement, whether due to fraud or error; selecting and applying appropriate accounting policies; and making accounting estimates that are reasonable in the circumstances.

Auditor's Responsibility

Our responsibility is to express an opinion on the financial report based on our audit. We conducted our audit in accordance with Australian Auditing Standards. These Auditing Standards require that we comply with relevant ethical requirements relating to audit engagements and plan and perform the audit to obtain reasonable assurance whether the financial report is free from material misstatement.

An audit involves performing procedures to obtain audit evidence about the amounts and disclosures in the financial report. The procedures selected depend on the auditor's judgment, including the assessment of the risks of material misstatement of the financial report, whether due to fraud or error. In making those risk assessments, the auditor considers internal control relevant to the entity's preparation and fair presentation of the financial report in order to design audit procedures that are appropriate in the circumstances, but not for the purpose of expressing an opinion on the effectiveness of the entity's internal control. An audit also includes evaluating the appropriateness of accounting policies used and the reasonableness of accounting estimates made by the committee, as well as evaluating the overall presentation of the financial report.

We believe that the audit evidence we have obtained is sufficient and appropriate to provide a basis for our audit opinion.

Independence

In conducting our audit, we have complied with the independence requirements of Australian professional ethical pronouncements.

Auditor's Opinion

In our opinion:

The financial report of Victorian Tennis Association Inc is in accordance with the Associations Incorporation Act 1981 including:

 Independent member of
the Hayes Knight Group
and Morison International

Liability limited by a scheme
approved under Professional
Standards Legislation

Adelaide • Auckland • Brisbane • Melbourne • Perth • Sydney



Auditor's Report

INDEPENDENT AUDITOR'S REPORT TO THE MEMBERS OF VICTORIAN TENNIS ASSOCIATION
INC

- i. giving a true and fair view of the association's financial position as at 30 June 2010 and of its performance and its cash flows for the year ended on that date; and
- ii. complying with Australian Accounting Standards (including Australian Accounting Interpretations) and the Associations Incorporation Act 1981

Hayes Knight Audit
Hayes Knight Audit Pty Ltd
Melbourne


G.S. Parker
Director

Dated this 10 day of SEPTEMBER 2010

Council and Committees

All persons are expected to declare any conflict of interest, perceived or otherwise, that he or she may have in matters before the Board, Council or Committee as appropriate and will not participate in debate or vote upon matters in which they have a conflict.

The Council of Tennis Victoria

President: David Stobart
Vice President: Geoff Stone
Treasurer: John Bryan

Metropolitan Club Delegates

Beaumaris Lawn	Ian Thomas
Blackburn	Domenico Alberico
Blackburn South	Vic Wood
Bundoora	James Copes
Caulfield Recreation	Ian Eddington
Dendy Park	Ian Wilkinson
Dingley	Sharon Walsh
Doncaster	Peter Whitaker
Donvale	Daryl Carter
Eaglemont	Jennifer Cox
East Malvern	Clive Edmonds
Essendon	Lyn Robinson
Frankston	Anne Baldwin
Geelong Lawn	Graeme Williams
Glen Iris Valley Recreation	Andrew Semmens
Grace Park	Sandra Stone
Hawthorn	Susan Chambers
Kooyong Lawn	Daniel O'Neill
Liston	Alan Whittington
North Ringwood	Judith Dungey
Parkville	Anne Phefley
Royal Park	Maria Keys
Wantirna	Frank Pickering
Warrandyte	Emily White

Metropolitan Associations

Bayside Regional	Larry McLean
Berwick and District	Betty Lukas
Eastern District Women's	Elsie Anderson
Eastern Melbourne	Ian Adderley
Midweek Veterans	
Eastern Region	Robert Jamieson
Heidelberg and District	Marjorie Cox
Melbourne Churches	Peter Cuxson
North Suburban Night	Peter Olney
North Suburban	Bill Goodwin
Peninsula	Ken Young
Waverley Tennis	Mark Collins
Western Region	Paul Fitzgerald

Country Regions

Barwon	Andrew King
Central Gippsland	Susan Grumley
Central Highlands	Jennifer Jolliffe
East Gippsland	Julie Glynn
Glenelg	Robert Brian
Goulburn	Karen Green
Loddon Campaspe	Sarah Crossman
Mornington Peninsula	Russell Hart
North East	Vicki Moore
Wimmera	Rod Binns

Associate Bodies

Tennis Officials	Alan Cobb
Australia – Victoria	
Tennis Coaches	Julie Fidler
Australia – Victoria	

Substitutes

Metropolitan Clubs

Beaumaris Lawn	Judy Thomas
Blackburn South	Judy Hickman
Caulfield Recreation	Denise Hutchinson
Dendy Park	Barry Pryor
Donvale	Yvonne Wood
Eaglemont	Gavin Cox
East Malvern	Tony Lane
Frankston	Dawn McCormack
Geelong Lawn	Ken Barton
Glen Iris Valley Recreation	Peter Gillieson
Grace Park	Colin Davis
Hawthorn	Robert Payne
Kooyong Lawn	Cedric Mason
North Ringwood	Charles Roberts
Royal Park	Fiona McKinnon
Parkville	Robert Haines
Wantirna	Daryl Barrett
Warrandyte	Wendy Synott

Metropolitan Associations

Bayside Regional	Mark Da Silva
Eastern Region	Robert Jackson
Eastern District Women's	Carole Snowsill
Heidelberg and District	Dot Fitzgerald
Melbourne Churches	Len Pratt
North Suburban	David Brebner
Waverley Tennis	Jim Birch
Peninsula	Anne Baldwin
Western Region	Marlene Russell
Tennis Officials	Tony Warland
Australia – Victoria	
Tennis Coaches	
Australia – Victoria	Cynthia Doerner

Country Regions

Barwon	David Hicks
Central Highlands	Yvonne Perks
East Gippsland	Jeanette Cleaves
Glenelg	Clive Bray
Loddon Campaspe	Kevin O'Callaghan
Mornington Peninsula	Liz Semple
Wimmera	Don McCrae

Committees of the Tennis Victoria Council

Board Of Management

David Stobart
 Geoff Stone
 John Bryan
 Anne Baldwin
 Peter Cuxson
 Maria Keys
 Graeme Williams
 Susie Norton
 Warren Maher
 Greg Cooke (to October 2009)
 Andrew King (from October 2009)

The number of Board meetings held during the year (E) and the number of meetings attended by each Board member (A) during the financial year are:

Board Members	E	A
David Stobart	10	9
Geoff Stone	10	8
John Bryan	10	10
Anne Baldwin	10	10
Peter Cuxson	10	9
Maria Keys	10	10
Graeme Williams	10	9
Susie Norton	10	8
Warren Maher	10	9
Andrew King (from October 2009)	10	8
Greg Cooke (to October 2009)	10	2

Pennant Competition

Daryl Carter (Chairperson); Geoff Armstrong; Robert Payne; Peter Splatt; Hayden Rees; Lyn Robinson

Junior Pennant Competition

Larry McLean (Chairman); Fran Absolom; Geraldine Brown; Russell Hart; Brian Hovey; Jan MacFarlane; Brendon Noonan

Player Development Focus Group

Warren Maher (Chairperson); John Basemore; Jenny Brougham; Kane Dewhurst; Paul Gaff; Robert Jamieson; Gary Leech; Trevor Little; Alan Whittington

Audit and Governance

Ian Jenkins (Chairperson)
 Geoff Stone
 Maria Keys
 James Copes
 Rod Binns (to March 2010)



Awards

Honorary Life Members

An award to recognise outstanding service to the Victorian Tennis Association.

1981 Mr Ian Carson, Dr John Diggle, Mr Jim Entink, Mr Geoff Kerr; 1982 Mr Harry Shilton; 1985 Mr Kevin Howard, Mr Alan Urban; 1986 Mr Albert Jacoby; 1987 Mr Peter Bellenger; 1994 Dr John Fraser; 1995 Mr Geoff Peters; 1999 Mr Ian Occleshaw; 2004 Mr Hamish Macmillan; 2006 Mrs Roma Shipp.

Highly Commended Service Award

An award to recognise highly commendable service to the Victorian Tennis Association or to any affiliate of the Association.

1981 Mr Val Drew, Mr Ray Stock, Mr Lew Twamley, Mr Ralph Van Esveld; 1982 Mr Phillip Leek; 1983 Mr Kevin Bolton; 1985 Mr Daryl Cox; 1986 Mr Jack May, Mr Bob Hodgson; 1987 Mr Morris Scott; 1988 Mr Jim Sheppard; 1989 Mr Doug Newgreen; 1993 Mr Phil Edwards, Mr Ray O'Connor, Mr Tony Parrott; 1994 Mr Tom McAllister; 1996 Mr Peter Whitaker, Mr Mark Collins, Mr Ted Kendt; 1998 Mr Graeme Williams; 2000 Ms Fran Graham, Mrs Glad Woods, Mrs Roma Shipp, Mr Max Atkins, Mr David Bierwirth, Mr Brian Connor; 2004 Mr Doug Jeffery; 2005 Mr Graeme Cumbrae-Stewart; 2006 Mr Darrell White; 2008 Vicki Moore.

Victorian Centenary of Tennis Award

This award is to recognise a significant and valuable contribution to the advancement or popularity of the sport in any field. The recipient must be born in Victoria or lived the majority of their life as a Victorian resident.

1980 Mr Frank Sedgman; 1981 Mr Neale Fraser; 1982 Mr Brian Tobin; 1983 Mr Jim Entink; 1984 Mrs Judy Dalton; 1985 Mrs Margaret Court; 1986 Mr Paul McNamee; 1987 Mr Pat Cash; 1988 Mr Colin McDonald; 1989 Mr Peter McNamara; 1990 Dr John Fraser; 1991 Mr Alan Trengove; 1992 Mr Kevin Howard; 1993 Ms Anne Minter; 1994 Mr Ian Occleshaw; 1995 Mrs Nicole Bradtke; 1996 Mr Geoff Kerr; 1997 Mr Allan Stone; 1998 Mrs Beverley Rae; 1999 Mr Jack May; 2000 Mr Kevin Bolton; 2001 Mr Tony Ryan; 2002 Mr Jim Reid; 2003 Mr Peter Bellenger; 2004 Mr Max Atkins; 2005 Jim Sheppard; 2006 Eric Campbell; 2007 Wayne Arthurs; 2008 Hamish Macmillan.

Tennis Service Award

2010 - Robert Payne, Marjorie Cox and Frank Sutherland

Gordon Moffatt Junior Excellence Award

Recipients must have been in a Victorian program during the preceding 12 months from 1 February to 31 January and displayed sportsmanship, good demeanour both on and off the court, be correctly attired during play, exhibit a proper attitude to coaches, officers, training, discipline and match results.

2009 – Olivia Rogowska and Thomas Price

TCA-V / Tennis Victoria Club Coach of the Year

Nominated by our affiliated tennis clubs and centres, this award is given to a club coach who, through their coaching activities, make a significant and positive contribution to their local club and its membership.

2009 – Mark Sheppard from Inverloch Tennis Club

TCA-V Coach of the Year

Recognises the qualities and achievements of registered tennis coaches towards the growth of tennis in Victoria (irrespective of level of qualification) in areas such as participation, player development, education and tennis administration.

2009 - Chris Kachel

TCA-V Rising Star

This award is given to a coach (any qualification level) aged under 30, who displays exceptional skill and passion towards their coaching.

2009 - Tim Symons from Hampton Park Tennis Club



State Rankings

State Rankings as at 31 December 2009

Men

1. Peter Luczak
2. Carsten Ball
3. Chris Guccione
4. Marinko Matosevic
5. Samuel Groth
6. Joseph Sirianni
7. Rameez Junaid
8. James Lemke
9. Dayne Kelly
10. Stephen Huss

Boys' 18/u

1. Mark Verryth
2. Jordan Szabo
3. Stephen Hoh
4. Andrew Whittington
5. Ashleigh Janke
6. Aaron Leeder – Chard
7. Shaun Waters
8. Nathan Lemke
9. Efthimios Efthimiadis
10. Thomas Price

Boys' 16/u

1. Andrew Whittington
2. Nathan Lemke
3. David Di Stefano
4. Sean Berman
5. Lorenzo Alforque
6. Jimmy Dougherty
7. Jackson Varney
8. Mitchell Burman
9. David Harsic
10. Leroy Miller

Boys' 14/u

1. Daniel Guccione
2. Joshua Tran
3. Marc Polmans
4. James Voros
5. Oliver Ceranic
6. Andre Mick
7. Socrates Leon Tsoronis
8. Andrej Lukic
9. Daniel Nickels
10. Harley Pearson

Boys' 12/u

1. Marc Polmans
2. Socrates Leon Tsoronis
3. Daniel Nickels
4. Omar Jasika
5. Daniel Nolan
6. Caleb Boland
7. George Romios
8. Simo Rikalo
9. Long Nguyen
10. Nicholas Cipri

Women

1. Anastasia Rodionova
2. Jarmila Groth
3. Olivia Rogowska
4. Sally Peers
5. Marija Mirkovic
6. Alenka Hubacek
7. Karolina Wlodarczak
8. Tammi Patterson
9. Nancy Ferguson
10. Jade Hopper

Girls' 18/u

1. Olivia Rogowska
2. Sally Peers
3. Jade Hopper
4. Viktorija Rajcic
5. Bianca Tepper
6. Montana Grenfell
7. Kristina PejkoVIC
8. Molly Polak
9. Olivia Rich
10. Azra Hadzic

Girls' 16/u

1. Viktorija Rajcic
2. Molly Polak
3. Azra Hadzic
4. Sandy Vo
5. Belinda Woolcock
6. Stephanie Nguyen
7. Carla Georgescu
8. Skye Hopper
9. Mary-Ann Balint
10. Nives Baric

Girls' 14/u

1. Belinda Woolcock
2. Skye Hopper
3. Jaspreet Tamber
4. Ashleigh Capannolo
5. Isabella Beischer
6. Brigitte Beck
7. Stefani Stojic
8. Georgiana Ruhrig
9. Laura Rabinovich
10. Eliza Long

Girls' 12/u

1. Katerina Valos
2. Noelleda Ah San
3. Shayannah Beck
4. Stephanie Raux
5. Destanee Aiava
6. Julia Makridis
7. Tijana Trifunovich
8. Jaimee Furlis
9. Ellie Baxter
10. Claire Nguyen



Australian and State Representation

2009 Australian Representation

Davis Cup

Chris Guccione

Junior Federation Cup

Molly Polak and Viktorija Rajicic

14/u World Junior Teams Event

Stefani Stojic and Belinda Woolcock

2009 Victorian State Teams

Rod Laver Cup

(Boys' 12/u)

Victorian Team No.1

Omar Jasika
Marc Polmans
Socrates Tsoronis
Team Manager/Coach: Chris Mahony
Finished: 1st Place

Victorian Team No.2

Daniel Nickels
Daniel Nolan
George Romios
Team Manager/Coach: Steve Riley
Finished: 3rd Place

Margaret Court Cup

(Girls' 12/u)

Victorian Team No.1

Noelleda Ah San
Destanee Aiava
Katerina Valos
Team Manager/Coach: Emily Arnott
Finished: 4th Place

Victorian Team No.2

Shayanna Beck
Stephanie Raux
Tijana Trifunovich
Team Manager/Coach: Kate Sheahan
Finished: 6th Place

Sproule/Stephens Cup

(Boys' 14/u)

Daniel Guccione
Andre Mick
Joshua Tran
Team Manager/Coach: Wayne Smith
Finished: 7th Place

Mary Hawton Cup

(Girls' 14/u)

Victorian Team No.1
Isabella Beischer
Stefani Stojic
Belinda Woolcock
Team Manager/Coach: Mark Hlawaty
Finished: 3rd Place

Victorian Team No.2

Brigitte Beck
Georgiana Ruhrig
Jaspreet Tamber
Team Manager/Coach: Adriana Szili
Finished: 4th Place

Foundation Cup

Regional State Team

(Boys' 13/u)

Oscar McDonald (Wimmera region)
Regan More (Loddon Campaspe region)
Samuel Parry (Barwon region)
Alister Salerno (Central Gippsland region)
Team Manager: Andrew King
Finished: 2nd Place

Foundation Cup

Regional State Team

(Girls' 13/u)

Zoe Hives (Central Highlands region)
Caitlin Lennon (Barwon region)
Ramona Mataruga (Barwon region)
Briony McKenzie (Mornington Peninsula region)
Team Manger: Julie Glynn
Finished: 1st Place

2009 VPSSA Bruce Cup

Victorian team

Boys

Caleb Boland
Nicholas Cipri
Daniel Nickels
Daniel Nolan
Simo Rikalo
George Romios
Socrates Leon Tsoronis

Girls

Noelleda Ah San
Shayannah Beck
Madeleine Kowalski
Julia Makridis
Stephanie Raux
Tijana Trifunovich
Katerina Valos
Finished: 2nd Place

2009 VSSSA Pizzey Cup

Victorian Team

Girls

Natalie Gennissen
Samantha Harris
Rebecca Jeffrey
Michaela McShane
Gussie O'Sullivan
Vicky Stuckey
Jaspreet Tamber
Sophie Vickers

Boys

Mitchell Burman
Jordan Cowling
Matt Fisher
Ashleigh Janke
Jordan Owens
Andrew Pousti
Tristan Salerno
Sam Thompson
Finished: 2nd Place

2009/10 Results

2009 Pennant - Tier 2 Grade Finals Results

Men's

State	Kooyong Lawn No 1	3-7-49	d	Kooyong Lawn No 2	0-1-38
Grade 1	Geelong Lawn	5-11-84	d	Dendy Park	1-6-73
Grade 2	Glen Iris Valley	5-11-73	d	Kooyong Lawn	0-2-45
Grade 3	MCC Tennis Section	5-10-69	d	Altona	1-3-49
Grade 4	Mayfield Park	4-10-72	d	East Coburg	1-2-38
Grade 5	Mayfield Park	6-12-73	d	Chadstone	0-0-29
Grade 6	Bulleen	5-10-67	d	Nottingham Pinewood	0-1-31
Grade 7	Kings Park	4-10-74	d	Springvale North	1-4-51
Grade 8	Buckley Park	5-10-75	d	MCC Tennis Section	1-4-65
Grade 9	East Burwood	8-16-72	d	Maccabi	0-0-0
Grade 10	Scoresby	6-12-93	d	Buckley Park	2-6-67
Grade 11	Buckley Park	4-10-98	d	Liston	4-10-93
Grade 12	Monash University	5-11-106	d	Keilor East	3-8-93
Grade 13	Whites Lane	4-9-72	d	Wantirna	2-4-45
Grade 14	Eildon Park	5-11-81	d	Monash University	2-6-78
Seniors 1	Kooyong Lawn	2-5-39	d	Beaumaris Lawn	1-2-22
Seniors 2	Grace Park	2-5-33	d	Royal Park	0-0-17
Seniors 3	Yarraville	3-6-47	d	Macleod	0-2-33
Seniors 4	Glen Iris	2-4-38	d	North Ringwood	2-4-34
Seniors 5	Greenvale	2-5-38	d	Cambridge	1-2-25
Seniors 6	Willison Park	3-6-54	d	North Ringwood	1-4-44
Seniors 7	Burwood	2-6-44	d	Blackburn South	0-1-31

Women's

State	Kooyong Lawn No 1	3-7-50	d	Royal South Yarra	0-1-29
Grade 1	Essendon	5-10-70	d	MCC Tennis Section	1-4-54
Grade 2	Essendon	5-12-87	d	Kooyong Lawn No 1	3-6-66
Grade 3	Eaglemont	4-9-78	d	MCC Tennis Section	3-7-79
Grade 4	Kooyong Lawn	4-10-94	d	East Camberwell	2-7-72
Grade 5	Heathmont	4-11-93	d	Sunbury Lawn	3-6-69
Grade 6	Kings Park	5-11-94	d	Eildon Park	3-8-79
Grade 7	Highbett	4-10-74	d	Donvale	1-3-51
WOD	East Preston Park	4-8-52	d	Altona	0-1-24

2009 Pennant - Player of the Year Awards

Grade	Player	Club
State	Ewa Radzikowska	Kooyong Lawn Tennis Club No 2
1	Lauren Withers	Essendon Tennis Club
2	Katherine Ulanowski	Essendon Tennis Club
3	Zoe Hives	Eaglemont Tennis Club
4	Rachel McRae	Royal South Yarra Lawn Tennis Club
5	Tahlia Williams	Monash University Tennis Club
6	Bethany Pederick	Bruce Park Tennis Club
7	Nadia Oliver	Highbett Tennis Club
WOD	Cathy Michelini	East Preston Park Tennis Club

Men's

State	Lee Pearson	Kooyong Lawn Tennis Club No 1
1	Matthew Holschier	Geelong Lawn Tennis Club
2	Antony Capewell	Dendy Park Tennis Club No 1
3	Frederick Chamberlain	Burwood Tennis Club
4	Matthew Lancashire	East Coburg Tennis Club
5	Adam Freeman	Royal South Yarra Lawn Tennis Club
6	Jason Gardner	Balnarring Tennis Club
7	Alex Stavropoulos	Kings Park Tennis Club
8	Adam Matthews	Burwood Tennis Club
9	Ryan Hassan	Manchester Heights Tennis Club
10	Ben Watson	Willison Park Tennis Club
11	Terry Manoleras	Liston Tennis Club
12	Jack Thiessen	North Ringwood Tennis Club
13	Robert Ilett	Whites Lane Tennis Club
14	Wayne Curtis	Centenary Park Tennis Club
Seniors 1	Paul McNamee	MCC Tennis Section
Seniors 2	Rudolph Villani	Greensborough Tennis Club
Seniors 3	Richard Round	Yarraville Tennis Club
	Vu Tran	Yarraville Tennis Club
Seniors 4	Robert Jamieson	Glen Iris Valley Recreation Club
Seniors 5	Darrell Oosterhuis	East Malvern Tennis Club
	Stephen Dodd	East Malvern Tennis Club
Seniors 6	John Heazlewood	North Ringwood Tennis Club
Seniors 7	Gregory John	Yarraville Tennis Club

Kevin Howard Award

Yarraville Tennis Club Seniors 3
 Tony Campanelli
 Robert Greig
 John Gambardella
 Loc Pham
 Richard Round
 Vu Tran

2009/10 Results

2010 Victorian Tennis Championships for Players with an Intellectual Disability

27 – 28 March 2010, Kooyong Lawn Tennis Club

Men's Open Singles

Zvi Schweitzer d Hugh Ennor 8-2

Men's Open Doubles

Senya Rudoy - Zvi Schweitzer d Hugh Ennor - Brendan Jinks 6-4

Women's Singles

Sharon Morse d Fiona Taylor 8-1

Women's Doubles*

Jodie Greenwood – Fiona Taylor

* Women's doubles winner was awarded based on best performed, not by a play-off

2009 Victorian Grasscourt Championships

27 - 30 December 2009, Geelong Lawn Tennis Club

Men's Open Singles

Andrew Gregory d Mikal Statham 3-6, 6-3, 6-3

Men's Open Singles Consolation

Robert Trower d Samuel Thompson 3-6, 6-3, 10-5

Men's Open Doubles

Matthew Hicks - Justin Robinson d Aiden Fitzgerald - Corbin Fleming 6-2, 6-3

Women's Open Singles

Viktorija Rajicic d Azra Hadzic 6-2, 6-1

Women's Open Singles Consolation

Stephanie Skaras d Bianca Horsley 6-3, 6-4

Women's Open Doubles

Kristina Petkovic - Viktorija Rajicic d Karen Filippou - Carolyn McGann 6-1, 6-4

Victorian National Title holders (2009 events)

Lorenzo Alforque	Optus 14/u Autumn Nationals	Doubles, April 2009
Nathan Lemke	Optus 14/u Autumn Nationals	Doubles, April 2009
Belinda Woolcock	Optus 14/u Autumn Nationals	Doubles, April 2009
Chase Ferguson	Optus 12/u Winter Nationals	Doubles July 2009
Jaspreet Tamber	Optus 14/u Winter Nationals	Singles, July 2009
Daniel Guccione	Optus 14/u Winter Nationals	Doubles July 2009
Marc Polmans	Optus 12/u Spring Nationals	Singles October 2009
Sylvia Huffman	Optus 12/u Spring Nationals	Singles October 2009
Daniel Nickels	Optus 12/u Spring Nationals	Doubles October 2009
Belinda Woolcock	Optus 14/u Spring Nationals	Singles, October 2009
Marc Polmans	Optus 12/u Australian Championships	Singles, December 2009
Belinda Woolcock	Optus 14/u Australian Championships	Singles/Doubles December 2009
Stefani Stojic	Optus 14/u Australian Championships	Doubles, December 2009
Sean Burman	Optus 16/u Australian Championships	Singles, December 2009
Azra Hadzic	Optus 16/u Australian Championships	Doubles, December 2009
Andrew Whittington	Optus 16/u Australian Championships	Doubles, December 2009
Jade Hopper	Optus 18/u Australian Championships	Doubles, December 2009

2009 Junior Pennant – Finals Results*

Section	First Placed Team	Second Placed Team
Boys		
16A	Waverley Tennis	NSJTA
16B	Waverley Tennis	NSJTA Black
16C	Peninsula Red	Western Region
16D	NEJTA	Bayside-Moorabbin
14A	Eastern Region	Waverley Tennis
14B	Peninsula	Waverley Tennis
14C	NEJTA	Peninsula Red
14D	Waverley Tennis Black	Waverley Tennis White
14E	NEJTA Black	NEJTA Red
12A	Waverley Tennis	Bayside-Moorabbin
12B	NEJTA	Berwick
12C	Waverley Tennis	Bayside-Moorabbin
12D	NEJTA Red	NEJTA Black
Mixed		
10A	Eastern Region	NEJTA
Girls		
16A	Waverley Tennis White	Eastern Region
16B	NSJTA	Western Region
14A	Berwick	NSJTA Red
14B	Barwon	Eastern Region
14C	NSJTA	NEJTA
12A	Waverley Tennis	Bayside-Moorabbin
12B	Peninsula	NSJTA

*All finals were washed out and abandoned. Teams that finished on top of the ladder at the end of the home and away season were declared the section winners.

2009/10 Results

2009 Junior Pennant – Players of the Year

Section	Boys	Girls
16A	Jack Noonan (North Suburban)	Stephanie Hughes (Waverley Tennis)
14A	William Ma (Waverley Tennis)	Melissa Esguerra (North Suburban)
12A	Aaden Hughes (Waverley Tennis)	Destanee Aiava (Waverley Tennis)
Mixed 10A	Stefan Aleksic (North Eastern Junior)	

2010 Inter-Regional Country Championships

8 – 10 January 2010, Benalla Lawn Tennis Club

Men's Open Singles

Curt Garwood d [1] Matthew Moloney 6-2, 6-2

Women's Open Singles

[1] Carolyn McGann d [2] Giselle O'Keefe 6-3, 4-6, 7-6

Men's Open Doubles

[1] Matthew Hicks - Andrew King d [3] Andrew Crossman - Curt Garwood 6-3, 6-0

Women's Open Doubles

[2] Josie New - Helene Steward d [1] Julie Golightly - Carolyn McGann w-d

Mixed Doubles

[2] Josie New - David Starling d [1] Julie Golightly - Andrew King 5-7, 6-4, 10-8

Men's 45 Singles and over

Bruce Ferguson d Barry Dow 6-0, 6-1

Women's 45 Singles and over

[1] Fairlie Lamond d [2] Vivian New 6-3, 6-2

Men's 45 Doubles and over

Tony Brushfield - Barry Golightly d [1] Russell Hart - Michael Morris 6-7, 7-6, 10-1

Women's 45 Doubles and over

[1] Fairlie Lamond - Julie McDonald d [2] Kathy Holschier - Jill Pavia 6-2, 6-2

Mixed Doubles 45 and over

[1] Russell Hart - Julie Van Lieshout d [3] Gerard Tobin - Julie McDonald 7-6, 5-7, 10-1

Boys' 18 Singles

[2] Andres Mataruga d [1] Mitchell Gleeson 5-7, 6-4, 6-4

Girls' 18 Singles

[1] Sarah O'Keefe d Rachael Vorwerk 6-1, 6-1

Boys' 18 Doubles

[3] Jae McGrath - Stuart Mc Rae d Jonathon Burge - Tom Wilson 6-4, 6-4

Girls' 18 Doubles

[1] Shelley Hart - Olivia Jones d [2] Lisa Stottelaar - Evelina Varju 6-2, 6-2

Mixed 18 Doubles

Sarah O'Keefe - James Fary d [1] Lisa Stottelaar - Andres Mataruga 6-2, 6-1

Boys' 16 Singles

[1] Lachie King d [3] Josh Vines 7-5, 6-1

Girls' 16 Singles

[1] Rachel McRae d Alyssa Godfrey 6-3 Ret

Boys' 16 Doubles

[1] Ben Rogers - Will Semple d [2] James Brushfield - Josh Vines 6-3, 6-4

Girls' 16 Doubles

Isobel Gribben - Caitlyn Price d Sarah Elson - Tess McKenzie 6-4, 4-6, 10-2

Mixed 16 Doubles

[3] Ashleigh Jolliffe - Alister Stone d [1] Rachael McRae - Lachie King 6-4, 4-6, 10-8

Boys' 14 Singles

[1] Adam Laskie d Ben Brushfield 6-2, 6-3

Girls' 14 Singles

[1] Sarah Missen d Tijana Orlovic 3-6, 6-3, 6-4

Boys' 14 Doubles

[1] Ben Brushfield - Adam Lasky d [3] Healey Hammerton - Oscar McDonald 6-4, 6-2

Girls' 14 Doubles

[3] Holly Dobbyn - Sarah Missen d [4] Kate Oloffson - Sarah Watts 6-1, 6-0

Mixed 14 Doubles

[1] Emily Rankin - Adam Lasky d [2] Tijana Orlovic - Ben Brushfield 6-2, 6-3

Boys' 12 Singles

Erik Holt-Crossman d Brayden Price 6-3, 6-1

Girls' 12 Singles

[2] Bianca Duff d [4] Madi Ratcliffe 6-2, 6-3

Boys' 12 Doubles

[1] Zac Urquhart - Sam Wilde d [2] Liam Davis - Zac Robinson 4-6, 6-2, 10-4

Girls' 12 Doubles

[1] Bianca Duff - Nicole Mullen d Kara Fallow - Danika Stacey 6-3, 6-4

Mixed 12 Doubles

Bianca Duff - Michael Chapman d Sheree Moore - Liam Davis 6-1, 3-6, 10-4

2010 Inter-regional Country Championships Points Table

1.	Barwon	130 points
2.	Glenelg	82 points
3.	Goulburn	58 points
4.	Mornington Peninsula	50 points
5.	Loddon Campaspe	42 points
6.	Wimmera	42 points
7.	Northern Mallee	38 points
8.	Central Highlands	32 points
9.	East Gippsland	6 points
10.	Central Gippsland	DNP
11.	North East	DNP

Cooke Shield for Most Improved Region

Northern Mallee



2009/10 Results

2010 Victorian Junior Grasscourt Championships

14 - 17 January 2010, Wodonga Tennis Centre

Boys' 12/u Singles

[1] George Romios def [2] Matthew Romios 6-4, 6-1

Boys' 12/u Doubles

[1] George Romios - Matthew Romios def [2] Billy Friend - Stefan Skadarka 6-1, 6-1

Boys' 14/u Singles

[1] Harry Bourchier def [8] James Palmer 4-6, 6-2, 6-4

Boys' 14/u Doubles

[1] Harry Bourchier - Yani Patras def [3] Ryan Frawley - James Palmer 6-7, 6-4, 10-6

Boys' 16/u Singles

[1] Matthew Wenta def [3] Nicholas Fenaughty 6-3, 6-2

Boys' 16/u Doubles

[1] James Plowman - Matthew Wenta def [3] Samuel Bloore - Nicholas Turnham 6-7, 6-1, 10-8

Girls' 12/u Singles

[1] Shayannah Beck def [2] Julia Makridis 6-1, 6-1

Girls' 12/u Doubles

[2] Diarna Cartwright - Madeleine Williams def [1] Shayannah Beck - Jessica Brzozowska 6-4, 6-3

Girls' 14/u Singles

Annie Shannon def [2] Taylor Capannolo 6-3, 7-5

Girls' 14/u Doubles

Tarani Kamoe - Annie Shannon def Arisa Onishi - Shiori Yoshinaga 7-6, 6-0

Girls' 16/u Singles

Marcia Tere-Apisah def [1] Ashleigh Capannolo 6-2, 7-5

Girls' 16/u Doubles

[2] Eliza Long - Emily Ryan def [1] Ashleigh Capannolo - Miranda Poile 6-1, 6-1

Victorian Junior Claycourt Championships

6 - 10 July 2009, North Ringwood Tennis Club and other venues

Boys' 12/u Singles

[1] Jake Delaney def [5] Socrates Tsononis 7-5, 2-6, 6-4

Boys' 12/u Doubles

[1] Jake Delaney - Daniel Nickels def [3] William Berrigan - Evan Chaimalas 6-1, 6-2

Boys' 14/u Singles

[3] Giordan Favaloro def [2] James Voros 6-3, 2-6, 6-4

Boys' 14/u Doubles

[5] William Ma - Aaron Porreca def Chris Alexander - Giordan Favaloro [1] 7-6(5), 6-4

Boys' 16/u Singles

[3] Samuel Thompson def [4] Andrew Zedde 6-3, 6-2

Boys' 16/u Doubles

[4] Radomir Jovanovic - Ricky Robertson def Zak Kranjcec-Caravidas - Matthew Russell 6-3, 6-2

Girls' 12/u Singles

[2] Zoe Hives def [1] Katerina Valos 6-4, 6-2

Girls' 12/u Doubles

[2] Noelleda Ah San - Ellie Baxter def Claire Nguyen - Emma Thompson 6-4, 1-6, 11-9

Girls' 14/u Singles

[1] Annabelle Andrinopoulos def [4] Romy Stephens 6-3, 6-2

Girls' 14/u Doubles

[1] Annabelle Andrinopoulos - Grace Nolan def [3] Elizabeth Filonenko - Romy Stephens 6-3, 6-2

Girls' 16/u Singles

Ivana Kafedjijyska def [6] Masa Jovanovic 7-6(3), 7-6(4)

Girls' 16/u Doubles

[2] Brigitte Beck - Isabella Beischer def [3] Jess Heeps-Eriksen - Masa Jovanovic 6-1, 6-3

Regional Teams Events

12/u Alicia Molik Cup

20 - 21 March 2010, Kooyong
Bayside-Moorabbin 3-37 def N Eastern Junior TA 3-34

12/u, 14/u, 16/u Association and Regional Teams Challenge

12 - 14 June 2010, Bendigo
Waverley Tennis 16-123 def N Eastern Junior TA 8-70

11/u Frank Sedgman Cup

1 - 2 August 2009, Traralgon
Waverley Tennis 3-31 def NSJTA 3-30

13/u Boys' John Fitzgerald Cup

1 - 2 November 2009, Geelong
Central Gippsland 3-26 def Barwon 1-25

13/u Girls' Foundation Cup

15 - 16 November 2009, Traralgon
Barwon 2-23 def Mornington Peninsula 2-21

15/u Ambassadors Cup

29 - 30 November 2009, Rye
Central Gippsland 4-48 def East Gippsland 2-32

10/u Wayne Arthurs Cup

12 - 13 December, Kooyong
NSJTA 3-28 def Bayside-Moorabbin 3-24



Our Supporters 2009/10

Government Supporters



Corporate Supporters



Industry Supporters





Tennis Victoria

AAMI Park
Olympic Boulevard
Melbourne, Victoria 3000

Locked Bag 6001
Richmond, Victoria 3121

T (03) 8420 8420

F (03) 8420 8499

E tvreception@tennis.com.au

W tennis.com.au/vic