

Tennis Victoria Annual Report 2011/12





Purpose

Tennis Victoria aims to make tennis a part of every Victorian's life. In achieving this purpose, Victoria will be known for:

- Delivering great customer service by fostering progressive and team oriented administration
- Strong partnerships with all stakeholders
- Promoting the positive health, cultural, physical, mental and social benefits of tennis
- Creating and implementing innovative programs and services for all community groups
- Developing players to attain their potential
- Governance that is financially, ethically and socially responsible

Our six values which define our collective behaviour to achieve success are:

We **T**ake responsibility; are approachable and accessible

We **E**njoy our work; and working with others collaboratively

There are **N**o soft excuses; as we strive to be the best we can be

We **k**now our stuff; and are passionate about serving the sport of tennis

We are **I**nnovative and inclusive; and open to change

We **S**peak up, speak straight; listen and communicate.

Contents

<i>President's Report</i>	<i>pg 3</i>
<i>Treasurer's Report</i>	<i>pg 4</i>
<i>Executive Director's Report</i>	<i>pg 5</i>
<i>Board Members</i>	<i>pg 6</i>
<i>The Team At Tennis Victoria</i>	<i>pg 7</i>
<i>Strategic Goal 1</i>	<i>pg 8</i>
<i>To provide and promote innovative opportunities for increased involvement in tennis as a healthy and positive experience</i>	
<i>Strategic Goal 2</i>	<i>pg 10</i>
<i>To grow the contributions of the tennis community to support and re-invest in the sport</i>	
<i>Strategic Goal 3</i>	<i>pg 12</i>
<i>To promote and support inclusive, quality and sustainable tennis environments</i>	
<i>Strategic Goal 4</i>	<i>pg 13</i>
<i>In partnership with our stakeholders, support and deliver progressive pathways for the development of champions at all levels</i>	
<i>Strategic Goal 5</i>	<i>pg 14</i>
<i>To support and help deliver a range of competitive and relevant tennis events for all</i>	
<i>Strategic Goal 6</i>	<i>pg 16</i>
<i>To drive a strong, active customer service culture</i>	
<i>Financial Report</i>	<i>pg 18</i>
<i>Auditor's Report</i>	<i>pg 33</i>
<i>Board, Council and Committees</i>	<i>pg 35</i>
<i>Awards</i>	<i>pg 36</i>
<i>State Rankings</i>	<i>pg 37</i>
<i>2011/12 Australian & State Representation</i>	<i>pg 38</i>
<i>2011/12 Results</i>	<i>pg 39</i>
<i>2011/12 Supporters</i>	<i>pg 43</i>

All photography by Andrew Gyopar/Red Snapper unless indicated

President's Report



I have great pleasure in presenting my President's Report for the year end 30 June 2012.

We had an operating profit of \$140,052 which went some way to offsetting our loss of last year. As I have mentioned previously, our aim was always to break even, which means that after salaries and expenses are paid, we invest back into the sport all the income we receive. However, this year the Board agreed that we need to increase our reserves with this profit so that we will be able to continue our programs if we have a year when our income drops substantially. Our Treasurer James Copes will provide more detail on the financials in his report.

On 25 June this year we had Tennis Victoria's inaugural Championships Dinner in the Melbourne Cricket Club Members Dining Room at the MCG with 317 people in attendance. This was a great night and a very worthy way to acknowledge the Victorian Tennis Award winners and the time and effort they have contributed to the sport. The winners of the major awards were Ian Barclay, coach of Pat Cash when he won Wimbledon 25 years ago, who received the Victorian Spirit of Tennis Award and the Frankston Tennis Club as Most Outstanding Club, Centre, Association or School. We also awarded Geoffrey Stone, our Vice President for seven years until he retired at our last Annual General Meeting, our most prestigious award, Life Membership, for the many years of service he has given to Tennis Victoria in a number of different positions. The night was a tremendous success.

Last year I mentioned the Community Tennis Officers, who had only just completed their first full year, and the great job that they were doing in opening up new and enhanced communications with our affiliates. This year has seen them expand the number of visits they have made and continue to market and build on what Tennis Victoria can do for clubs, including helping to grow club membership, establish systems for membership and competitions, etc. Unfortunately we continue to see a decline in members affiliated with Tennis Victoria even though people playing tennis continues to expand and a number of our clubs have increased membership this year compared to the previous year. I urge clubs who haven't contacted their Community Tennis Officer to do so sooner rather than later, as I am sure you will find them a great help to your club.

The Board this year reviewed our constitution as we felt that it was out of date and too cumbersome. As we were doing this, the Australian Sports Commission issued guidelines for Sporting Associations on how they thought we should be structured and governed and we have used this document as one of the bases for changes. The changes that the Board have approved will be presented to the August Council meeting for discussion and then a special resolution will be taken to the Annual General Meeting in October.

This year saw the introduction of the National Tennis League during the second week of the Australian Open. We had two ladies and two men's teams competing against teams from South Australia and Western Australia with Kooyong Lawn Tennis Club winning both events. The format of this competition was very well received by the players and spectators. Next year we will see teams from all states, as well as New Zealand and hopefully Asia.

Thank you to all of our partners and sponsors, in particular Tennis Australia and VicHealth, for their ongoing support which enables us to develop new programs and continue with existing ones so that we can serve you well.

I would like to thank the Directors who retired last year - Susie Norton, Warren Maher and, in particular, Geoffrey Stone who has served Tennis Victoria so well and gave me tremendous support and advice over a number of years. Welcome to our new Directors Gary Clark, Mark Da Silva, and Peter Owen and congratulations to Maria Keys for being elected Vice President.

Finally, I would like to thank all our staff, Board Members, especially James Copes our Treasurer, Maria Keys and our Executive Director, Matthew Kennedy, for the great support and advice they have given to both Tennis Victoria and myself.

David Stobart
President

Treasurer's Report




A lot has happened on and off the court for Tennis Victoria since the 2011 Annual Report and it gives me great pleasure to present my second Treasurer's Report.

As highlighted last year, the actual financial year end result can overlook the challenges faced and achievements made throughout the year. The 2012 financial year has been challenging not just for Tennis Victoria but all sporting organisations, not-for-profit organisations, businesses and families. In May 2011, when the 2012 Tennis Victoria budget was set, economic commentators were suggesting that the effects of the Global Financial Crisis may be coming to an end and that the economy could be making a recovery, though happenings in Europe quickly changed some of this thinking.

This constant 'cloud' over the economy has definitely challenged all businesses and their management. In May 2011, an operating budget with a \$9,906 surplus was set for the 2012 financial year. The Board and senior management already knew in setting this budget that 'cutting expenditure to the bones' was going to be necessary as everyone took their fiduciary obligations quite seriously. The fact that we have managed to achieve an operating surplus of \$140,052 (2011: deficit \$194,307) compared to the 2012 budget highlights that the Board and senior management have reacted appropriately to the external factors that impact on our operations. In particular, senior management must be congratulated for their continued creativity and new approaches to problem solving, whilst still delivering on all strategic goals. Achieving such results allows us to maintain our reserves at an appropriate level and meet any financial hurdles we may face in the future.

Whilst research indicates that participation levels of tennis in Victoria remain high, the ways in which people are playing tennis are changing and the total of affiliated clubs' membership numbers was down by approximately 7%. Taking into account the increase in the base membership fee from \$24 - \$28, membership and affiliation fees increased to \$1,843,320 (2011:



\$1,632,536), coming in about \$55,000, or 3%, shy of budget.

Grants are another key area of funding (2012: \$1,251,210, 2011: \$1,420,731). Tennis Australia grants (which are primarily linked to KPIs) are key in providing and delivering a number of programs on an annual basis. Combined with grants from Sport and Recreation Victoria and VicHealth, programs to enhance tennis in Victoria can be taken to hundreds of thousands of people.

A significant key to achieving our financial result was the Board's desire to create additional income streams, specifically sponsorships. Jason Bakker of Signature Sport has worked closely with the Board and Executive Director and has managed to deliver the bulk of over \$90,000 in new sponsorship, to make a total of over \$120,000. In addition, Tennis Victoria's inaugural Championships Dinner was well attended and supported. Despite expectations that similar events make losses in their first year, we managed to turn a small profit. It was a very positive result and something to build on in years to come.

In 2012 the global economy was severely impacted by events in Greece. Our investments were unfortunately not spared as we encountered unrealised losses of \$65,590 (2011: \$116,702 gain), resulting in comprehensive income of \$74,462 (2011: \$77,605 deficit). In contrast to the decline in market values, dividends and distributions from investments rose by 19% to \$49,149 (2011: \$41,311).

Expenses in the areas of 'programs' and 'player development' (down about \$154,000 and \$106,000 respectively) were finetuned as we specifically addressed those relating purely to Tennis Victoria and worked with Tennis Australia to fill any gaps.

Cash reserves remain strong with a \$284,963 increase in cash held during the 2012 financial year. Similarly, Total Members' Funds increased by \$72,062 and reserves remain strong for the years to come.

Volunteerism by numerous individuals at various levels, whether it be local clubs, associations, commercial centres, councils or the Board of Management, remains an integral component to carrying out the services of tennis to Victorians, particularly from a financial perspective. All volunteers are commended for their tireless efforts.

I would like to unreservedly thank Luke Preston, Tennis Victoria's Finance Manager, for his outstanding performance and dedication since joining us in March 2012.

Thank you also to my Board colleagues who have constantly provided positive feedback and guidance in my second year as Treasurer. I appreciate all of your experience, commitment and devotion to tennis.

James Copes
Treasurer



Executive Director's Report



I am delighted to provide this Executive Director's report, my first for a full financial year. The positive annual financial result has been detailed by the President and Treasurer in previous pages. Tennis Victoria (TV) is proud of the work undertaken, and the challenges met, to achieve this outcome for 2011/12.

Once again, the format of this Annual Report is based on the six Goals of the TV Strategic Plan 2010-15. Alongside our quantitative key performance indicators, all levels of the team of management at TV this year established a set of Values – detailed on page 2 – which define our collective behaviour to achieve success.

There are two themes which flow strongly through the Plan; (i) that we are a customer service organisation; and (ii) that high quality partnerships are key to our success. I trust this Annual Report provides the Victorian tennis community with positive and relevant information in regard to our progress in these respects in 2011/12.

On customer service, the reporting on page 16 details that there have been 1352 TV staff community visits this financial year, in excess of a 100% increase on last year. This has been complemented by enhanced forums and groupings/meetings of key stakeholders to ensure that we are best meeting the needs of the diverse Victorian tennis population spanning 900+ affiliated bodies and 75,000+ members.

On partnerships, the reporting on page 17 and the list of supporters on page 43, details many new relationships on which we continue to build. TV deeply appreciates the support from all of our government and corporate sponsors and partners who contribute so much to tennis in Victoria.

The challenges of declining club membership numbers – and also the differing circumstances and mixed results across different clubs – are detailed within this report. However, looking at all forms of partaking in the sport, annual government research (of ages 15 years+) has 6.8% of the Victorian population

playing tennis at least once in the past 12 months. This is only behind the mainly recreational activities of walking, aerobics/fitness, swimming, running, cycling and golf – all of which do not necessarily require a fellow participant. TV is currently working closely with Tennis Australia (TA) to consider the best affiliation and membership model for the future of the sport in Victoria.

In unison with and with the support of TA, TV is better resourced and more committed than ever to growing participation through the excellent national programs of MLC Tennis Hot Shots and Cardio Tennis that have now been established and enhanced, and are clearly resonating. It is an exciting time and the team of TV Community Tennis Officers and all other staff are here to help affiliated clubs, associations, commercial centres and tennis schools however we can. I thank TA's CEO, Steve Wood, and Director of Tennis, Craig Tiley, for their support throughout the year and for their national leadership to the sport, along with all other TA staff that we work together with on a daily basis.

A few 'firsts' for TV in 2011/12 included the inaugural National Tennis League – Victorian Division, the inaugural TV Championships Dinner and the launch of the getinto.tennis.com.au engagement program in the City of Boroondara. All will surely grow from here. A couple of important projects – including a research study on Metropolitan Associations' tennis, a comprehensive Pennant competition review and the development of a vision for junior competitions emanating from the expansion of Hot Shots – also commenced during the year.

The summer of tennis that Victoria is so privileged to have was again a highlight. Either side of the amazing Australian Open 2012, the best ever by so many measures, was another fantastic AAMI Classic at the Kooyong Lawn Tennis Club and a victorious Davis Cup Tie versus China where the Geelong Lawn Tennis Club took hosting to a whole new level.

There were some outstanding performances by Victorian tennis players over the period, as detailed from page 37. It is a positive sign that Victorian juniors won over 45% of the national singles and doubles titles held in 2011/12. TV heartily congratulates these talented athletes and looks forward to their futures.

I particularly and sincerely thank TV's President, David Stobart, and all TV Directors for their experienced guidance and support. The Board has worked hard to lead the game's strategic delivery in Victoria on behalf of the many volunteers and workers – across all of tennis administration, coaching and facility management – who are the lifeblood of the sport.

Finally, I wish to acknowledge and thank the entire team of staff at TV, and our supporting consultants, for all their work in 2011/12. They are very dedicated to their jobs and to the sport, and I feel it shows in the results coming through and in the new partnership activities being created across the state.

Matthew Kennedy
Executive Director

Board Members



David Stobart
President



Maria Keys
Vice-President



James Copes
Treasurer



Anne Baldwin
Metropolitan
Clubs Director



Ken Barton
Country Director



Gary Clark
Council Director



Peter Cuxson
Metropolitan
Associations Director



Mark Da Silva
Co-opted Director



Peter Owen
Co-opted Director



Peter Quinn
Council Director



Matthew Kennedy
Executive Director



The Team At Tennis Victoria

- | | | |
|----------------------------------------------------------------------------|-------------------------------------------------------------------------------------------|--------------------------------------------------------------------------------------|
| 1. Tamatha Harding
Executive Manager
– Community Tennis | 11. Jeff Downes
Competitions Manager | Absent |
| 2. Nick Hinneberg
Executive Manager
–Tennis Operations | 12. Martin Stillman
Cardio and Metropolitan
Tennis Manager | Debbie Iacopino
Membership Services Administrator |
| 3. Luke Preston
Finance Manager | 13. Zoe Plastow
Competitions and Tournaments
Administrator | Adam Cramer
MLC Tennis Hot Shots and Country
Tennis Manager |
| 4. Matthew Kennedy
Executive Director | 14. Chris Saliba
Community Tennis Officer
– Metropolitan West | Sue Dundas
Community Tennis Officer
– Country West |
| 5. Edwin Smith
Communications Assistant | 15. Adam Feiner
Community Tennis Officer
– Country East | Debbie Evangelidis
Finance Officer (M/L) |
| 6. David Bourke
Community Tennis Officer
– Metropolitan North | 16. Yvette Lewkowicz
My Tennis Coordinator | Emily Rea
Player Development Coordinator |
| 7. Jason Simmons
Tournaments Manager | 17. Tanya Mason
Executive Assistant | Bernie Goerlitz
Coach and Talent Development
Manager (Tennis Australia) |
| 8. Andrew Somerville
Finance Officer | 18. Danielle Lowerson
Community Tennis Officer
– Metropolitan East | Alex Jago
Coach and Talent Development
Coordinator (Tennis Australia) |
| 9. James Madder
Community Tennis Officer
– Metropolitan South | 19. Adana Kinsella
Coach and Talent Development
Assistant (Tennis Australia) | Sof Megas
Officials Development Coordinator
(Tennis Australia) |
| 10. Lisa Winkler
Marketing and Communications
Coordinator | 20. Tim McGrath
Membership Services Manager | Peter Jenkin
Community Tennis Officer
– Metropolitan South/East |

Tennis Victoria would like to thank and acknowledge the following people for their contribution during the 2011/12 financial year: Shelley Snow, Heath Mason, Nick Whitefield, Sarah Calcutt, Ashley Naumann, Chris Larkin, Kat Polan (Tennis Australia), Kylie Webster, Jonathan Wong, Simon Thompson.

Strategic Goal 1

To provide and promote innovative opportunities for increased involvement in tennis as a healthy and positive experience.

Develop an engagement framework for people of all ages, cultures and abilities to access the sport of tennis

As reported last year, Tennis Victoria secured funding from the Victorian Government to undertake a project known as Tennis Link, which was aimed at connecting people who want to play tennis with their most appropriate playing opportunity. This was piloted in the City of Boroondara in 2011/12. As a result, an easily accessible, centralised on-line directory of tennis activities was created for potential customers/members to search. The user was asked a series of quick questions or filters which then returned a list of programs and contact details that matched what they were after. In Phase 1 of the project Tennis Victoria partnered with the City of Boroondara, and its clubs and coaches. The launch of the getinto.tennis.com.au website took place on 7 March, 2012.

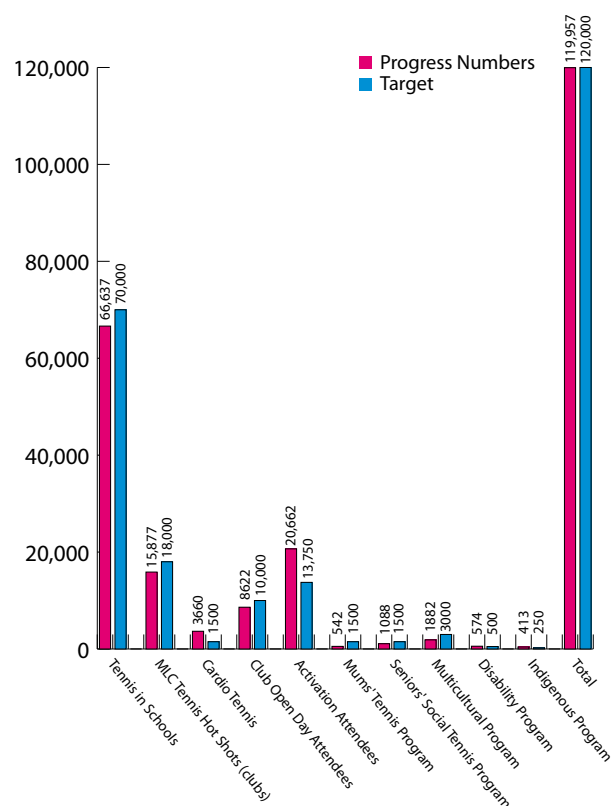
Through feedback received from various club and coach forums conducted by the City of Boroondara, it was clear that there was a need to better promote the tennis services provided by clubs and coaches to the wider community. The Tennis Link project was an opportunity to look at various promotional activities that we could undertake to help support launch the site and, in turn, drive traffic to it. Some of the promotional activities we undertook included:

- Stories in the Boroondara Bulletin.
- Posters and corflute signs for participating clubs.
- Postcards for distribution in cafes.
- Facebook advertising.
- An eight week tram advertising campaign on the two lines that run through the City of Boroondara.
- Activations at three local festivals where the community and tennis were able to come together and promote how to get involved.

By analysing the site traffic results, it was clear to see that of the total 946 visits that were made to the site since the launch (of which 671 were unique), there were noticeable spikes in traffic for the 2-4 days pre and post any promotional activity.

All in all, from the feedback received in Phase 1, the project is on the right track. However, for Phase 2 of the project, we need to undertake some site developments to allow clubs and coaches to update and add content, as well as enhance the reporting capabilities of the site. The Phase 2 rollout of the program will occur with additional neighbouring councils during 2012/13.

Evaluate, develop and refine engagement programs and activities across key demographics



The goal for 2011/12 was to have 120,000 participants accessing one or more of our programs, which we fell marginally short of achieving.

The greatest focus for Tennis Victoria, and indeed Tennis Australia, was on MLC Tennis Hot Shots and the rollout of the new Cardio Tennis program.

In 2011/12, MLC Tennis Hot Shots had 219 registered deliverers engaging a total of 82,514 participants across club and school-based programs. The program has engaged more deliverers than ever before and has become more and more recognised within the community. Tennis Victoria had a presence at many local community activations and events in conjunction with local clubs, centres and coaches. At these events we were able to showcase MLC Tennis Hot Shots to 20,662 children, and communicate the benefits of the program to parents. There was also an increase in 'money can't buy' experiences, with local club coaches and participants being invited to be part of the December Showdown and Australian Open. For the first time ever, a Victorian MLC Tennis Hot Shots participant tossed the coin for the men's final.



Photo: Vicki Jones



Photo: Tennis Victoria

Further highlighting the importance of the MLC Tennis Hot Shots program and the use of modified equipment for children, 2012 saw the first change in nearly 30 years to the international Rules of Tennis. All 10-and-under competitions must now use a low compression red, orange or green ball, and matches should be played on an approved smaller court.

Cardio Tennis was launched leading into Australian Open 2012 and is a fun, social, group tennis fitness program for people of all ages and abilities. Primarily targeted at young adults (16-29 years old) and parents of young families (30-44 years old), Cardio Tennis is about getting a great, high-energy workout rather than perfecting your tennis technique.

In its inaugural year, 122 coaches signed up to deliver the program, which represents 38% of all coaches nationally.

Develop and implement strategies to increase the conversion rate of people's involvement into the membership, club, coaching and officiating networks

Activations and Australian Open Trophy Tour

To support the promotion of these great programs in 2011/12, Tennis Victoria engaged a number of communities in a variety of activations including:

- The Kids Go Expo in Mornington which incorporated over 4500 participants on MLC Tennis Hot Shots courts over the week, many of whom were first time tennis participants. This was enormous for the potential growth of MLC Tennis Hot Shots in the south region.
- Australia Day at Government House - where in excess of 10,000 people attended - with MLC Tennis Hot Shots set up on the lawn courts.
- The AAMI Classic where Tennis Victoria set up the speed serve structure and two MLC Tennis Hot Shots courts for the four-day event.

We seek to ensure that these activations help our clubs engage with the local community by promoting the various programs and services they offer.

In addition, for only the second time ever the Australian Open trophies went on tour in Victoria. The first stop was Kooyong Lawn Tennis Club for the 10/u Wayne Arthurs Cup, followed by Caroline Springs Tennis Club who won the right to have the trophies attend their Club Open Day by winning Tennis Victoria's Club Open Day competition.


The trophies then headed to Whitehorse Primary School's assembly. Between the Christmas and New Year period the trophies went on a coastal road show, starting at Warrnambool Lawn Tennis Club's Sungold Junior Open and the Warrnambool Country Races. The trophies then made their way back along the Great Ocean Road to Geelong, stopping at Torquay Surf Lifesaving Club, Geelong Lawn Tennis Club, where the Victorian Grasscourt Championships were being held, the Queenscliff

Bowling and Tennis Club and then across on the ferry to Sorrento. At each location, MLC Tennis Hot Shots was available for people to try and tennis enthusiasts were able to get up close and personal and have their photo taken with these icons of tennis. The final stop on the trip was Mornington Tennis Club, where over 100 new faces visited the facility and provided a great end to the junior tournament. The profile for tennis at this time couldn't have been greater, and the ability for the public to access this 'money can't buy' experience, whilst showcasing a variety of our affiliated clubs, was definitely a worthwhile exercise for all involved, and one we're hoping to be able to emulate again in 2012/13.

Youth Administrator Development

Tennis Victoria's partnership with Sports Education and Development Australia (SEDA), now in its third year, is going from strength to strength, with 46 students enrolled in 2012. Through the field placements undertaken by the students, we have been able to increase our profile and number of activations undertaken by Tennis Victoria, in addition to the opportunities made available to them in the areas of refereeing, umpiring and coaching.

Tennis Victoria's Future Leaders program has been extremely successful in helping to increase the number of young people getting involved in community tennis. With 30 high school students completing the program this year, it has shown to be a great source for local clubs to develop, innovate and grow through the ideas and drive of a younger generation. Participants in the program have developed great skills which they have put to use at their local club, involving themselves on club committees, running open days and tournaments, coaching, umpiring and more.



Strategic Goal 2

To grow the contributions of the tennis community to support and re-invest in the sport

Evaluate, develop and refine membership categories and benefits to ensure their relevance and value to members

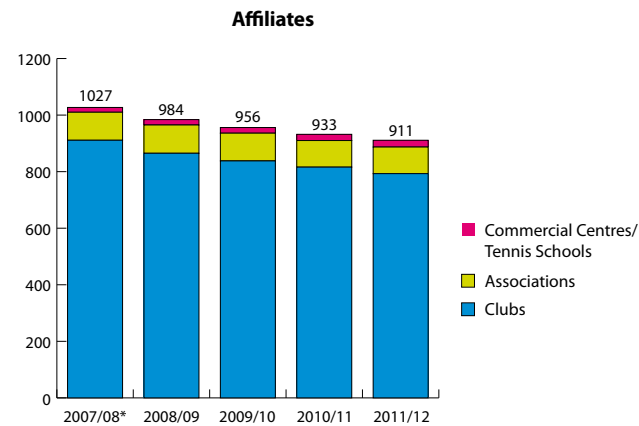
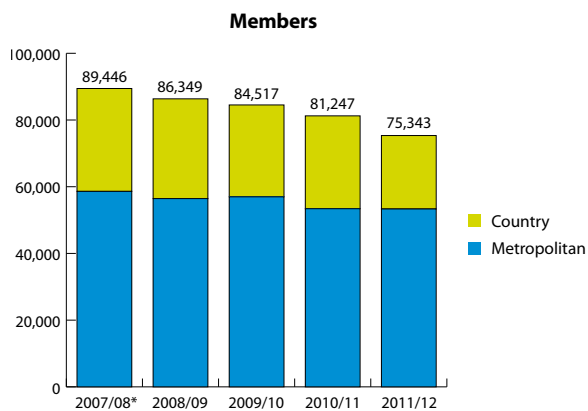
During 2011/12, Tennis Victoria established new partnerships with Curnow Tennis and Tennis Warehouse Australia to provide our registered players with additional member benefits for discounts on tennis equipment and apparel. We have also, through our new sponsorships with Slazenger and Winning Edge Presentations, been able to provide our affiliates with special offers on balls and discounts on trophies.

While there were no substantial changes to the membership structure for 2011/12, we have seen a shift in membership trends more than ever before. Affiliation and member revenue is Tennis Victoria's main source of financial contribution from the tennis community. As such, Tennis Victoria's ability to support and re-invest in the sport is linked to the number of affiliated clubs and the collective size of their membership.

In 2011/12 there was a significant shift in the membership patterns of tennis, and this, coupled by a net decrease in the number of affiliated clubs, contributed to a decrease in Tennis Victoria's membership. Tennis Victoria is reviewing its membership and affiliation structure to ensure it has a model that can be relevant and viable into the future.

Registration Numbers
2011/12: 75,343

The following graphs represent Tennis Victoria's trends for both our affiliates and their collective members over the past five years.



The change to the number of Tennis Victoria affiliates in 2011/12 was a total decrease of 21. This was the lowest decrease since 2006/07 and made up of a combination of 23 new affiliates, 27 disaffiliates and 17 folding/merged entities. This movement contributed to less than one quarter of the 7.26% decrease in total membership compared to 2010/11.

The remaining decrease in membership was due to a net decrease in individual memberships across affiliated clubs. Although 24% of clubs enjoyed an increase in their membership of 5% or more, 38% of clubs had a decline in their membership of 10% or more. With membership being the main revenue source for most tennis clubs, consultation with the clubs whose membership fell formed an important part of determining Tennis Victoria's future support of clubs. The following themes emerged through feedback received:

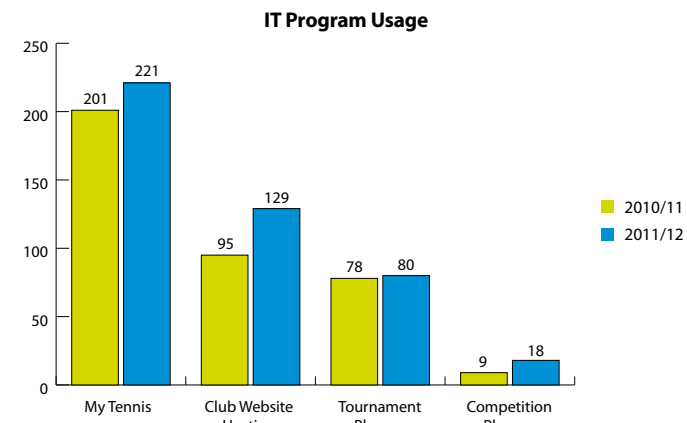
- In metropolitan areas, where total membership remained steady but turnover rates were high, there was a shift in participation patterns which saw:
 - A greater level of casual court hire and non-membership participation (e.g. midweek night competition programs) through clubs. Some clubs indicated that although membership at their club had decreased, participation had remained steady or even increased, and that their club had diversified their business model and revenue streams.
 - Changing demographics and a lack of suitable programs at the club to cater for this change. At these clubs, the decrease in membership resulted in a decrease in participation in tennis. A focus in the coming year will be for the Community Tennis Officers to work closely with these clubs and assist to ensure appropriate programming opportunities become available for the community.

- In country areas, there was a shift in participation patterns which saw:
 - A decline in competitive tennis. Club membership is predominantly driven by the number of teams that clubs are able to field in association competition. Where teams cannot be formed (due to decreasing quality of competition and increased travel times as associations merge) participation in tennis does not occur.
 - The lack of courts with lighting leading to an inability to cater for night participation in an atmosphere of changing recreational patterns.
 - Population decreases within regional towns flowing on to participation numbers.

Further analysis and consultation will occur with clubs to improve retention strategies and assist clubs in reversing declines in their membership.

In conjunction with Tennis Australia, research, develop and implement appropriate, integrated IT platforms and tools to support the administration of tennis

As a benefit of affiliation, Tennis Australia continued to provide affiliates with access to four IT programs in 2011/12: My Tennis, Tournament Planner, Competition Planner and Club Websites. Currently, 345 of Tennis Victoria's 911 affiliates use at least one of these programs, with 92 affiliates using more than one.



*A partnership with the Victorian Country Tennis Association (VCTA) was formed, resulting in an increase in affiliates and members.



Photo: Tennis Victoria

Strategic Goal 3

To promote and support inclusive, quality and sustainable tennis environments

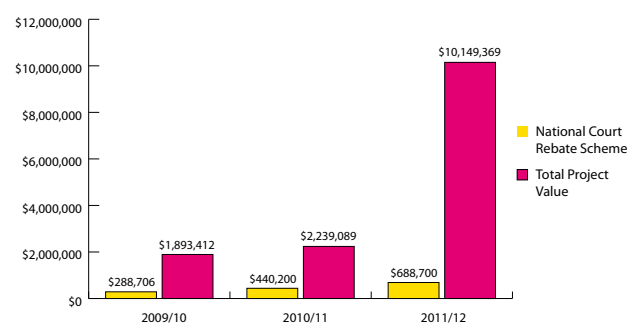
Implement the Facility Planning Framework outcomes

Developing and maintaining partnerships with local, state and federal governments so that they continue to invest in tennis facilities remains a key objective. Tennis Victoria's Facility Planning Framework recommends a strategic focus for facility development, and working with Local Government Areas (LGAs) in a coordinated approach when planning facilities.

Strategies such as the North West Metropolitan Regional Tennis Strategy have resulted in new regional and sub regional tennis facilities being designed, planned and built across the north and west metropolitan region, such as Craigieburn. Another outcome has been the added investment into facilities to create inclusive, quality and sustainable environments.

The graph below shows the investment of Tennis Australia's National Court Rebate Scheme and how tennis clubs and Tennis Victoria staff have continually leveraged even more facility funding from local and state governments. In the past financial year, over \$10 million worth of tennis facilities have been constructed across Victoria, and since 2005/06, a total of \$49,683,531 has been spent on upgrading tennis facilities in Victoria.

National Court Rebate Scheme funded projects



Develop and maintain strategic partnerships with industry stakeholders to develop inclusive, quality and sustainable tennis environments

Partnerships with local government are also being created by staging tennis forums across a range of different topics. These forums are open to all local tennis clubs and have brought the tennis community closer to their local government. Tennis Victoria will continue to facilitate this interaction.

The key theme of partnerships has extended to Victoria's key tennis clubs and facilities being strengthened through the Regional Partnerships Program. This partnership involves the key venues of Bendigo, Ballarat, Warrnambool, Traralgon, Sale, Geelong Lawn and Pakenham Tennis clubs/centres. The aim of the program is to support our partners so that they can offer an extended range of tennis opportunities to the community, including programming, coaching, facilities, tournaments and growing the game throughout each region.

The changing landscape of the Victorian community means tennis needs to adapt and clubs need to work on engaging different segments of the community instead of just the 'traditional' tennis participant. These segments want to participate in sport but face additional barriers due to their circumstances.

As a result, Tennis Victoria, through its partnership with VicHealth and the State Sporting Association Participation Program (SSAPP) funding, is in the process of developing a new inclusion program called ACE - Accessible, Community, Equality. All tennis inclusion programs (Multicultural, Disability and Indigenous) will fall under this new brand and will allow participants to quickly identify those clubs with inclusive practices. ACE tennis clubs do not discriminate against age, income, race, religion, sexual orientation, gender, ability or education. They encourage involvement from all people and actively seek to remove physical, social and economic barriers to participation.

The ACE Program will assist clubs through the process to make sure the sport is accessible to all. This program is all about supporting clubs and their volunteers to address the potential 'off court' issues that stop people participating in tennis. Clubs involved in the program will undertake an inclusive audit of their practices to identify some action items to work on. The clubs will then undertake inclusion training and work closely with Tennis Victoria's Community Tennis Officers to develop programs and partnerships to cater for their community's needs. A number of resources and case studies will also be provided to assist clubs.

Promote and support best practice to build capacity and sustainability of the tennis community

The Club Ambassador Success Stories booklet again demonstrated the achievements of volunteers and Club Ambassadors. The booklet can be found on Tennis Victoria's website at tennis.com.au/vic/clubs/resources/success-stories and gives a grassroots view of different tennis clubs' achievements, including increasing membership, improving facilities and creating a welcoming environment for people from different backgrounds.

Support to tennis clubs includes the internet-based Game Set Match volunteer administration support program, which is aimed at helping to improve the operations and increase the sustainability of all tennis clubs. There are currently 121 clubs registered and accessing the extensive range of best practice information contained on the Game Set Match website. This equates to over 10% of affiliated tennis clubs and is an increase of 24 clubs from 2010/11.

Strategic Goal 4

In partnership with our stakeholders, support and deliver progressive pathways for the development of champions at all levels

Deliver and support a range of player development programs that provide for appropriate playing standards and motivations

The Player Development Department continued to provide aspiring juniors with program opportunities to further their development, although there was a change in several key junior programs in December 2011. Tennis Victoria, with support from Tennis Australia, restructured its State Academy Program in 2012 to align our pathway with the National Academy structure.

This saw the State Academy replaced with a highly targeted program called Future Stars to support players aged 12/u and maximise their likelihood of transitioning into the National Academy Program. The Advantage Program, catering for players aged 12 and over with a high Victorian ranking, was also enhanced by adding Full Duty of Care Tours to all interstate national and ITF junior events. The Advantage Program was renamed the Player Support Program in 2012 and new entry criteria was developed. It currently supports over 70 athletes.

Identify and engage with player program deliverers to ensure the tennis community is linked to a progressive pathway within the national framework

Tennis Victoria's activities seek to bring together all stakeholders who are working in the player development area to ensure that there are clear pathways for players and links between the various player development programs.

This structure is reflected in Tennis Victoria's support of the Regional Academies of Sport (RAS) network. Tennis Victoria has aligned its player development activities in regional Victoria with the RAS network. There are currently four RAS environments delivering tennis programs including Barwon, SouthWest, WestVic Ballarat and Gippsport in Gippsland. These programs support approximately 50 junior athletes and provide a valuable link for these players based in regional Victoria to the development pathway.

Tennis Victoria has continued to work closely with the private coach network, as well as other external deliverers, such as School Sport Victoria and the Victorian Country Tennis Association squads and their related competition events, to create consistent messages and support all Victorian players.

In early 2012 there was a national rollout of Tennis Australia Coach and Talent Development staff who have become key drivers to improving coaching standards and supporting coaches who are delivering high performance programs. We work closely with these people appointed to Victoria and are based in Tennis Victoria's office.

The Talent Development Coach network provides recognition and support to approximately 30 Victorian coaches who have a proven track record of developing players aged 12 and over. In addition to professional development, they deliver a series of 12/u and 10/u Talent Development Camps across metropolitan Melbourne and regional Victoria.

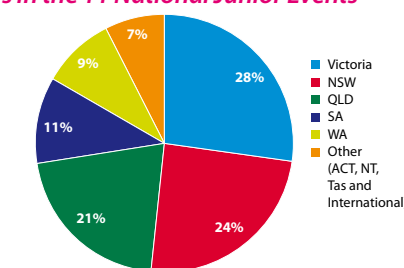
Improve playing standards and retention of players through player development programs

Tennis Victoria's programs and partnerships with deliverers has been very successful in producing national title holders, juniors who have been selected to represent Australia and juniors who have transitioned into the National Academy - Melbourne.

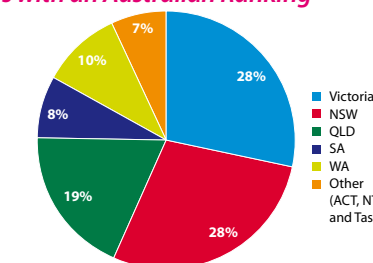
On average, across all 11 nationals events held during 2011/12, Victoria had the highest number of boys and girls participating at 28%. Very pleasingly, in the same period, nine singles and 11 doubles titles were won by Victorian juniors from a total of 22 singles titles and 22 doubles titles on offer. See page 40 for a full list of winners.

In addition, Tennis Victoria's Player Support Program provided tournament support and Full Duty of Care Tour support to over 40 junior athletes involved in interstate tours.

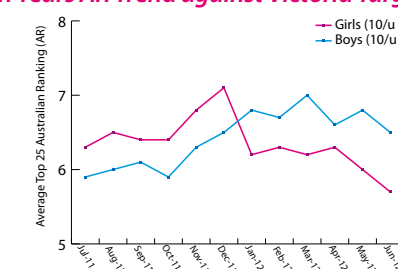
Players in the 11 National Junior Events



Players with an Australian Ranking



Birth Years AR Trend against Victoria Target: 7



Strategic Goal 5

To support and help deliver a range of competitive and relevant tennis events for all

Continue research into playing formats and analysis of market segments and motivators to attract and retain participants in the sport

Over the past year, Tennis Victoria has undertaken significant research into tennis competitions in consultation with our stakeholders, including associations, clubs, coaches and players. This has led to many discussions and the development of several research papers which explore the best way to grow and enhance our tennis competition products, as well as those of our affiliates, for the changing needs of the tennis community.

The papers include a review of Pennant, exploring closer links between junior competitions and MLC Tennis Hot Shots and an examination of the metropolitan association structures and the variety of competition products that they offer. With this research being completed in 2012/13, Tennis Victoria will use the findings to seek to bring together these competition areas in order to create a better integrated and consistent competition pathway that can better service all ages and standards.

In conjunction with stakeholders, schedule and manage a range of tennis events to meet the needs of the various tennis community segments

Tennis Victoria sanctions a wide range of tournaments and competitions to cater for a diverse market. At the higher level, Tennis Victoria delivered another successful season of Premier League in October and November 2011. The competition was over-subscribed with women's team entries and culminated with a spectacular finals day held in early November 2011 at Glen Iris Valley Recreation Club. The women's final was won by Kooyong Lawn Tennis Club and the men's final was won by Liston Tennis Club; both teams going back-to-back.

Tennis Victoria was also involved in a new pilot competition supported by Tennis Australia called the National Tennis League. This was an innovative short-form competition between Victoria, South Australia and Western Australia. It provided several men's and women's teams the opportunity to win through to play in the National Tennis League finals held during the second week of Australian Open 2012. The knowledge gained from this pilot year will see the rollout of this innovative competition format across more of Tennis Australia's Member Associations in 2012/13.

On the tournaments side, Tennis Victoria successfully delivered claycourt and hardcourt junior and open state championships, as well as two Junior Development Series championships.



Photo: Tennis Victoria



At a grassroots level, the number of sanctioned Junior Development Series tournaments, catering to the 12/u market, continued to grow in both regional and metropolitan areas, providing a positive first competitive experience and entry point into competitive tennis. This continues to be a significant growth area and will be a focus for further innovation and change into the future.

In regional Victoria, the 2012 Inter-regional Country Championships was supported by all 11 country regions and over 200 competitors. In addition, the series of Regional Teams Events continued to provide a vital pathway for junior players to play in a team-based competition and to represent their region.

The 2012 Victorian Country Tennis Association (VCTA) Country Week was another resounding success, with 198 teams and more than 1200 players competing. Held at Swan Hill Lawn Tennis Club, VCTA staff were also supported by Tennis Victoria staff who were in attendance for the week.

The wide variety of competitions and tournaments is a great asset to the sport, but annual scheduling of each competitive event remains a challenge. Tennis Victoria will continue to consult with all stakeholders to produce a balanced result for our annual calendar.

Tennis Victoria's events structure is built upon a calendar year. The calendar year is the opportunity for Tennis Victoria to introduce changes and improvements, hence Goal 5 reports on the 2011 calendar year. During 2011, Tennis Victoria and its delivery partners provided the following competitive tennis opportunities for players to access:

- 301 sanctioned events, including 61 Junior Development Series events, 35 Optus Junior Tour events and 42 Australian Money Tournaments (compared to 287 total last year).
- Two ITF Seniors events.
- Pennant – inter-club competition.
- Junior Pennant – inter-association metropolitan competition.
- Eight Regional Team Events, including the Inter-regional Country Championships.
- Premier League – inter-club elite competition.
- National Tennis League – Tennis Australia pilot competition.
- Victorian and Melbourne Wheelchair Opens.
- Victorian Sports Recreation Association for Persons with an Intellectual Disability.
- General category tournaments (ranging from social to club championships).

These competitive events were taken up by over 11,600* participants across the 2011 calendar year as outlined here:

Event	2011	2010
Junior Development Series players	840	636
Optus Junior Tour players	3827	2792
Australian Money Tournament players	1693	1814
Pennant players	3554 (481 teams)	4121 (553 teams)
ITF Seniors events	231	215
Junior Pennant players	675 (116 teams)	580 (110 teams)
Regional Team Event players	627	512
Premier League and National Tennis League pilot players	125 (12 teams)	110 (10 teams)
Victorian Wheelchair and Victorian ID's Open players	39	53

The majority of our tennis events are delivered through our affiliated event partners. These include clubs, centres, associations, regions, tennis schools, coaches and other business entities. Tennis Victoria supports a broad range of delivery partners to maximise the number and range of events that can service the tennis community. The breakdown of event partners across each event category for the 2011 calendar year is:

Event	2011	2010
Junior Development Series	61 tournaments conducted by 25 event partners	60 tournaments conducted by 18 event partners
Optus Junior Tour	35 tournaments conducted by 20 event partners	32 tournaments conducted by 21 event partners
Australian Money Tournament	42 tournaments conducted by 17 event partners	48 tournaments conducted by 17 event partners
Pennant	Supported by 136 clubs	Supported by 144 clubs
Junior Pennant	Supported by 11 metropolitan associations	Supported by 10 metropolitan associations
Regional Teams events	Supported by 11 regions and eight metropolitan associations	Supported by 11 regions and seven metropolitan associations
Premier League and National Tennis League pilot	Supported by eight clubs	Supported by seven clubs

*combined figure, multiple competitive participation will exist

Strategic Goal 6

To drive a strong, active customer service culture

Create, implement and refine a customer service relationship model

The importance of Tennis Victoria's Community Tennis Officer (CTO) network cannot be understated and the maps below detail the regions to which each of the seven CTOs are assigned. Their presence, along with other staff within the Victorian tennis community, is crucial to creating partnerships and establishing activities to truly serve our customers, the sport and affiliates.

This year saw the two-year anniversary of the CTO network rollout which has been a vital area of our business since April 2010. It is an area in which we are playing 'catch-up' with other major State Sporting Associations in Victoria. As well as the affiliate and stakeholder relationships that 'in-the-field' staff need to cultivate and progress, tennis has the additional dynamic of an extensive private coaching network that brings so much to the sport.



Noting this, it is very pleasing to report that in 2011/12 a total of 1352 visits were conducted by Tennis Victoria staff to either clubs, coaches, LGAs, schools, external stakeholder groups (e.g. VicHealth) or other bodies that support the delivery of tennis in the state. This is compared to 586 club and coach visits in 2010/11.

Our increased presence is having a positive impact in the field regarding the perceived value of Tennis Victoria and the support that we are able to offer. It is an area that we are committed to continuing to work hard on and the unsolicited positive feedback that we have received from many stakeholders over the past year has been very pleasing reinforcement that we are on the right track in this respect.

Provide appropriate training and professional development opportunities for staff and directors

In 2011/12 Tennis Victoria's provision of development opportunities included, but was certainly not limited to:

- All Community Tennis staff attended the 2011 CTO Conference conducted by Tennis Australia.
- All CTOs, the Program Manager and Executive Manager – Community Tennis attended the VicHealth Healthier Sporting Environments two-day short course in August.
- All Community Tennis staff attended a one-day workshop in November focusing on presentations and communication skills.
- Inductions were completed for all three new Tennis Victoria Board Directors.
- Four middle-managers completed Tennis Australia's Leadership Development course.
- Four staff attended the two-day Fostering Sustainable Change seminar presented by Bicycle Victoria.

Develop and implement appropriate integrated marketing strategies for tennis promotion

Sponsorship and Partnerships

At the start of the year, Tennis Victoria engaged Signature Sport to develop an enhanced commercial program for the organisation to generate advantages for the game across the state. This has proved to be a successful initiative leading to other important partnerships.

In particular, Tennis Victoria is delighted to have formed a key relationship with Slazenger (Pacific Brands) which will see it be the Official Tennis Ball of Tennis Victoria through to at least June 2015. We are extremely grateful for their support to the game and look forward to a strong and productive partnership.

Our partnerships with Sport and Recreation Victoria and VicHealth remain vital to our success and we are very thankful for all that they provide.



Another new partnership during the year was formed with Wining Edge Presentations as the Official Trophy Supplier of Tennis Victoria. Our continued partnership Colin Stubs Enterprises in respect to the AAMI Classic at Kooyong is also acknowledged here.

All of the above enhanced arrangements enable benefits to be provided to clubs and members. There are also other companies who support us in this way, for which Tennis Victoria is very thankful, and are acknowledged on page 43.

In addition, Tennis Victoria recognises our partnerships in place with Inside Egde and 2MH Consulting (both in regard to our Facility Advisory Services) and the Victoria Country Tennis Association (in regard to our Community Tennis Officer servicing of country tennis) for all their work during the year.

Communications

In 2011/12, Tennis Victoria's member database held steady, with 29,052 unique and active email addresses by the end of June 2012. The member e-communication Hot off the Court continued to be sent on the third Thursday of the month and had an average open rate of 23.2%, which is considered above average by industry standards.

Club Ambassador continued to be sent to club administrators on the first Wednesday of every month and had 1907 unique and active subscribers at the end of June 2012. It had an average open rate of 27.7%

Tennis Victoria recently launched a Facebook page with a total of 584 'Likes' as at 30 June, 2012. Statistically, the bulk of the 'Likes' come from males aged 13-17 (17.3%) and females aged 35-44 (14.1%). In a world increasingly dominated by digital communications, social media will continue to play an important part of the communication strategy. In line with this, we have expanded our online video presence on our website and on YouTube. Filming of activations, programs and key events is crucial to telling Tennis Victoria's story, and that of all tennis clubs and associations doing great work for the sport.

Media/PR

Tennis Victoria distributed 56 media releases during 2011/12. These media releases were part of a publicity strategy designed to promote Tennis Victoria's competitions, tournaments, programs, awards and rising junior athletes to relevant local media outlets throughout Victoria.

Tennis Victoria's Championships Dinner

The success of Tennis Victoria's inaugural Championships Dinner evening on Monday 25 June 2012 has been highlighted in earlier reports of this Annual Report. It is hoped that this will become an annual event of the Victorian sporting calendar – set on the first day's play of Wimbledon each year – and a feature component of all that Tennis Victoria does to recognise the tireless work of the volunteers who are the life-blood of the game throughout the state. All the worthy award recipients are listed on page 36. Tennis Victoria heartily thanks and acknowledges all our corporate partners who supported the awards and the night:



Financial Report

Victorian Tennis Association Inc.
ABN 29 757 304 158

Trading as Tennis Victoria

Financial Report
For the Year Ended 30 June 2012

Board of Management Report

Your Board of Management (Board) Members submit the financial report of the Victorian Tennis Association Inc. for the financial year ended 30 June 2012.

Board Members

The names of Members throughout the year and at the date of this report are:

- David Stobart (President)
- Geoffrey Stone (Vice President to October 2011)
- Maria Keys (Vice President from October 2011)
- James Copes (Treasurer)
- Peter Cuxson
- Peter Quinn
- Warren Maher (to October 2011)
- Anne Baldwin
- Susie Norton (to October 2011)
- Ken Barton
- Peter Owen (from October 2011)
- Mark Da Silva (from October 2011)
- Gary Clark (from October 2011)
- Matthew Kennedy

Principal Activities

The principal activities of the Association during the financial year were the promotion and development of the game of tennis in Victoria. These activities were conducted under the registered trading name of Tennis Victoria.

Significant Changes

No significant change in the nature of these activities occurred during the year.

Operating Result

The operating result for the year ended 30 June 2012 was a surplus of \$140,052.

Signed in accordance with a resolution of the Members of the Board.



David Stobart
President
5 September 2012

Statement of Comprehensive Income for the Year Ended 30 June 2012

Note	2012 \$	2011 \$
Revenue		
Membership and affiliation fees	1,843,320	1,632,536
Government grants	231,590	346,874
Tennis Australia grants	1,019,620	1,073,857
Sponsorships	124,482	32,842
Technical services fees	3,133	3,012
Athlete development fees	122,552	192,243
Competitions and tournaments entry fees	148,817	135,769
Interest received	34,590	26,114
Dividends and distributions received	49,149	41,311
Capital surplus / (deficit) on disposal of assets	-	(92,557)
Other income	61,071	22,167
Total Revenue	3,638,324	3,414,168
Expenses		
Community Tennis		
Services to affiliates	438,379	407,956
Grants to affiliates	101,989	119,267
Programs	218,352	372,633
	758,720	899,856
Tennis Operations		
Competitions and events	153,546	165,728
Player development	158,429	264,114
	311,975	429,842
Corporate Services		
Employee benefits	1,839,125	1,768,292
Communications	90,709	72,974
Depreciation and amortisation	36,987	39,581
Operating lease	11,846	11,860
Administration	448,910	386,070
	2,427,577	2,278,777
Total Expenses	3,498,272	3,608,475
Surplus / (Deficit) from operations	2	(194,307)
Other Comprehensive Income		
Net surplus / (deficit) on revaluation of financial assets	(65,590)	116,702
Total Comprehensive Income Attributable to Members	74,462	(77,605)

The accompanying notes form part of these financial statements.

Statement of Financial Position as at 30 June 2012

	Note	2012 \$	2011 \$
Assets			
Current Assets			
Cash and cash equivalents	5	1,122,148	837,185
Trade and other receivables	6	151,905	135,560
Inventories	7	33,080	63,080
Other current assets	8	97,222	154,527
Total Current Assets		1,404,355	1,190,352
Non-Current Assets			
Financial assets	9	802,000	814,418
Equipment	10	133,504	164,107
Total Non-Current Assets		935,504	978,525
Total Assets		2,339,859	2,168,877
Liabilities			
Current Liabilities			
Trade and other payables	11	336,326	246,890
Employee benefits payable	12	96,899	72,349
Total Current Liabilities		433,225	319,239
Non-Current Liabilities			
Employee benefits payable	12	44,359	59,425
Total Non-Current Liabilities		44,359	59,425
Total Liabilities		477,584	378,664
Net Assets		1,862,275	1,790,213
Members' Funds			
Reserves	13	1,249,524	1,316,308
Accumulated surplus		612,751	473,905
Total Members' Funds		1,862,275	1,790,213

The accompanying notes form part of these financial statements.

Statement of Changes in Equity for the Year Ended 30 June 2012

	Accumulated Surplus \$	Financial Assets Reserve \$	General Reserves \$	Total \$
Balance at 30 June 2010	670,354	(196,226)	1,394,890	1,869,018
Surplus / (Deficit) attributable to members	(194,307)			(194,307)
Net movement in Moffatt Awards Fund			(585)	(585)
Net movement in Natural Damage Fund			-	-
Net movement in Neale Fraser Foundation			1,527	1,527
Transfers to and from reserves	(2,142)			(2,142)
Revaluation increment / (decrement)		116,702		116,702
Balance at 30 June 2011	473,905	(79,524)	1,395,832	1,790,213
Surplus / (Deficit) attributable to members	140,052			140,052
Net movement in Moffatt Awards Fund			(1,829)	(1,829)
Net movement in Natural Damage Fund			-	-
Net movement in Neale Fraser Foundation			635	635
Transfers to and from reserves	(1,206)			(1,206)
Revaluation increment / (decrement)		(65,590)		(65,590)
Balance at 30 June 2012	612,751	(145,114)	1,394,638	1,862,275

The accompanying notes form part of these financial statements.

Statement of Cash Flows for the Year Ended 30 June 2012

	Note	2012 \$	2011 \$
Cash flows from operating activities			
Receipts from affiliates		1,831,834	1,680,894
Operating grants receipts		1,393,333	1,344,345
Dividends and distributions received		49,149	41,311
Other receipts		313,073	498,943
Payments to suppliers and employees		(3,275,067)	(3,663,473)
Interest received		34,590	24,879
Net cash provided by (used in) operating activities	16	346,912	(73,101)
Cash flows from investing activities			
Purchase of investment securities		(189,719)	(226,837)
Purchase of equipment		(6,384)	(1,181)
Proceeds from disposal of investment securities		136,554	204,379
Proceeds from disposal of equipment		-	-
Movement of General Reserves	13	(2,400)	(1,200)
Net cash provided by (used in) investing activities		(61,949)	(24,839)
Cash flows from financing activities			
Repayment of borrowings		-	-
Net cash provided by (used in) financing activities		-	-
Net increase (decrease) in cash held		284,963	(97,940)
Cash at beginning of year		837,185	935,125
Cash at end of year	5	1,122,148	837,185

The accompanying notes form part of these financial statements.

Notes to the Financial Statements for the Year Ended 30 June 2012

The financial statements cover Victorian Tennis Association Inc. as an individual entity. Victorian Tennis Association Inc. is an association incorporated in Victoria under the Associations Incorporation Act 1981.

Note 1 Summary of significant accounting policies

Basis of Preparation

The financial statements are general purpose financial statements that have been prepared in accordance with Australian Accounting Standards, Australian Accounting Interpretations and the Associations Incorporation Act 1981.

Australian Accounting Standards set out accounting policies that the AASB has concluded would result in financial statements containing relevant and reliable information about transactions, events and conditions to which they apply. Compliance with Australian Accounting Standards ensures that the financial statements and notes also comply with International Financial Reporting Standards. Material accounting policies adopted in the preparation of these financial statements are presented below and have been consistently applied unless otherwise stated.

The financial statements have been prepared on an accruals basis and are based on historical costs, modified, where applicable, by the measurement at fair value of selected non-current assets, financial assets and financial liabilities.

Accounting Policies

a. Income Tax

The Association is exempt from income tax.

b. Inventories

Inventories are measured at the lower of cost and net realisable value.

c. Property, Plant and Equipment

Each class of property, plant and equipment is carried at cost or fair value as indicated less, where applicable, any accumulated depreciation and impairment losses.

Plant and Equipment

Plant and equipment is measured on the cost basis and is therefore carried at cost less accumulated depreciation and any accumulated impairment losses. In the event the carrying amount of plant and equipment is greater than its estimated recoverable amount, the carrying amount is written down immediately to its estimated recoverable amount. A formal assessment of recoverable amount is made when impairment indicators are present (refer to Note 1(f) for details of impairment).

Depreciation

The depreciable amount of all fixed assets, including buildings and capitalised lease assets, is depreciated on a straight-line basis over the asset's useful life commencing

from the time the asset is held ready for use. The depreciation rates used for each class of depreciable assets are:

Class of Fixed Asset	Depreciation Rate
Office equipment	15-50%
Furniture and fittings	7-21%
Technical and tournament equipment	30-50%

The assets' residual values and useful lives are reviewed and adjusted, if appropriate, at the end of each reporting period.

Gains and losses on disposals are determined by comparing proceeds with the carrying amount. These gains and losses are included in the Statement of Comprehensive Income. When revalued assets are sold, amounts included in the revaluation relating to that asset are transferred to retained earnings.

d. Leases

Lease payments for operating leases, where substantially all the risks and benefits remain with the lessor, are recognised as expenses on a straight-line basis over the lease term.

e. Financial Instruments

Initial recognition and measurement

Financial assets and financial liabilities are recognised when the entity becomes a party to the contractual provisions to the instrument. For financial assets, this is equivalent to the date that the Association commits itself to either purchase or sell the asset (i.e. trade date accounting is adopted).

Classification and subsequent measurement

Financial instruments are subsequently measured at fair value, amortised cost using the effective interest rate method, or cost. Fair value represents the amount for which an asset could be exchanged or a liability settled, between knowledgeable, willing parties. Where available, quoted prices in an active market are used to determine fair value. In other circumstances, valuation techniques are adopted.

Financial assets at fair value through profit or loss

Financial assets are classified at 'fair value through profit or loss' when they are held for trading for the purpose of short-term profit taking, where they are derivatives not held for hedging purposes, or when they are designated as such to avoid an accounting mismatch or to enable performance evaluation where a group of financial assets is managed by key management personnel on a fair value basis in accordance with a documented risk management or investment strategy. Such assets are subsequently measured at fair value with changes in fair value (i.e. gains and losses) recognised in profit or loss.

Available-for-sale financial assets

Available-for-sale financial assets are non-derivative financial assets that are either not capable of being classified into other categories of financial assets due to their nature, or they are designated as such by management. They comprise investments in the equity of other entities where there is neither a fixed maturity nor fixed or determinable payments. They are subsequently measured at fair value with changes in such fair value (i.e. gains or losses) recognised in other comprehensive income (except for impairment losses and foreign exchange gains and losses). When the financial asset

is derecognised, the cumulative gain or loss pertaining to that asset previously recognised in other comprehensive income is reclassified into profit or loss.

Impairment

At the end of each reporting period, the Association assesses whether there is objective evidence that a financial instrument has been impaired. In the case of available-for-sale financial instruments, a prolonged decline in the value of the instrument is considered to determine whether an impairment has arisen. Impairment losses are immediately recognised in profit or loss. Also, any cumulative decline in fair value previously recognised in other comprehensive income is reclassified to profit or loss at this point.

f. Impairment of Assets

At the end of each reporting period, the Association assesses whether there is any indication that an asset may be impaired. The assessment will consider both external and internal sources of information. If such an indication exists, an impairment test is carried out on the asset by comparing the recoverable amount of that asset, being the higher of the asset's fair value less costs to sell and its value-in-use, to the asset's carrying amount. Any excess of the asset's carrying amount over its recoverable amount is immediately recognised in profit or loss. Where it is not possible to estimate the recoverable amount of an individual asset, the association estimates the recoverable amount of the cash-generating unit to which the asset belongs.

g. Employee Benefits

Provision is made for the Association's liability for employee benefits arising from services rendered by employees to the end of the reporting period. Employee benefits that are expected to be settled within one year have been measured at the amounts expected to be paid when the liability is settled.

h. Cash and Cash Equivalents

Cash and cash equivalents include cash on hand, deposits held at-call with banks, and other short-term, highly liquid investments with original maturities of three months or less.

i. Revenue and Other Income

Revenue is recognised when the right to receive it is established, except in the instance of grants linked to a specific commitment to expend funds in a future period. Interest revenue is recognised on a proportional basis taking into account the interest rates applicable to the financial assets. All revenue is stated net of the amount of goods and services tax.

j. Goods and Services Tax (GST)

Revenues, expenses and assets are recognised net of the amount of GST, except where the amount of GST incurred is not recoverable from the Australian Taxation Office. Receivables and payables are stated inclusive of the amount of GST receivable or payable. The net amount of GST recoverable from, or payable to, the ATO is included with other receivables or payables in the statement of financial position. Cash flows are presented on a gross basis. The GST components of cash flows arising from investing or financing activities, which are recoverable from or payable to the ATO, are presented as operating cash flows included in receipts from customers or payments to suppliers.

k. Comparative Figures

When required by Accounting Standards, comparative figures have been adjusted to conform to changes in presentation for the current financial year.

l. Trade and Other Payables

Trade and other payables represent the liability outstanding at the end of the reporting period for goods and services received by the Association during the reporting period, which remain unpaid. The balance is recognised as a current liability with the amounts normally paid within 30 days of recognition of the liability.

m. Provisions

Provisions are recognised when the Association has a legal or constructive obligation, as a result of past events, for which it is probable that an outflow of economic benefits will result and that outflow can be reliably measured. Provisions recognised represent the best estimate of the amounts required to settle the obligation at the end of the reporting period.

n. Key Estimates – Impairment

The Association assesses impairment at the end of each reporting period by evaluation of conditions and events specific to the Association that may be indicative of impairment triggers. Recoverable amounts of relevant assets are reassessed using value-in-use calculations which incorporate various key assumptions.

o. Key Judgments – Provision for Impairment of Receivables

Included in trade and other receivables at the end of the reporting period are debts the Board has deemed unlikely to be paid. In light of a review and subsequent write-off of aged debts effective 30 June 2012, no provision for impairment has been made at 30 June 2012 (2011: \$31, 805).

p. New Accounting Standards for Application in Future Periods

The Australian Accounting Standards Board has issued new and amended Accounting Standards and Interpretations that have mandatory application dates for future reporting periods and which the Association has decided not to early adopt. A discussion of those future requirements and their impact on the Association is as follows:

q. Standards and Interpretations adopted with no effect on financial statements

The following new and revised Standards and Interpretations have also been adopted in these financial statements. Their adoption has not had any significant impact on the amounts reported in these financial statements but may affect the accounting for future transactions or arrangements.

AASB 2009-14 'Amendments to Australian Interpretation – Prepayments of a Minimum Funding Requirement'

Interpretation 114 addresses when refunds or reductions in future contributions should be regarded as available in accordance with paragraph 58 of AASB 119; how minimum funding requirements might affect the availability of reductions in future contributions; and when minimum funding requirements might give rise to a liability. The amendments now allow recognition of an asset in the form of prepaid minimum funding contributions. The application of the amendments to Interpretation 114 has not had a material effect on the financial statements.

AASB 2010-5 'Amendments to Australian Accounting Standards'

The Standard makes numerous editorial amendments to a range of Australian Accounting Standards and Interpretations. The application of AASB 2010-5 has not had any material effect on amounts reported in the financial statements.

r. Standards and Interpretations in issue not yet adopted

At the date of authorisation of the financial statements, the Standards and Interpretations listed below were in issue but not yet effective.

Standard/Interpretation	Effective for annual reporting periods beginning on or after	Expected to be initially applied in the financial year ending
AASB 9 'Financial Instruments', AASB 200911 'Amendments to Australian Accounting Standards arising from AASB 9' and AASB 2010-7 'Amendments to Australian Accounting Standards arising from AASB 9 (December 2010)'	1 January 2013	30 June 2014
AASB 12 'Disclosure of Interests in Other Entities'	1 January 2013	30 June 2014
AASB 127 'Separate Financial Statements' (2011)	1 January 2013	30 June 2014
AASB 13 'Fair Value Measurement' and AASB 2011-8 'Amendments to Australian Accounting Standards arising from AASB 13'	1 January 2013	30 June 2014
AASB 119 'Employee Benefits' (2011) and AASB 2011-10 'Amendments to Australian Accounting Standards arising from AASB 119 (2011)'	1 January 2013	30 June 2014
AASB 2011-4 'Amendments to Australian Accounting Standards to Remove Individual Key Management Personnel Disclosure Requirements'	1 July 2013	30 June 2014
AASB 2011-9 'Amendments to Australian Accounting Standards – Presentation of Items of Other Comprehensive Income'	1 July 2012	30 June 2013

	2012 \$	2011 \$
--	------------	------------

Note 2 Significant Revenue and Expenses

The following significant revenue and expense items are relevant in explaining the financial performance:

Revenue

VicHealth Grant: Partnerships for Health Scheme	180,000	212,240
Department of Planning and Community Development	45,000	61,750

Expenses

Insurance	245,831	238,120
Occupancy	141,426	118,119
Coaching Fees	90,958	167,366
Regional development officers	-	85,008

Note 3 Key Management Personnel Compensation

Short-term employee benefits	413,289	372,123
Post-employment benefits	33,637	30,238
	446,927	402,361

Note 4 Auditors' Remuneration

Remuneration of the auditor of the Association for auditing or reviewing the financial report	8,050	10,060
Other services	-	-
	8,050	10,060

Note 5 Cash and Cash Equivalents

Cash at bank and in hand	927,405	575,789
Short-term bank deposits	194,743	261,396
	1,122,148	837,185

The effective interest rate on short-term bank deposits is 5.7% (2011: 7.4%) and these deposits have an average maturity of 180 days.

	2012 \$	2011 \$
Note 6 Trade and Other Receivables		
Trade debtors	105,117	117,908
Other debtors	46,788	49,457
Loans receivable	-	-
Provision for doubtful debts	-	(31,805)
	151,905	135,560

No collateral is held as security or has been pledged for any of the trade and other receivable balances.

2012	Gross Amount	Past due but not impaired days (overdue)				Within initial trade terms
		Past due and impaired	31 - 60	61 - 90	> 90	
Trade debtors	105,117	-	1,388	6,353	6,111	91,266
Other receivables	46,788	-	-	-	-	46,788
Total	151,905	-	1,388	6,353	6,111	138,054
2011						
Trade debtors	117,908	31,805	16,819	5,359	36,519	27,406
Other receivables	49,457	-	-	-	-	49,457
Total	167,365	31,805	16,819	5,359	36,519	76,863

	2012 \$	2011 \$
Note 7 Inventories		
Inventories held for distribution	33,080	63,080
Inventories held for sale	-	-
	33,080	63,080
Note 8 Other Current Assets		
Accrued Income	-	25,067
Prepayments	97,222	129,460
	97,222	154,527
Note 9 Financial Assets		
Available for sale financial assets comprise shares in listed corporations at market value	802,000	814,418
Note 10 Property, Plant and Equipment		
Office equipment at cost	152,737	152,615
Accumulated depreciation	(136,638)	(129,319)
	16,099	23,296
Furniture and fittings at cost	270,005	263,743
Accumulated depreciation	(154,407)	(126,038)
	115,598	137,705
Technical equipment at cost	27,789	27,789
Accumulated depreciation	(25,982)	(24,683)
	1,807	3,106
Total Equipment	133,504	164,107

Movements in Carrying Amounts

Movements in the carrying amounts for each class of equipment between the beginning and end of the current financial year.

	Office Equipment \$	Furniture and Fittings \$	Technical Equipment \$	Total \$
Balance at the beginning of year	23,296	137,705	3,106	164,107
Additions	122	6,262	-	6,384
Disposals	(645)	645	-	-
Depreciation and amortisation expense	(6,674)	(29,014)	(1,299)	(36,987)
Carrying amount at the end of the year	16,099	115,598	1,807	133,504

	2012 \$	2011 \$
Note 11 Trade and Other Payables		
Trade creditors and accruals	310,734	216,890
Provision for future project(s)	-	30,000
Income received in advance	25,592	-
	336,326	246,890

Note 12 Employee Benefits Payable

Accrued annual and long service leave payable within 12 months

	2012 \$	2011 \$
Opening balance	72,349	105,905
Paid	(96,197)	(148,624)
Accrued	120,747	115,068
Closing balance	96,899	72,349

Accrued long service leave payable later than 12 months

	2012 \$	2011 \$
Opening balance	59,425	51,952
Paid	(17,966)	-
Accrued	2,900	7,473
Closing balance	44,359	59,425

	2012 \$	2011 \$
Note 13 Reserves		
General Reserves are comprised of the capital works fund, natural damage fund, Gordon Moffatt awards fund, Neal Fraser foundation and capital surplus reserve.		
Capital Works Fund	947,451	947,451
The Capital Works Fund is set aside for the future acquisition of our own facilities.		
Natural Damage Fund	18,250	18,250
The Natural Damage Fund is set aside for the financial assistance of affiliates whose facilities sustain damage as a result of natural events.		
Gordon Moffatt Awards Fund	11,369	13,198
The Gordon Moffatt Awards Fund provides awards in recognition of junior players' achievements in tennis and all round excellence, to assist with their development.		
Neale Fraser Foundation	14,448	13,813
The Neale Fraser Foundation has two components: The Facilities Development Fund will provide funding for affiliated tennis clubs to contribute towards the upgrade and or expansion of their club facilities. The Player Development Fund will provide grant opportunities for elite, Tennis Victoria registered, junior players to contribute towards their development.		
Capital Surplus Reserve	403,120	403,120
The capital surplus reserve was created following divestment of share of tennis centre.		
Financial Assets Reserve	(145,114)	(79,524)
The financial assets reserve records revaluation of available for sale financial assets to market value.		
Total Reserves	1,249,524	1,316,308
Note 14 Leasing Commitments		
Operating lease commitments		
Payable: minimum lease payments	111,301	109,944
Between 12 months and 5 years	145,040	253,389
	256,341	363,334

Note 15 Related Party Transactions

No Board Member has any interest, direct or indirect, in any transaction, contract or proposed contract with the Association. The Board Members do not receive any remuneration for their activities as Board Members other than reimbursement of expenses incurred in the performance of their duties as Board Members.

	2012 \$	2011 \$
Note 16 Cash Flow Information		
Reconciliation of cash flow from operations with surplus / (deficit)		
Surplus / (deficit)	140,052	(194,307)
Cash flows excluded from surplus / (deficit) from operating activities		
Non-cash flows in surplus		
Depreciation	36,987	39,581
Net loss / (surplus) on disposal of assets	-	92,557
Change in assets and liabilities		
(Increase) / decrease in trade receivables	(16,345)	83,647
(Increase) / decrease in prepayments	32,238	2,815
(Increase) / decrease in other assets	25,060	3,179
(Increase) / decrease in inventories	30,000	52,490
(Increase) / decrease in non-current receivables	-	-
Increase / (decrease) in trade and other payables	89,436	(126,980)
Increase / (decrease) in employee benefits	9,484	(26,083)
Net cash flow from operating activities	346,912	(73,101)

Note 17 Financial Risk Management

a. Financial Risk Management

The Association's financial instruments consist mainly of deposits with banks, short-term investments, accounts receivable and payable. The Association does not have any derivative instruments at 30 June 2012. The main risks the Association is exposed to through its financial instruments are liquidity risk and credit risk.

Liquidity Risk

The Association manages liquidity risk by monitoring forecast cash flows.

Credit Risk

The maximum exposure to credit risk, excluding the value of any collateral or other security, at balance date to recognised financial assets, is the carrying amount, net of any provisions for impairment of those assets, as disclosed in the Statement of Financial Position and notes to the financial statements. The Association does not have any material credit risk exposure to any single receivable or group of receivables under financial instruments entered into by the Association.

b. Interest Rate Risk

The Association's exposure to interest rate risk, which is the risk that a financial instrument's value will fluctuate as a result of changes in market value interest rates, and the effective weighted average interest rates on those financial assets is as follows:

	Weighted Average Effective Interest Rate		Floating Interest Rate Funds		Within 12 months		Non-interest Bearing Funds	
	2012 %	2011 %	2012 \$	2011 \$	2012 %	2011 %	2012 \$	2011 \$
Financial assets								
Cash and cash equivalents	3.0	3.0	926,805	575,189	100	100	600	600
Short term deposits	5.7	7.4	194,743	261,396	100	100	-	-
			1,121,548	836,585			600	600

c. Net Fair Values

The net fair values of listed investments have been valued at the quoted market bid price at balance date. For other assets and liabilities the net fair value approximates their carrying value. No financial assets and liabilities are readily traded on organised markets in standardised form other than listed investments. The aggregate net fair values and carrying amounts of financial assets and financial liabilities are disclosed in the Statement of Financial Position and in the notes to the financial statements.

	Carrying Amount	2012 Net Fair Value	Carrying Amount	2011 Net Fair Value
Available for sale financial assets as fair value	802,000	802,000	814,418	814,418

Fair values are materially in line with carrying values.

The Board considers that the only material market risk arises in relation to holdings of available-for-sale investments.

Should share market prices have increased / decreased by 1%, the entity's equity would have increased / decreased by approximately \$8,020 (2011: \$8,144).



Photo: Tennis Victoria



Photo: Tennis Victoria

Auditor's Report

	2012	2011
	\$	\$
Note 18 Contingent Liabilities		
Inventories held for distribution	51,494	-

The amount is in regard to the Association's lease agreement to Melbourne and Olympic Parks Trust.

Note 18 Association details

The registered office of the Association is:

Victorian Tennis Association Inc.
AAMI Park
Olympic Boulevard
Melbourne, Victoria, 3000

The principal place of business is:

Victorian Tennis Association Inc.
AAMI Park
Olympic Boulevard
Melbourne, Victoria, 3000

Statement by Members of the Board


In the opinion of the Board Members, the financial report as set out on pages 18 to 32:

- Presents a true and fair view of the financial position of Victorian Tennis Association Inc as at 30 June 2012 and its performance for the year ended on that date in accordance with Australian Accounting Standards (including Australian Accounting Interpretations) of the Australian Accounting Standards Board.
- At the date of this statement, there are reasonable grounds to believe that Victorian Tennis Association Inc will be able to pay its debts as and when they fall due.

This statement is made in accordance with a resolution of the committee and is signed for and on behalf of the committee by:

David Stobart
President
5 September 2012

James Copes
Treasurer
5 September 2012



Hayes Knight Audit
chartered accountants
your partners in success

Hayes Knight Audit Pty Ltd
ABN 89 065 105 975
Level 12, 31 Queen Street
Melbourne VIC 3000
• tel +61 3 8613 8888 • fax +61 3 8613 8890
• email info@hayesknightsaudit.com.au
• www.hayesknightsaudit.com.au
Registered Audit Company 291969

**INDEPENDENT AUDITOR'S REPORT
TO THE MEMBERS OF VICTORIAN TENNIS ASSOCIATION INC.**

Report on the Financial Report

We have audited the accompanying financial report of Victorian Tennis Association Inc which comprises the statement of financial position as at 30 June 2012 and the statement of comprehensive income, statement of changes in equity and statement of cash flows for the year ended on that date, a summary of significant accounting policies, other explanatory notes and the statement by members of the committee.

Board's Responsibility for the Financial Report

The Board of Management of the association is responsible for the preparation and fair presentation of the financial report in accordance with Australian Accounting Standards (including Australian Accounting Interpretations) and the Associations Incorporation Act 1981. This responsibility includes designing, implementing and maintaining internal control relevant to the preparation and fair presentation of the financial report that is free from material misstatement, whether due to fraud or error; selecting and applying appropriate accounting policies; and making accounting estimates that are reasonable in the circumstances.


Auditor's Responsibility

Our responsibility is to express an opinion on the financial report based on our audit. We conducted our audit in accordance with Australian Auditing Standards. These Auditing Standards require that we comply with relevant ethical requirements relating to audit engagements and plan and perform the audit to obtain reasonable assurance whether the financial report is free from material misstatement.

An audit involves performing procedures to obtain audit evidence about the amounts and disclosures in the financial report. The procedures selected depend on the auditor's judgment, including the assessment of the risks of material misstatement of the financial report, whether due to fraud or error. In making those risk assessments, the auditor considers internal control relevant to the entity's preparation and fair presentation of the financial report in order to design audit procedures that are appropriate in the circumstances, but not for the purpose of expressing an opinion on the effectiveness of the entity's internal control. An audit also includes evaluating the appropriateness of accounting policies used and the reasonableness of accounting estimates made by the committee, as well as evaluating the overall presentation of the financial report.

Independence

In conducting our audit, we have complied with the independence requirements of Australian professional ethical pronouncements.



Independent member of
the Hayes Knight Group
and Morison International

Liability limited by a scheme
approved under Professional
Standards Legislation

Adelaide • Auckland • Brisbane • Melbourne • Perth • Sydney



Auditor's Report

INDEPENDENT AUDITOR'S REPORT
TO THE MEMBERS OF VICTORIAN TENNIS ASSOCIATION INC.

Auditor's Opinion
In our opinion:
The financial report of Victorian Tennis Association Inc is in accordance with the Associations Incorporation Act 1981 including:

- giving a true and fair view of the association's financial position as at 30 June 2012 and of its performance and its cash flows for the year ended on that date; and
- complying with Australian Accounting Standards (including Australian Accounting Interpretations) and the Associations Incorporation Act 1981.

Hayes Knight Audit
Hayes Knight Audit Pty Ltd
Melbourne

Geoff S. Parker
Geoff S. Parker
Director

Dated this 5 day of September 2012

Board, Council and Committees

All persons are expected to declare any conflict of interest, perceived or otherwise, that he or she may have in matters before the Board, Council or a Committee as appropriate, and will not participate in debate or vote upon matters in which they have a conflict.

Board of Management

The number of Board meetings held during the year for members to be eligible to attend (E) and the number of meetings attended by each Board member (A) during the financial year are:

Board Members	E	A
David Stobart	10	9
Geoff Stone (to October 2011)	3	3
James Copes	10	9
Peter Cuxson	10	10
Peter Quinn	10	8
Susie Norton (to October 2011)	3	3
Anne Baldwin	10	10
Maria Keys	10	9
Warren Maher (to October 2011)	3	3
Ken Barton	10	10
Gary Clark (from October 2011)	6	6
Mark Da Silva (from October 2011)	6	5
Peter Owen (from October 2011)	6	5
Matthew Kennedy	10	10

Committees of Tennis Victoria

Audit and Risk

Ian Jenkins (Chairperson), Maria Keys, Peter Quinn, Robert Jamieson

Pennant Competition

Daryl Carter (Chairperson, to October 2011), Geoff Armstrong (Chairperson, from November 2011), Robert Payne (to October 2011), Hayden Rees (to October 2011), Lyn Robinson, Peter Splatt, Aaron Sharpe (from November 2011), Shelley Preen (from November 2011), Daniel O'Neill (from November 2011)

Junior Pennant Competition

Larry McLean (Chairperson), Fran Absolom, Geraldine Brown, Russell Hart (to May 2012), Brian Hovey, Julianne Smith, Brendon Noonan, Theo Robolas (from May 2012), Chris McKenzie (from May 2012)

Country Committee

Ken Barton (Chairperson), Susie Grumley, Jenny Jolliffe, Julie Glynn, Carla Ralph, Sarah Crossman (to October 2011), Leon Retallick (from October 2011), Russell Hart, Vicki Moore, Loretta Gleeson (from November 2011), Robert Urquhart, Don McRae

The Council of Tennis Victoria

President: David Stobart
Vice-President: Maria Keys (from October 2011)
Geoff Stone (to October 2011)
Treasurer: James Copes
Immediate Past President: Hamish Macmillan

Metropolitan Club Delegates

Beaumaris Lawn
Blackburn
Bundoora
Caulfield Recreation
Dendy Park
Dingley (from February 2012)
Donvale
Eaglemont
East Malvern
Eildon Park
Frankston
Geelong Lawn
Glen Iris Valley Rec (from November 2011)
Grace Park
Hawthorn
Kooyong Lawn
Liston

North Ringwood
Parkville
Royal Park
Royal South Yarra
Wantirna

Metropolitan Associations

Bayside Regional
Berwick and District
Eastern District Women's
Eastern Region Tennis
Heidelberg and District
Melbourne Churches
North Suburban Night
North Suburban
Peninsula
Victorian Catholic Lawn
Waverley
Western Region

Country Regions

Barwon
Central Gippsland
Central Highlands
East Gippsland
Goulburn
Loddon-Campaspe
Mornington Peninsula
North East
Northern Mallee (from November 2011)
South/West
Wimmera

Associate Bodies

Tennis Officials Australia Victoria

Tennis Coaches Australia Victoria
Tennis Seniors Victoria

Delegate

Ian Thomas
Domenico Alberico
Anthony Lewis
Ian Eddington
Ian Wilkinson
Boyd McLaws
Daryl Carter
Jennifer Cox
Clive Edmonds
Michael Tomlinson
Anne Baldwin
Brad Tresidder
Andrew Semmens
Sandra Stone
Susan Chambers
Daniel O'Neill
Alan Whittington

Judith Dungey
Anne Phefley
Mark Swindon
Julian O'Donnell
Ross Roberts

Delegate

Lorraine (Larry) McLean
Betty Lukas
Elsie Anderson
Robert Jamieson
Gavin Cox
Peter Cuxson
Peter Olney
Aaron Sharpe
Ken Young
Frank Sutherland
Mark Collins
Paul Fitzgerald

Delegate

Ken Barton
Susie Grumley
Jenny Jolliffe
Julie Glynn
Carla Ralph
Leon Retallick
Russell Hart
Vicki Moore
Loretta Gleeson
Robert Urquhart
Don McRae

Delegate

Phillip Goodman (from February 2012)
Alan Cobb (to February 2012)
Julie Fidler
Keith Lavington

Substitute

Edward Myers
-
Matthew Testolin
-
Bruce Watkins
-
Ian Adderley
-
Tony Lane
Stuart Draffin
Dawn McCormack
Bob Spurling
Peter Gillieron
Colin Davis
Robert Payne
-
Gary Clark (from November 2011)
Charlie Roberts
Rob Haines
Fiona McKinnon
-
Daryl Barrett

Substitute

John Finlay
-
Jenny Jackson
Judith Dungey
Dot Fitzgerald
Len Pratt
Robert McDonald
Alexandra Moodie
Christopher McKenzie
Daniel Ceccon
Jim Birch
Marlene Russell

Substitute

Jason McGann
Bradley Griffin
Yvonne Perks
John Glynn
Brad Adams
-
Andrew Bullard
Lyn Lumby
Susan Watts
Robert Brian
Paul McDonald

Substitute

Tony Warland

Rob Peterson
Rob Hughes



Awards

Honorary Life Members

An award to recognise outstanding service to the Victorian Tennis Association.

1981 Mr Ian Carson, Dr John Diggle, Mr Jim Entink, Mr Geoff Kerr; 1982 Mr Harry Shilton; 1985 Mr Kevin Howard, Mr Alan Urban; 1986 Mr Albert Jacoby; 1987 Mr Peter Bellenger; 1994 Dr John Fraser; 1995 Mr Geoff Peters; 1999 Mr Ian Occlshaw; 2004 Mr Hamish Macmillan; 2006 Mrs Roma Shipp; 2010 Mr Kevin Bolton; **2012 Mr Geoffrey Stone**

Volunteer Achievement

(Formerly Highly Commended Service Award)

An award to recognise highly commendable service to the Victorian Tennis Association or to any affiliate of the Association.

1981 Mr Val Drew, Mr Ray Stock, Mr Lew Twamley, Mr Ralph Van Esveld; 1982 Mr Phillip Leek; 1983 Mr Kevin Bolton; 1985 Mr Daryl Cox; 1986 Mr Jack May, Mr Bob Hodgson; 1987 Mr Morris Scott; 1988 Mr Jim Sheppard; 1989 Mr Doug Newgreen; 1993 Mr Phil Edwards, Mr Ray O'Connor, Mr Tony Parrott; 1994 Mr Tom McAllister; 1996 Mr Peter Whitaker, Mr Mark Collins, Mr Ted Kendt; 1998 Mr Graeme Williams; 2000 Ms Fran Graham, Mrs Glad Woods, Mrs Roma Shipp, Mr Max Atkins, Mr David Bierwirth, Mr Brian Connor; 2004 Mr Doug Jeffery; 2005 Mr Graeme Cumbrae-Stewart; 2006 Mr Darrell White; 2008 Mrs Vickie Moore; 2010 Mr Len Pratt, Mr Rod Binns, Mrs Elsie Anderson; **2011/12 Mrs Julie Fidler**

Victorian Spirit of Tennis Award

(formerly the Victorian Centenary of Tennis Award)

This award is to recognise a significant and valuable contribution to the advancement or popularity of the sport in any field. The recipient must be born in Victoria or lived the majority of their life as a Victorian resident.

1980 Mr Frank Sedgman; 1981 Mr Neale Fraser; 1982 Mr Brian Tobin; 1983 Mr Jim Entink; 1984 Mrs Judy Dalton; 1985 Mrs Margaret Court; 1986 Mr Paul McNamee; 1987 Mr Pat Cash; 1988 Mr Colin McDonald; 1989 Mr Peter McNamara; 1990 Dr John Fraser; 1991 Mr Alan Trengove; 1992 Mr Kevin Howard; 1993 Ms Anne Minter; 1994 Mr Ian Occlshaw; 1995 Mrs Nicole Bradtke; 1996 Mr Geoff Kerr; 1997 Mr Allan Stone; 1998 Mrs Beverley Rae; 1999 Mr Jack May; 2000 Mr Kevin Bolton; 2001 Mr Tony Ryan; 2002 Mr Jim Reid; 2003 Mr Peter Bellenger; 2004 Mr Max Atkins; 2005 Mr Jim Sheppard; 2006 Mr Eric Campbell; 2007 Mr Wayne Arthurs; 2008 Mr Hamish Macmillan; 2009 Ms Fran Graham; 2010 Mr Brian Grace; **2011/12 Mr Ian Barclay**

Tennis Service Award

1981 Mr Bill McGrath, Mr Sam Phillips; 1982 Mr Jack Thompson, Mr Richard Bear, Mr Jim Billows, Mrs Bobbie Collinson, Mr Harvey Harris, Mr Eric Morris; 1984 Laurie Sweet; 1985 Mrs Yvonne Peters; 1986 Cec Williams; 1987 Mr Ian Haebich, Mr Ken Jones, Mrs Roma Shipp; 1989 Mr Ken Blackshaw, Mr Ron Bury; 1990 Mr Tim Burns, Mrs Pat Guthrie, Mr Roland Klinge, Mr Keith Morrison, Mr Ron Williams; 1991 Mr Ray Abbey, Mr Stan Heywood; 1992 Mr Les Blackburn, Mrs Phyl Crowther, Mr Phonse Orger, Mr Len Spence, Mrs Lola Whiting; 1993 Mr Barry Barton, Mrs Bev McConnell; 1994 Mr Brian Collins, Mr Len Pratt, Mr Bob Hoopell, Mrs Betty Hoopell; 1996 Ms Rosemary Wright, Mr Ralph Beeby; 1997 Mrs Pat Flynn, Mrs Vicki Moore; 1998 Mr John Finlay; 1999 Mr Robert Brian, Mr Robert Greig; 2000 Mrs Bev Hosie, Mr John Angus; 2001 Ms Sue Saliba, Mrs Enid Miller, Mr Jim Miller, Mr Angelo Cianchi; 2002 Mrs Denise Huthinson, Mrs Aldene Glenister; 2003 Mr Maurice Barker, Mrs Jennifer Walker, Ms Selma Ruddick; 2004 Mr Bryan Curran, Mr Ron Nelson; 2005 Mr Kevin O'Callaghan; 2006 Mr Ian Adderley, Mr Ron Carter, Mr Gregory Cooke, Mrs Gail Morse, Mrs Glenda Sundstrom; 2008 Mrs Marilyn Hannah, Mr Trevor Valentine, Mr Jack Carnell; 2009 Mr Murray Hart, Mrs Jocelyn Oliver; 2010 Mr Robert Payne, Mrs Marjorie Cox, Mr Frank Sutherland, Mrs Jill Morrison, Mr Robert Jackson, Mr Jim Birch, Mrs Eva Bettiol; 2011 Mr Trevor Smyth, Mrs Loretta Thrupp, Mr Peter Thrupp, Mr Russ Nicholls, Mr David Hocking, Mrs Janice Hocking, Mr Bill Goodwin, **2011/12 Mrs Dorothy Murdoch, Mrs Yvonne Law, Mrs Gail Norman; Mr Daryl Carter**

Most Outstanding Club, Centre, Association or School

2011/12 – Frankston Tennis Club

Most Outstanding Tournament

2011/12 – 2011 William Loud Bendigo International, Bendigo Tennis Association

Coaching Excellence – Club or Centre

2011/12 – Shane Scrutton, Eaglemont Tennis Club

Coaching Excellence – MLC Tennis Hot Shots

2011/12 – Wes Horskins

Most Outstanding 35+ Tennis Senior

2011/12 – Judy Hancy

Most Outstanding Athlete with a Disability

2011/12 – Zvi Schweitzer

Gordon Moffatt Junior Excellence Award

2011/12 – Daniel Guccione and Zoe Hives



Photo: Tennis Australia

State Rankings (as at 30 June 2012)

Men

1. Marinko Matosevic
2. Samuel Groth
3. Carsten Ball
4. Christopher Guccione
5. John Peers
6. James Lemke
7. Peter Luczak
8. Mark Verryth
9. Nima Roshan
10. Andrew Whittington

Boys' 14/u

1. Richard Yang
2. Mike Vaughan
3. Chase Ferguson
4. Matthew Romios
5. Stefan Skadarka
6. Daniel Nguyen
7. Jamie Sekulovski
8. Todd Millington
9. Nelson Roso
10. Jackson Ross

Women

1. Jarmila Gajdosova
2. Anastasia Rodionova
3. Olivia Rogowska
4. Sacha Jones
5. Sally Peers
6. Viktorija Rajcic
7. Karolina Wlodarczak
8. Tammi Patterson
9. Azra Hadzic
10. Alenka Hubacek

Girls' 14/u

1. Jessica Brzozowska
2. Michelle Pits
3. Jaimee Furlis
4. Audrey Teo
5. Jessie Mount
6. Mikayla Bridge
7. Destanee Aiava
8. Julia Makridis
9. Vivian Fidantsis
10. Gabriela Ruffels

Boys' 18/u

1. Andrew Harris
2. Jacob Grills
3. Marc Polmans
4. Daniel Guccione
5. James Sheppard
6. Jai Corbett
7. Omar Jasika
8. Socrates Leon Tsoronis
9. Harley Pearson
10. Andrej Lukic

Boys' 12/u

1. Connor Di Marco
2. Codey Gunn
3. Marcus Bulmaga
4. Greg Polmans
5. Jack Clements
6. Ken Cavrak
7. Mason Naumovski
8. Alexander Khreish
9. Hassan Bakkar
10. Sean Ly

Girls' 18/u

1. Viktorija Rajcic
2. Azra Hadzic
3. Belinda Woolcock
4. Michaela Capannolo
5. Isabelle Wallace
6. Eliza Long
7. Gussie O'Sullivan
8. Stefani Stojic
9. Ashleigh Capannolo
10. Georgiana Ruhrig

Girls' 12/u

1. Destanee Aiava
2. Gabriela Ruffels
3. Peta Valos
4. Taylah Mielczarek
5. Alessia Roso
6. Jessica Zaviacic
7. Teodora Vuruna
8. Zoe Duff
9. Jasmin Starr
10. Kirsten Waters


Boys' 16/u

1. Marc Polmans
2. Daniel Guccione
3. Omar Jasika
4. Socrates Leon Tsoronis
5. Justyn Levin
6. Daniel Nolan
7. Nicholas Opasinov
8. Daniel Nickels
9. Cody Brackenreg
10. Alexandros Yiappos

Girls' 16/u

1. Isabelle Wallace
2. Zoe Hives
3. Annabelle Andrinopoulos
4. Brigitte Beck
5. Katerina Valos
6. Noelleda Ah San
7. Jaide Collins
8. Imke Barnard
9. Jessica Brzozowska
10. Ellie Chesterman

Note: The above State Rankings have previously been reported as at 31 December in previous Annual Reports. In addition, the following rolling reporting on Australian and State Representation and Results has previously been based on a calendar year. As a transition year to now be based on the financial year with which each Annual Report corresponds, this 2011/12 Annual Report contains 18 months of information for these areas.



2011/12 Australian and State Representation

Davis Cup

Chris Guccione
Marinko Matosevic

Fed Cup

Jarmila Gajdosova
Sally Peers
Anastasia Rodionova
Olivia Rogowska

2011 Junior Davis Cup

Daniel Guccione

2011 Junior Fed Cup

Belinda Woolcock

2012 Junior Davis Cup

Daniel Guccione

2012 Junior Fed Cup

Zoe Hives
Isabelle Wallace

2011 14/u World Junior Teams Event

Omar Jasika
Marc Polmans

2011 School Sport Victoria Pizzezy Cup Team

Boys
Leroy Miller (Captain)
Andrew Poustie (Vice Captain)
Will Kneale
Marshall Street
James Sheppard
Lewis Karapanos
Michael Best
Jacob Grills

Girls
Kelsey Williams (Captain)
Stephanie Barnett (Vice Captain)
Romy Stephens
Tayla Stenta
Alanah Parnaby
Zoe Hives
Sophie Grumley
Eliza Long
Finished: Second Place

2012 School Sport Victoria Pizzezy Cup Team

Boys
Jai Corbett (Captain)
Harley Pearson (Vice Captain)
Aaron Addison
Michael Best
Ryan Draffin
Jordan Drew
Daniel Nickels
Alex Van De Steenoven

Girls

Stephanie Barnett
Ellie Chesterman
Georgina Jupp
Danielle McIntyre
Alana Parnaby
Romy Stephens
Jayde Viccars
Klara Vickov
Finished: Third Place

2011 School Sport Victoria Bruce Cup Team

Boys
Jackson Ross
Todd Millington
Connor Di Marco
Codey Gunn
Christopher Cox
Cooper Wyatt
Jeremy Taylor

Girls

Gabriela Ruffels
Cindy Tamber
Kate Vaughan
Stephanie Serafidis
Bethany Toner
Gabiella Sprague
Teodora Vuruna
Finished: Second Place

Victorian State Teams

Sproule/Stephens Cup (Boys' 14/u)

Daniel Nolan
Marcel Du Sart
Daniel Nickels
Team Manager: Chris Mahony
Finished: Sixth Place

Mary Hawton Cup (Girls' 14/u)

Katerina Valos
Noelleda Ah San
Michelle Pits
Team Manager: Emily Rea
Finished: Fifth Place

Rod Laver Cup (Boys' 12/u)

Chase Ferguson
Matthew Romios
Todd Millington
Team Manager: Rob Leeds
Finished: Second Place

Margaret Court Cup (Girls' 12/u)

Jaimee Fourlis
Vivian Fidantsis
Stephanie Serafidis
Team Manager: Mark Hlawaty
Finished: Fifth Place

Allied Team (Girls' 12/u; combined with ACT)

Samyuktha Rajagopalan
Bethany Toner
Chorlida Kang (ACT)
Team Manager: Emily Rea
Finished: Seventh Place

Foundation Cup Regional State Team (Boys' 13/u)

Josh Charlton
Isaac Watson
Lachlan Carroll
Zac Urquhart
Team Manager: John Glynn
Finished: Third Place

Foundation Cup Regional State Team (Girls' 13/u)

Andrine Holt-Crossman
Nicole Mullen
Hannah Heath
Layla Simmie
Team Manager: Julie Glynn
Finished: Second Place

2011/12 Results

National Tennis League Finals (Victorian Division)

Men's
Kooyong Lawn 6-11-47 d Dingley 0-1-20

Women's
Kooyong Lawn 3-6-34 d Grace Park 3-6-32

2011 Premier League Finals

Men's
Liston 5-11-99 d Kooyong Lawn 2-6-83

Women's
Kooyong Lawn 5-10-66 d Geelong Lawn 1-2-32

2011 Premier League Player of the Year Awards

Men's
Rubin Statham Liston Tennis Club

Women's
Michaela Johansson Kooyong Lawn Tennis Club

2011 Pennant Grade Grand Finals Results

Men's

Grade 1	Royal South Yarra	5-10-96	d	Kooyong Lawn	2-6-78
Grade 2	Bundoora	5-10-69	d	Maccabi	2-5-65
Grade 3	Strathmore	4-11-98	d	Bruce Park	2-6-79
Grade 4	Mordialloc	4-9-78	d	Geelong Lawn	4-8-71
Grade 5	Eildon Park	5-10-72	d	Mayfield Park	0-2-42
Grade 6	Overport Park	5-10-80	d	East Camberwell	1-5-64
Grade 7	Box Hill	5-12-97	d	Knox City	2-6-75
Grade 8	Mt Eliza	4-9-67	d	Glen Iris Valley	1-2-43
Grade 9	St Lukes Thomastown	4-10-90	d	Beaumaris Lawn No 1	3-8-75
Grade 10	Macleod	6-10-65	d	North Balwyn	0-0-40
Grade 11	Maccabi No 1	4-10-86	d	Templestowe Park	2-6-69
Seniors 1	Kooyong Lawn No 1	2-4-44	d	Warrandyte	1-3-33
Seniors 2	Yarraville	4-8-53	d	Heatherdale	0-1-21
Seniors 3	Greensborough	2-4-40	d	Macleod	2-4-35
Seniors 4	Beaumaris Lawn	3-5-33	d	Grace Park	0-1-24
Seniors 5	Kurunjang Park	4-8-57	d	Kooyong Lawn	0-2-36
Seniors 6	Yarraville	3-6-43	d	Eley Park	1-2-32

Women's

Grade 1	Kooyong Lawn No 2	4-10-87	d	Kooyong Lawn No 1	2-6-62
Grade 2	Kooyong Lawn No 1	5-11-86	d	Essendon	2-6-75
Grade 3	Royal South Yarra No 1	4-10-87	d	Kooyong Lawn No 2	3-6-70
Grade 4	Donvale	5-11-81	d	Bundoora	0-3-44
Grade 5	West Lalor	4-10-77	d	MCC No 1	1-4-54
Grade 6	Melbourne University	4-10-72	d	Bulleen	1-4-44
WOD	East Preston Park	2-5-44	d	Altona	1-4-29

2011 Pennant Player of the Year Awards

Women's

Grade 1	Zoe Hives	Eaglemont Tennis Club
Grade 2	Monica Rajjic	Debrahey Recreation Club
Grade 3	Midori Hayashi	Donvale Tennis Club
Grade 4	Jaymee Bennett	Werribee Central Tennis Club
Grade 5	Skye Douglass	Royal South Yarra Tennis Club
Grade 6	Pricilla Djuardi	Melbourne University Tennis Club
WOD	Cathy Michelini	East Preston Park Tennis Club

Men's

Grade 1	Ryan Thomas	Beaumaris Lawn Tennis Club
Grade 2	Jim Kurti	Melbourne University Tennis Club
Grade 3	James Mattingly	Beaumaris Lawn Tennis Club
Grade 4	Jack M Glennane	Orrong Park Tennis Centre
Grade 5	Ben Jones	Eildon Park Tennis Club
Grade 6	Aaden Hughes	Kooyong Lawn Tennis Club
Grade 7	Paul Stockton	Knox City Tennis Club
Grade 8	Jake Mckenzie	Mt Eliza Tennis Club
Grade 9	Peter Daly	Sunbury Lawn Tennis Club
Grade 10	Chris Draper	Belgrave Tennis Club
Grade 11	Andrew Scanlon	Grace Park Lawn Tennis Club
Seniors Grade 1	Stephen Gay	Kooyong Lawn Tennis Club
Seniors Grade 2	Vu Tran	Yarraville Tennis Club
Seniors Grade 3	Ben Scott	Greensborough Tennis Club
Seniors Grade 4	Barry Ferguson	Beaumaris Lawn Tennis Club
Seniors Grade 5	Terry Love	Kurunjang Park Tennis Club
Seniors Grade 6	Greg John	Yarraville Tennis Club

Kevin Howard Award

Kurunjang Park Tennis Club; Seniors Grade 5
David Kershaw
Terry Love
Scott Nielsen
Mark Porritt
Shane Slattery
Jamie Wright

2011 Junior Pennant Finals Results

Boys

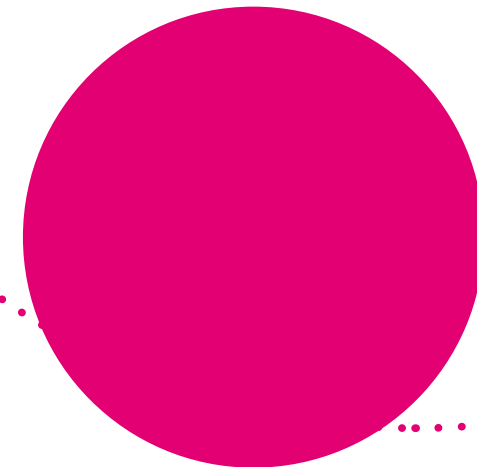
16A	Waverley Tennis	5-9-64	d	North Suburban Junior	1-1-38
16B	North Eastern Junior Black	4-6-50	d	North Eastern Junior Red	2-6-53
16C	Western Region	4-7-50	d	North Eastern Junior	2-5-46
16D	Waverley Tennis	6-10-66	d	North Eastern Junior Red	0-0-30
14A	Waverley Tennis	6-10-64	d	Eastern Region Tennis	0-0-22
14B	North Eastern Junior	4-7-49	d	North Suburban Junior	2-5-41
14C	North Eastern Junior	5-8-56	d	Eastern Region Tennis	1-2-31
14D	North Suburban Junior	4-7-53	d	North Eastern Junior	2-4-41
14E	Bayside-Moorabbin	4-7-52	d	North Eastern Junior	2-3-39
12A	North Suburban Junior	3-6-51	d	Berwick and District	3-5-47
12B	Bayside-Moorabbin	4-7-59	d	North Eastern Junior	2-4-48
12C	Barwon	3-6-55	d	Waverley Tennis	3-5-49
12D	North Eastern Junior	4-7-51	d	Peninsula	2-3-39

Girls

16A	Waverley Tennis	4-6-48	d	Eastern Region Tennis	2-4-39
16B	North Suburban Junior	3-5-46	d	North Eastern Junior Red	3-5-43
14A	Waverley Tennis	4-7-51	d	Barwon	2-5-43
14B	Barwon	4-6-54	d	North Eastern Junior	2-4-39
14C	Western Region	5-8-54	d	North Suburban Junior	1-2-36
12A	Waverley Green	5-9-57	d	Eastern Region Tennis	0-0-25
12B	North Suburban Junior	5-9-60	d	North Eastern Junior	1-3-49
12C	Barwon	5-9-65	d	North Eastern Junior	1-2-31

Mixed

10A	Bayside-Moorabbin Blue	5-9-62	d	Berwick and District	1-2-42
-----	------------------------	--------	---	----------------------	--------



2011/12 Results

2011 Junior Pennant Players of the Year

Boys	Girls
16A Michael Eddy (North Suburban)	Jaide Collins (Waverley Tennis)
14A David Hough (Waverley Tennis)	Kelly Martin (Waverley Tennis)
12A Lucas Vuradin (North Suburban)	Gabriela Sprague (Waverley Tennis)

Mixed
18A Jaymee Bennett (Western Region)
10A Nick Ritchie (Bayside-Moorabbin)

Victorian National Title Holders (1 January 2011 to 30 June 2012)

2011 Grasscourt Championships

14/u Boys' Singles	Omar Jasika
12/u Girls' Singles	Michelle Pits
12/u Boys' Doubles	Chase Ferguson and Max Purcell (NSW)
12/u Girls' Doubles	Michelle Pits and Sasha Bollweg (WA)

2011 Claycourt Championships

16/u Boys' Doubles	Oliver Ceranic and Daniel Guccione
14/u Girls' Singles	Isabelle Wallace
14/u Boys' Doubles	Marc Polmans and Jake Delaney (NSW)
12/u Girls' Singles	Destanee Aiava
12/u Boys' Singles	Richard Yang
12/u Girls' Doubles	Michelle Pits and Sasha Bollweg (WA)
12/u Boys' Doubles	Chase Ferguson and Alexi Popyrin (NSW)

2011 Spring Nationals

14/u Girls' Singles	Zoe Hives
14/u Boys' Singles	Nicholas Opasinov
14/u Boys' Doubles	Nicholas Opasinov and Jake Delaney (NSW)
12/u Girls' Doubles	Jaimee Fourlis and Aleksa Cveticanin (QLD)

2011 December Showdown

16/u Girls' Singles	Eliza Long
16/u Girls' Doubles	Isabelle Wallace and Danielle Wagland (NSW)
16/u Boys' Doubles	Jacob Grills and Harry Bourchier (TAS)
14/u Boys' Singles	Marc Polmans
14/u Boys' Doubles	Daniel Nolan and Oliver Anderson (QLD)
12/u Boys' Singles	Chase Ferguson
12/u Girls' Singles	Destanee Aiava
12/u Girls' Doubles	Destanee Aiava and Julia Makridis

2012 Grasscourt Championships

12/u Girls' Singles	Jaimee Fourlis
12/u Boys' Singles	Matthew Romios
12/u Girls' Doubles	Jaimee Fourlis and Aleksa Cveticanin (QLD)
14/u Girls' Doubles	Michelle Pits and Sara Tomic (QLD)

2012 Claycourt Championships

16/u Girls' Singles	Isabelle Wallace
14/u Girls' Doubles	Katerina Valos and Chloe Hule (SA)
14/u Boys' Doubles	Caleb Boland and Akira Santillan (QLD)
12/u Girls' Doubles	Jaimee Fourlis and Aleksa Cveticanin (QLD)

2011 Victorian Junior Hardcourt Championships

12/u – 14/u – 5-8 October 2011, Pakenham Regional Tennis Centre
 16/u – 18/u – 19-21 December 2011, Pakenham Regional Tennis Centre

Boys' 12/u Singles

[3] Stefan Skadarka	d	Michael Commings	7-5 7-6(5)
---------------------	---	------------------	------------

Boys' 12/u Doubles

[2] Jackson Ross - Stefan Skadarka	d	Michael Commings - Matthew Dellavedova	6-1 6-2
------------------------------------	---	----------------------------------------	---------

Boys' 14/u Singles

[4] Cody Brackenreg	d	[3] Richard Yang	6-1 2-6 7-5
---------------------	---	------------------	-------------

Boys' 14/u Doubles

Cody Brackenreg - David Hough	d	[1] Long Nguyen - Daniel Nickels	7-6(5) 7-6(5)
-------------------------------	---	----------------------------------	---------------

Boys' 16/u Singles

[1] Aaron Addison	d	Nathan Ponton	6-1 6-0
-------------------	---	---------------	---------

Boys' 16/u Doubles

Alex Van De Steenoven - Chris Wickenton	d	Themi Sitoukis - Ned Whittaker	7-6(4) 6-4
-----------------------------------------	---	--------------------------------	------------

Boys' 18/u Singles

[2] Nikolaos Messiakaris	d	Eric Roman De Romas	7-5 6-4
--------------------------	---	---------------------	---------

Girls' 12/u Singles

Gabriela Ruffels	d	[3] Samyuktha Rajagopalan	7-5 6-1
------------------	---	---------------------------	---------

Girls' 12/u Doubles

[1] Vivian Fidantsis - Gabriela Sprague	d	Gabriela Ruffels - Teodora Vuruna	4-6 6-4 [10-8]
-----------------------------------------	---	-----------------------------------	----------------

Girls' 14/u Singles

[3] Shayannah Beck	d	[6] Chanel Dimos	3-6 6-3 6-2
--------------------	---	------------------	-------------

Girls' 14/u Doubles

[2] Chanel Dimos - Danielle McIntyre	d	Sara Kyriazopoulos - Audrey Teo	6-1 6-1
--------------------------------------	---	---------------------------------	---------

Girls' 16/u Singles

[1] Jaide Collins	d	[2] Kristen Mcsweeney	6-2 6-3
-------------------	---	-----------------------	---------

Girls' 16/u Doubles

[1] Jaide Collins - Daphne Mantzanidis	d	Georgina Jupp - Briony Mckenzie	6-3 6-3
----------------------------------------	---	---------------------------------	---------

2011 Junior Development Series State Championships

4 December 2011, Pakenham Regional Tennis Centre

Boys' 10/u Singles

[3] Johnny Barkoczy	d	Alex Bulte	7-6(2)
---------------------	---	------------	--------

Boys' 12/u Singles

[3] Jack Bianco	d	Thomas Jordan	6-4
-----------------	---	---------------	-----

Girls' 10/u Singles

[1] Natasha Ilic	d	[2] Keona Mendis	6-4
------------------	---	------------------	-----

Girls' 12/u Singles

[1] Belle Thompson	d	[2] Isabella Kitanov	6-2
--------------------	---	----------------------	-----

2011 Victorian Grasscourt Championships

26-30 December 2011, Geelong Lawn Tennis Club

Men's Open Singles

[6] Matthew Hicks	d	[4] Ryan Agar	6-3 6-4
-------------------	---	---------------	---------

Men's Open Doubles

Daniel Ferretti - Andrew Poustie	d	[8] Sebastian Bader - Lukas Koncilia	6-4 6-3
----------------------------------	---	--------------------------------------	---------

Women's Open Singles

[2] Viktorija Rajcic	d	[11] Isabelle Wallace	6-1 7-5
----------------------	---	-----------------------	---------

2011/12 Results

Women's Open Doubles

Karen Filippou - Carolyn McGann	d	[1] Viktorija Rajcic - Stefani Stojic	6-3 7-5
---------------------------------	---	---------------------------------------	---------

2012 Inter-Regional Country Championships

6-8 January 2012, Wangaratta Lawn Tennis Club

Men's Open Singles

[1] Curt Garwood	v	[5] Aidan Fitzgerald	Final abandoned due to rain
------------------	---	----------------------	-----------------------------

Men's Open Doubles

Event abandoned due to rain

Women's Open Singles

[1] Karen Filippou	v	[2] Vicki Stucky	Final abandoned due to rain
--------------------	---	------------------	-----------------------------

Women's Open Doubles

[1] Karen Filippou - Carolyn McGann	v	[4] Katie Ferguson - Helene Steward	Final abandoned due to rain
-------------------------------------	---	-------------------------------------	-----------------------------

Mixed Doubles

Event abandoned due to rain

Men's Singles 45 and over

Terry Smith	v	[2] Bruce Ferguson	Final abandoned due to rain
-------------	---	--------------------	-----------------------------

Men's Doubles 45 and over

[1] Ken Barton - Tony Brushfield	v	[3] John Evans - Bruce Ferguson	Final abandoned due to rain
----------------------------------	---	---------------------------------	-----------------------------

Women's Singles 45 and over

[4] Lisa Beck	v	[3] Mandy Connors-Butson	Final abandoned due to rain
---------------	---	--------------------------	-----------------------------

Women's Doubles 45 and over

[1] Jill Pavia - Fiona Walker	v	Mandy Connors-Butson - Sue Drum	Final abandoned due to rain
-------------------------------	---	---------------------------------	-----------------------------

Mixed Doubles 45 and over

Event abandoned due to rain

Boys' 18/u Singles

[1] Ari Levinson	v	[2] James Brushfield	Final abandoned due to rain
------------------	---	----------------------	-----------------------------

Boys' 18/u Doubles

Event abandoned due to rain

Girls' 18/u Singles

[5] Ashleigh Jolliffe	v	[2] Ramona Mataruga	Final abandoned due to rain
-----------------------	---	---------------------	-----------------------------

Girls' 18/u Doubles

Vivien Cadd - Hailey Shanahan	v	[2] Saifon Love - Ramona Mataruga	Final abandoned due to rain
-------------------------------	---	-----------------------------------	-----------------------------

Mixed 18/u Doubles

Event abandoned due to rain

Boys' 16/u Singles

[6] Erik Holt Crossman	v	James Tobin	Final abandoned due to rain
------------------------	---	-------------	-----------------------------

Boys' 16/u Doubles

[1] Zaine Cordy - Adam Lasky	v	Toby Timms - James Tobin	Final abandoned due to rain
------------------------------	---	--------------------------	-----------------------------

Girls' 16/u Singles

[1] Hope Curtis-McDonald	d	Sarah Missen	6-2 6-1
--------------------------	---	--------------	---------

Girls' 16/u Doubles

Event abandoned due to rain

Mixed 16/u Doubles

Event abandoned due to rain

Boys' 14/u Singles

[4] Nicholas Gattuso	v	[7] Michael Chapman	Final abandoned due to rain
----------------------	---	---------------------	-----------------------------

Boys' 14/u Doubles

[3] Lachlan Carroll - Benjamin Lewin	d	[4] Brayden Burgess - Zac Urquhart	6-1
--------------------------------------	---	------------------------------------	-----

Girls' 14/u Singles

[6] Andrine Holt Crossman	d	[2] Amelia Charlton	Final abandoned due to rain
---------------------------	---	---------------------	-----------------------------

Girls' 14/u Doubles

[2] Sheree Moore - Sarah Olofsson	d	[1] Grace Johnston - Rachel Lolait	6-2
-----------------------------------	---	------------------------------------	-----

Mixed 14/u Doubles

Event abandoned due to rain

Boys' 12/u Singles

[1] Josh Charlton	v	[2] Jack Clements	Final abandoned due to rain
-------------------	---	-------------------	-----------------------------

Boys' 12/u Doubles

[1] Josh Charlton - Jack Clements	v	[3] Lachlan Noble - Jason Tomicic	Final abandoned due to rain
-----------------------------------	---	-----------------------------------	-----------------------------

Girls' 12/u Singles

[1] Olivia Ryan	v	Jacqui Hall	Final abandoned due to rain
-----------------	---	-------------	-----------------------------

Girls' 12/u Doubles

Event abandoned due to rain

Mixed 12/u Doubles

Event abandoned due to rain

2012 Inter-Regional Country Championships Points Table

1.	Barwon	180.25 points
2.	Goulburn	146.5 points
3.	Loddon Campaspe	128.25 points
4.	East Gippsland	90.75 points
5.	South West	89 points
6.	Mornington Peninsula	87.5 points
7.	Wimmera	81.75 points
8.	Central Gippsland	81.25 points
9.	Northern Mallee	71 points
10.	North East	70 points
11.	Central Highlands	67.75 points

Cooke Shield for the most improved region

East Gippsland

2012 Victorian Junior Grasscourt Championships

11-15 January 2012, Wodonga Tennis Centre

Boys' 12/u Singles

[1] Matthew Romios	d	[2] Todd Millington	6-2 6-2
--------------------	---	---------------------	---------

Boys' 12/u Doubles

[1] Connor Di Marco - Matthew Romios	d	[2] Bevan Rossjohn - Cooper Wyatt	6-2 6-0
--------------------------------------	---	-----------------------------------	---------

Boys' 14/u Singles

[2] Cody Brackenreg	d	[1] Daniel Nickels	6-3 6-0
---------------------	---	--------------------	---------



2011/12 Results

Boys' 14/u Doubles
[2] Cody Brackenreg - d [5] Alexander Bielinski - 6-2 6-2
Billy Friend Zac Osborne

Boys' 16/u Singles
Patrick Fitzgerald d [7] Alex Van De Steenoven 7-5 6-1

Boys' 16/u Doubles
Dylan Bloor - d Alex Van De Steenoven - 1-6 7-5 [11-9]
Blake Keblewhite Tom Zaleski

Girls' 12/u Singles
[3] Gabriela Ruffels d [1] Bethany Toner 6-4 6-3

Girls' 12/u Doubles
[1] Gabriela Ruffels - d [2] Peta Valos - 6-3 6-4
Bethany Toner Kate Vaughan

Girls' 14/u Singles
[1] Jessica Brzozowska d [2] Audrey Teo 6-4 6-3

Girls' 14/u Doubles
[2] Audrey Teo - d [3] Mikayla Bridge - 6-2 6-1
Sophie Torcello Vivian Fidantsis

Girls' 16/u Singles
Alesi Molotii d [1] Annie Shannon 6-4 6-1

Girls' 16/u Doubles
Priscilla Dawson - d Julia Stutsel - 6-1 6-1
Isabella Spring Victoria Toole

2012 Victorian Junior Claycourt Championships

9-12 March 2012, Dingley Tennis Club

Boys' 12/u Singles
Hien Pham d Jeremy Taylor 4-6 6-1 6-4

Boys' 12/u Doubles
[1] Christopher Cox - d [2] Todd Millington - 6-3 7-5
Connor Di Marco Cooper Wyett

Boys' 14/u Singles
Caleb Boland d [3] David Hough 6-1 6-2

Boys' 14/u Doubles
[3] Jackson Ross - d William Noall - 8-4
Mike Vaughan Andrew Parker

Boys' 16/u Singles
[1] Nicholas Opatin d Jake McKenzie 4-6 6-2 6-4

Boys' 16/u Doubles
[3] Nathan Ponton - d Charles Edgecombe - 8-5
Joshua Whelan Long Nguyen

Girls' 12/u Singles
[1] Kate Vaughan d [2] Peta Valos 6-4 6-2

Girls' 12/u Doubles
[1] Peta Valos - d Ruby Clayton - 8-0
Kate Vaughan Adriana Noga

Girls' 14/u Singles
[3] Audrey Teo d Sophie Torcello 7-6(9) 2-6 6-3

Girls' 14/u Doubles
[2] Vivian Fidantsis - d [1] Sophie Torcello - 6-2 6-2
Audrey Teo Deena Tumber

Girls' 16/u Singles
[1] Klara Vickov d [2] Daphne Mantzanidis 6-3 6-4

Girls' 16/u Doubles
[1] Daphne Mantzanidis - d [2] Tiffany Noonan - 6-2 6-3
Alexandra Youn Cheyenne Po-Ching

2012 Victorian Claycourt Championships

11-15 April 2012, Dendy Park Tennis Club

Men's Open Singles
[1] Samuel Groth d [2] Adam Hubble 6-3 6-3

Men's Open Doubles
[1] Samuel Groth - d [2] Daniel Ferretti - 7-6(1) 6-3
Adam Hubble Aaron Leeder-Chard

Women's Open Singles
[1] Viktorija Rajcic d [2] Azra Hadzic 6-3 6-2

Women's Open Doubles
[2] Viktorija Rajcic - d [1] Azra Hadzic - 7-6(1) 6-4
Stefani Stojic Gussie O'Sullivan

2012 Medibank Junior Development Series State Championships

24 June 2012, Pakenham Regional Tennis Centre

Boys' 10/u Singles
Not completed due to rain

Boys' 12/u Singles
Elvin Dolic d Nicholas Figgins 6-2

Girls' 10/u Singles
Not completed due to rain

Girls' 12/u Singles
Erica Leyton d Annaleise Hughes 6-2

Regional Teams Events

11/u Frank Sedgman Cup
6-7 August 2011, Ballarat
North Eastern Junior TA 4-26 d Eastern Region Tennis 2-23

13/u Boys' John Fitzgerald Cup
30-31 October 2011, Ballarat
Central Gippsland 3-25 d Loddon Campaspe 1-20

13/u Girls' Foundation Cup
13-14 November 2011, Bairnsdale
Barwon 5-10-71 d Central Highlands 1-3-39

15/u Ambassadors Cup
27-28 November 2011, Warrambool
Loddon Campaspe 4-41 d Barwon 2-31

10/u Wayne Arthurs Cup
10-11 December 2011, Kooyong
North Suburban Junior TA 4-35 d Bayside-Moorabbin 2-34

12/u Alicia Molik Cup
24-25 March 2012, Kooyong
North Suburban Junior TA 5-40 d Eastern Region Tennis 1-29

12/u, 14/u, 16/u Association and Regional Teams Challenge
9-11 June 2012, Bendigo Tennis Association
Waverley Tennis 14-116 d Eastern Region Tennis 10-98

2011/12 Supporters

Major Supporters



Official Partners



Industry Supporters and Partners



Member Benefit Providers





Tennis Victoria

AAMI Park
Olympic Boulevard
Melbourne, Victoria 3001
Locked Bag 6001
Richmond, Victoria 3121
T (03) 8420 8420
F (03) 8420 8499
E tvreception@tennis.com.au
W tennis.com.au/vic