

*Tennis Victoria
Annual Report
2012/13*



Tennis Victoria's Purpose

"To make tennis a part of every Victorian's life"

The eight facets of the fantastic sport of tennis in Victoria of which Tennis Victoria is proud to promote are: It's...

- **Fun;** and that's number one
- **Fitness;** promoting a healthy Victoria
- **Friendships;** all over the state
- **Families;** playing together
- **For everybody;** no matter what gender, background or standard
- **Forever;** from the youngest to the oldest of ages
- **Far reaching;** Victoria has 40%+ of Australia's tennis clubs and members – it is a very big grassroots community and we are strongest together
- **Fair play;** both on and off the court.

The Tennis Victoria Way

Our six values which define our collective behaviour to achieve success are:

We **T**ake responsibility; are approachable and accessible

We **E**njoy our work; and working with others collaboratively

There are **N**o soft excuses; as we strive to be the best we can be

We **k**now our stuff; and are passionate about serving the sport of tennis

We are **I**nnovative and inclusive; and open to change

We **S**peak up, speak straight; listen and communicate

Contents

President's Report	2
Treasurer's Report	3
Executive Director's Report	4
The Team At Tennis Victoria	6
Community Tennis Report	7
Tennis Operations	10
Government Relations/Places to Play report	12
Marketing and Communications Report	14
Financial Report	15
Board, Council and Committees	28
Awards	29
State Rankings	30
2011/12 Australian & State Representation	31
2011/12 Results	32
2012/13 Supporters	37



President's Report



I have much pleasure in presenting my President's Report for 2012/13.

We had an operating profit of \$25,884 against a budgeted profit of \$2,214. This was a very pleasing result in a very difficult year and was achieved because of the great efforts of our Executive Director, Matthew Kennedy, and all the staff. After taking into consideration the movement in investments, the net surplus was \$164,175. More details of the financials will be discussed by our Treasurer James Copes.

On Monday June 24 this year we had our second Tennis Victoria Championships Dinner / Victorian Tennis Awards attended by 314 people, an event which is now firmly entrenched in our diary as a 'must attend' that recognises and acknowledges people who have contributed so much to our great sport. The winners of the major awards were Colin Stubs, Victorian Spirit of Tennis Award, for his many years of running the Australian Open and the AAMI Classic at Kooyong and Elsternwick Park Tennis Centre for being the Most Outstanding Club, Centre, Association or School. Congratulations to all other winners.

We have continued to work on upgrading, modernising and bringing into line our Constitution so that it meets current good governance requirements, and best practice principles and/or needs of the likes of Tennis Australia and the Australian Sports Commission. The first changes were presented and approved at our Annual General Meeting last year and further changes will be presented at a Special General Meeting of all members in the first half of 2014.

Whilst our current Strategic Plan is for the period 2010 - 2015, and is our second five-year plan, the Board felt that so much has occurred in the delivery of tennis and our responsibilities, issues clubs are facing, and clear National emphasis at Tennis Australia, with the recent evolution of MLC Tennis Hot Shots and also Cardio Tennis, that we needed to review it sooner rather than in late 2014. As a result, a lot of work has gone into this and the proposed updated plan was recently presented by the Board to the August Council Meeting for consideration and any feedback. This document will reflect the current tennis environment and key targets the Board and staff are currently working towards.

Last year saw the first year of the Asia-Pacific Tennis League (previously the National Tennis League) with all states plus New Zealand and Oceania participating in the ATL Playoffs, with a number of highly ranked players competing. For the second year in a row, the Victorian team won the Men's with the Liston Seagulls defeating ATP Sydney while the Kooyong Classics finished 5th in the Women's. Congratulations to both teams for representing Victoria so well.

I believe the most important subject we have worked on over the last 12 months has been Affiliation Reform. Tennis Australia and ourselves are of one mind in that we strongly believe that the current affiliation system whereby clubs pay Tennis Victoria for every member they have is not a system that can be supported into the future. Clubs are continuing to question what they get for \$30 per member (figure for 2013/14). We have had a number of discussions with Tennis Australia on changing to a per court scheme, which we have kept you informed about during the year at Council and Forum meetings, that would advantage the vast majority of clubs. To change to a per court scheme we need financial support from Tennis Australia which is now occurring in Queensland and South Australia. We are confident that this will occur and enable us to implement in the 2014/15 year.

This year, for the first time I believe, we held a Board Meeting outside of Metropolitan Melbourne at VCTA Country Week in Wodonga. We have decided that we will continue this practise and have a Board Meeting in Shepparton during the 2014 Country Week event. This was done to recognise the importance of country tennis and what it contributes to Tennis Victoria.

Thank you to all our partners and sponsors, in particular Tennis Australia, VicHealth, Sport and Recreation Victoria and Slazenger for their ongoing support which enables us to develop, deliver new programs, and continue with existing ones so that we can serve you well.

I would like to thank Peter Quinn for his contribution to discussions at Board Meetings and welcome Robert Jamieson to the Board.

Finally, I would like to thank all our staff, Board Members, especially James Copes our Treasurer who has endured a back operation during the year, Maria Keys our Vice President and our Executive Director, Matthew Kennedy, for the great support and advice they have given to both Tennis Victoria and myself.

David Stobart

President

14 August 2013

Board members



David Stobart
President



Maria Keys
Vice President



James Copes
Treasurer



Anne Baldwin
Metropolitan Clubs
Director



Ken Barton
Country Director



Gary Clark
Council Director



Peter Cuxson
Metropolitan
Associations Director



Mark Da Silva
Co-opted Director



Robert Jamieson
Council Director



Peter Owen
Co-opted Director



Matthew Kennedy
Executive Director

Treasurer's Report



A lot has continued to happen on and off the court for Tennis Victoria since the 2012 Annual Report and it gives me great pleasure to present my third Treasurer's Report.

As previously highlighted, the actual financial year end results can overlook the challenges faced and achievements made throughout the year. The 2013 financial year was no different to the 2012 financial year. In May 2012, when the 2013 Tennis Victoria budget was set, it was clear the organisation would still face an

uphill battle with a key revenue line item - memberships.

This battle would ensure conservative revenue estimates were adopted, in fact a further budgeted drop of 3.5% in memberships compared to the prior year. Such a constant decline in a key revenue item would spell disaster for a number of small businesses, requiring drastic measures. Thankfully this is not the case for Tennis Victoria, which has sound corporate governance that ensures key business items are meticulously reviewed and dealt with professionally in a considered manner.

In May 2012, an operating budget with a \$2,214 surplus was set for the 2013 financial year. The Board and senior management already knew in setting this budget that 'cutting expenditure to the bone' was going to be necessary as everyone took their fiduciary obligations very seriously. The fact that we have managed to achieve an operating surplus of \$25,884 (2012: surplus \$140,052) compared to the 2013 budget highlights that the Board and senior management have reacted appropriately to the external factors impacting our operations. The management team at Tennis Victoria kept going the extra mile to find savings that did not impact on the delivery of the key strategies adopted in the Strategic Plan. Furthermore the Members' Reserves have increased to ensure funds are available should external factors significantly impact revenue in future years.

Tennis Australia has closely monitored increased program participation levels throughout Australia, particularly through the success of MLC Tennis Hot Shots. This has not yet converted to increased membership numbers for affiliated clubs. Taking into account the increase in the base membership fee from \$28 - \$29, membership and affiliation fees still decreased to \$1,812,798 (2012: \$1,843,320), coming in about \$30,500, or 1.65%, shy of 2012 results.

Grants are another key area of funding (2013: \$1,490,214, 2012: \$1,251,210). Tennis Australia grants - which are primarily linked to achieving Key Performance Indicators - are key in providing and delivering a number of programs on an annual basis. Combined with grants from Sport and Recreation Victoria and VicHealth, programs to continue to enhance tennis in Victoria can be taken to hundreds of thousands of people.

Further to last year's appointment of Signature Sport to assist in creating additional revenue streams, 2013 has been a year of consolidating relationships with some new sponsors and supporters, and laying the groundwork for more. In 2013, sponsorship income levels continued similar to 2012 (following a significant increase from 2011). The financial markets have quite literally had a 'roller coaster ride' throughout 2013. Early gains were lost but thankfully the markets rebounded for a second time

prior to 30 June. Our investments performed particularly well with unrealised gains of \$138,291 (2012: \$65,590 loss), resulting in comprehensive income of \$164,175 (2012: \$74,462 surplus). Dividends and distributions from investments remained strong at \$42,813 (2012: \$53,989).

Expenses in the areas of 'Competition and Tournaments', 'Programming' and 'Community Tennis' increased (up about \$109,000, \$76,000 and \$123,000 respectively) however these were mainly offset by entry fees and increased grants from Tennis Australia. Conversely, 'Administration' decreased (down about \$62,000) as a result of staffing efficiencies and timing of replacements.

Cash reserves remain strong with over \$1 million in cash held at 30 June 2013. Similarly, Total Members' Funds increased by \$163,126 and reserves remain strong for the years to come.

Volunteerism by numerous individuals at various levels, whether it be local clubs, associations, commercial centres, or at State level, remains an integral component to carrying out the services of tennis to Victorians, particularly from a financial perspective. All volunteers are commended for their tireless efforts.

I would like to unreservedly thank Luke Preston, Tennis Victoria's Finance Manager, for another year of outstanding performance and commitment.

Thank you also to my Board colleagues who have constantly provided positive feedback and guidance in my third year as Treasurer. I appreciate all of your experience, commitment and devotion to tennis.

James Copes
Treasurer



Executive Director's Report



I am delighted to provide this Executive Director's report for the year through to 30 June 2013.

There are two key themes which flow strongly through the adopted Strategy of Tennis Victoria: (i) that we are a customer service organisation; and (ii) that high quality partnerships are key to our success. I trust this Annual Report provides the Victorian tennis community with positive and relevant information in regard to our further progress in these

respects in 2012/13.

The past 12 months really have been a significant period of organisational change, positively expanded core initiatives, and some valuable "firsts" that will surely grow to stand the sport in good stead.

Organisational change

The adoption of a completely re-written Tennis Victoria Constitution at the 2013 Annual General Meeting in October was obviously significant and the culmination of an extensive piece of work. In line with best practice governance, Directors are now elected for three year terms and about one third of the Board is up for election each year. This new Constitution was also the first step in on-going governance reform considerations of the Board, as the organisation seeks to set high standards in this area.

Tennis Victoria's staffing structure was altered significantly in 2012/13. With a re-allocation of human resources, a new "Places to Play" Department was established to focus on Government Relations and Facilities Planning, as well as club/venue business management. By the day, it is clear that this was the right move and that our efforts in this area, particularly working in partnership with Local Government, will be ever so vital to the sport's future.

Positively expanded core initiatives

MLC Tennis Hot Shots (MLCTHS) is clearly going to be core to the success of Australian tennis in so many ways. Just over two years ago, only 19% of parents of young children were aware of Hot Shots. This has now increased to 35%, with the highest awareness in Victoria of 42%. In 2012/13 there were over 90,000 registered participants and about 605,000 Hot Shots experiences nationally, and Victoria comprised ~40% of these totals. Clubs/Councils laid the first ever dedicated Hot Shots courts during the year and these are sure to be a big feature across the state in years to come

Cardio Tennis, a unique product within the industry that importantly showcases the health benefits of the sport, also continues to find its place as many clubs/centres and coaches begin to excel in their delivery efforts of these two great national participation programs.

The Asia-Pacific Tennis League – Vic Conference introduced "Super Rounds" which saw all teams competing at the same venue at the same time, rather than the traditional two team home-or-away approach. This was a fantastic success with the atmosphere at community tennis venues like never before, leading to great player and club feedback.

Tennis facility developments across the state were significant in 2012/13 (please see page 13).

"Firsts"

In addition to the above, and despite limited resources in line with previous years, there were some significant "first-ever" activities in the past 12 months as we have continually sought to work smarter for the best possible outcomes. Many of these initiatives, which include but are not limited to the following, are sure to take hold for the future good of the game:

- The launch of the Tennis Victoria **ACE Club & Coach Program** promoting social inclusion through Accessibility, Community and Equality to maximise on tennis' features as truly a sport for all;
- Tennis Victoria becoming an official supporting partner with the State Government – and the only sport to do so – for the annual **Premier's Active Families Challenge**, offering tennis participation benefits to 50,000+ Victorians that took part;
- The Term 1 2013 piloting, hand-in-hand with local Associations, of localised **MLC Tennis Hot Shots Leagues**, at 8/u, 10/u and 12/u levels, to make every young player's first competition experience fantastic;
- The engagement of a **Club Business Development consultancy** working with and supporting 10 or so targeted venues;
- Being the first and only State Sporting Association to take part with a stall at the 2012 **Municipal Associations Victoria Annual Conference** of Mayors and CEOs in December, to start forging strong relationships straight after establishing our new Places to Play Department;
- Inclusion of a **Country All Stars** team in the Tennis Victoria Premier League competition.
- The completion of an extensive **Metropolitan Tennis Associations' Review project** leading to, amongst other outcomes like the above MLCTHS Leagues pilot, the establishment of new TV Board sub-committees continuously reviewing and addressing important areas of competitions, community tennis administration structures, and successful club/coach relationships;
- A **Pennant Competition** incentive scheme seeing an increase in clubs, teams and players in this huge and unique competition with a rich history;
- 165 Victorian schools signed up for the new MLCTHS **National Schools Partnership Program** which links a school, a coach and a club, and gets tennis into the curriculum of primary schools;
- The establishment of a **Volunteer and Club Recognition Program** to complement existing annual and on-going award opportunities for worthy workers and achievers; and
- The **"Do Something Australian on Australia Day – Play Tennis"** initiative and successful Victorian activities within this Federal Government partnership project with Tennis Australia.

I am personally very proud of the above list that the organisation has successfully enacted in Victoria in the past year.

Briefly looking ahead

Continuous improvement, including further consideration of potential business / affiliation model reform, and further governance reform, sits on the horizon for Tennis Victoria as it continues to quickly evolve. It clearly needs to do this to compete in a tight market. The plans for such reforms will be presented to affiliates in due course after some very detailed and considered approaches of the Board, and state and national management, which have been on-going over the past year, finish playing out. Accompanied by exciting initiatives like the roll-out of the AO Blitz, 2013/14 is sure to be another important and, hopefully, very productive, year for tennis in Victoria. After much work, the Board will shortly adopt a new/updated Strategic Plan through to 2016 – to ensure we are best placed and planned to address all challenges at hand – and this is significant.

Reflections and acknowledgements

Looking at our key theme of customer service, there have been 1680 Tennis Victoria staff community visits this financial year, a 24% increase on last year and a 186% increase on the year before. This presence and these meetings are fundamental to how we seek to serve all stakeholders across the huge community sporting base that is ~899 affiliated clubs/centres/associations, 74,000+ individual members and ~590,000 participants, representing ~44% of clubs and members in the whole country. We do this together with a dedicated family of tennis volunteers at all levels across the state – who are the lifeblood of the great game – and I again commend the contributions of all these people, and their clubs and associations, to Victorian tennis in 2012/13.

On the other key theme of high quality partnerships, the content of this Annual Report and the list of our supporters on page 37 details many vital relationships on which we continue to build. Tennis Victoria deeply appreciates the support from all of our government and corporate sponsors and partners who contribute so much to tennis in Victoria. Very special mention goes to the State Government (Sport and Recreation Victoria), VicHealth, Slazenger and, of course, Tennis Australia, as our major partners and supporters. I also acknowledge the support services that vicsport provides.

Tennis Australia's focus on and support to grassroots tennis continues to grow and grow. And the summer of tennis that Victoria is so privileged to have was again a highlight, with the Australian Open smashing all sorts of measures as an outstanding world sporting event, preceded by the 25th anniversary of the great AAMI Classic at Kooyong. I especially thank Tennis Australia's CEO, Steve Wood, and Director of Tennis, Craig Tiley for their support throughout the year and for their leadership to the sport, along with all other national staff that we work together with on a daily basis. I am also glad to sit on the team of other Member Association CEOs that is passionate about sharing, learning and constantly achieving for Australian tennis.

As detailed in later pages, there were some outstanding performances by Victorian tennis players over the last year. Tennis Victoria heartily acknowledges and congratulates these talented athletes and looks forward to their futures.

I would sincerely like to thank the President, David Stobart, for a productive working partnership that I thoroughly enjoy, and all Directors for their experienced guidance and support over the year. The Board and its sub-committees, including the Audit & Risk Committee independently Chaired by Ian Jenkin, have worked very hard to effectively lead the organisation and the game's strategic delivery in Victoria. I also acknowledge all affiliates and their representatives who have contributed to Tennis Victoria's Council and other tennis forum meetings and activities.

Last, but not least, I wish to sincerely thank and commend the relatively small team of passionate and hard-working staff at Tennis Victoria, and our few supporting consultants, for all their great work in 2012/13. As we seek to further forge our place amongst the other major sports and State Sporting Associations of sports-mad Victoria, their dedication to their roles – and to the game of tennis – shows in the results coming through and in the enhanced partnership activities being created across the state. They all enthuse on a daily basis, make themselves ever available to those that we are here to serve, and make my position a privilege and pleasure to fulfil.

Matthew Kennedy

Executive Director





The team at Tennis Victoria

BACK ROW: *Emily Rea* Player Development Coordinator, *Nick Hinneberg* Executive Manager - Tennis Operations, *Peter Jenkin* Community Tennis Officer - Metro South East, *Matthew Kennedy* Executive Director, *Simon Edge* Membership Services Administrator, *Andrew Reynolds* Tournaments Manager, *David Bourke* Community Tennis Officer - Metro North, *Belinda Kleverlaan* Executive Manager - Community Tennis.

MIDDLE ROW: *Gabriella Tobias* Marketing and Communications Manager, *Sue Dundas* Community Tennis Officer - Country West, *Jeff Downes* Competitions Manager, *Zoe Plastow* Competitions and Tournaments Administrator, *Tanya Mason* Executive and Marketing Assistant, *Virginia Wilkins* Receptionist, *Yvette Lewkowicz* My Tennis Coordinator,

FRONT ROW: *Adam Feiner* Community Tennis Officer - Country East, *James Madder* Community Tennis Officer - Metro South, *Chris Saliba* Places to Play Senior Officer, *Tim McGrath* Membership Services Manager, *Hamish Cain* Community Tennis Officer - Metro West, *Jamie Stefanato* Community Tennis Officer - Metro East.

Absent: *Alex Jago* Coach and Talent Development Coordinator (Tennis Australia), *Adana Kinsella* Coach and Talent Development Assistant (Tennis Australia), *Tamatha Harding* Executive Manager - Community Tennis (Maternity Leave), *Luke Preston* Finance Manager, *Debbie Evangelidis* Finance Administrator, *Danielle Lowerson* Community Tennis Project Officer, *Adam Cramer* Hot Shots and Country Community Tennis Manager, *Ken Jacobs* Executive Manager - Government Relations and Places to Play, *Bernie Goerlitz* Coach and Talent Development Manager (Tennis Australia), *Sof Megas* Officials Development Coordinator.

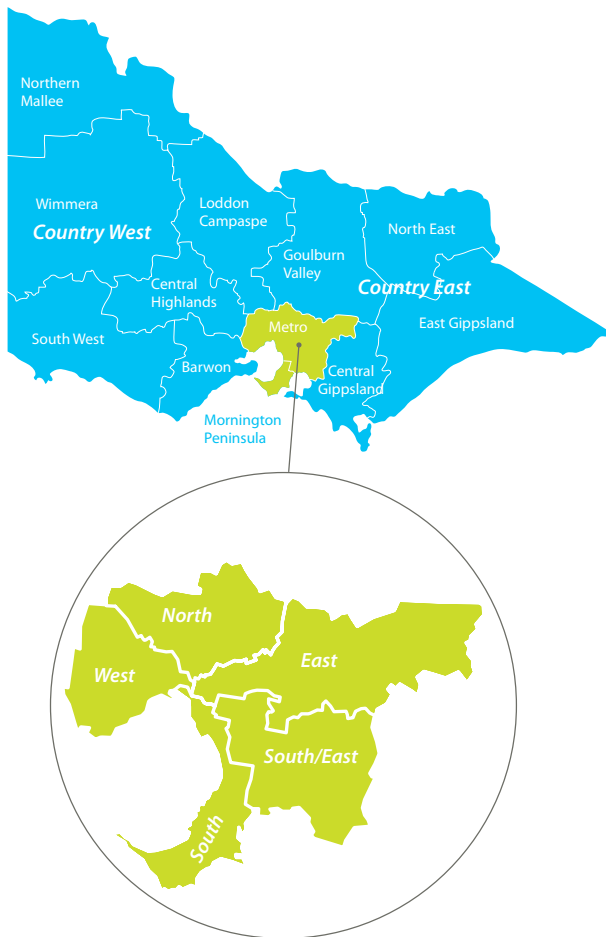
Tennis Victoria would like to thank and acknowledge the following people for their contribution during the 2012/13 financial year: Edwin Smith, Jason Simmons, Lisa Winkler, Martin Stillman, Debbie Iacopino, Jess Seacombe, and Andrew Somerville.

Community Tennis Report

Community Tennis Officers

Since April 2010, Tennis Victoria has operated with a dedicated team of Community Tennis Officers (CTOs). These CTOs are assigned to seven regions throughout the state as illustrated below. The role of the CTOs is to assist affiliates and coaches in their region, to increase tennis participation and facility operations. Tennis Victoria's community engagement is measured as an important Key Performance Indicator (KPI) for the team. Our results in the table below show our efforts have been steadily growing since measurement began in 2010. The "Other" category refers to important stakeholders such as schools, local councils, sporting industry organisations, etc.

	Club Visits	Coach Visits	Other	Total
2010/11	370	205	11	586
2011/12	562	323	467	1,352
2012/13	639	279	762	1,680

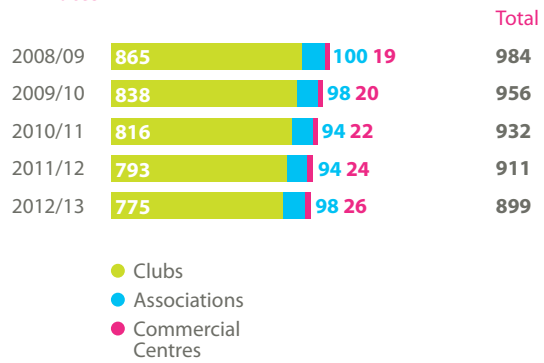


Membership

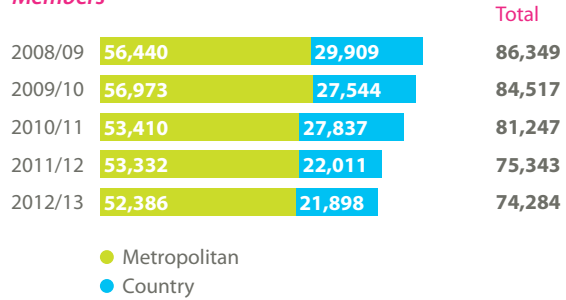
In 2012/13 our total number of affiliates was 899. This comprises 775 Clubs, 98 Associations and 26 Commercial Centres/Tennis Schools. The change to the number of affiliates compared to the previous year is a net decrease of 12. This was comprised of 24 new affiliates, 17 disaffiliates and 19 folding/merged entities.

In regard to individual registered members, our 2012/13 total was 74,284. This figure is a 1.4% decrease compared to the previous year. The fact we have seen a continuous decline in individual membership since 2006 highlights that many tennis participants no longer join a tennis club via the traditional annual club membership model. Tennis Victoria is acutely aware of this and is reviewing its membership and affiliation structure in order to support tennis clubs and engage as many participants as possible in a sustainable manner for the sport.

Affiliates



Members

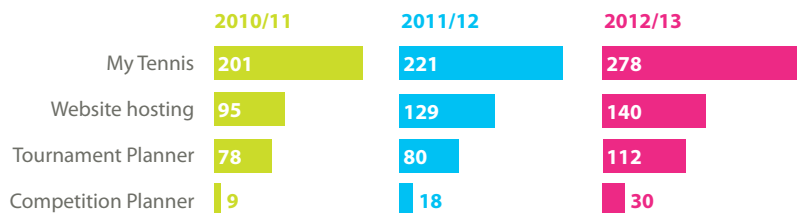


IT Program usage

A significant benefit of affiliation is free access to our national IT programs that are tailored for tennis. My Tennis is a membership management tool and Club Websites allow affiliates to set up a free website with a user friendly template under the tennis brand. In regard to on-court programs, Competition Planner assists Clubs and Associations to manage competitions and Tournament Planner offers online entries, tournament draws and scheduling. Both platforms allow easy viewing of matches and results for participants. Training and support is available to all affiliates who wish to take up any of the IT programs and it is pleasing to see usage of all programs has grown significantly in the last year.



IT Program Usage



Participation

The total program participation goal set by Tennis Victoria for 2012/13 was successfully achieved, with outstanding results specifically in the areas of MLC Tennis Hot Shots (MLCTHS) and local area activations.

Program Name	Target	Actual	Variance to KPI
MLCTHS Participants (Registered plus TIS)	100,000	120,354	+20,354
Cardio Participants	5,550	6,090	+540
Local Area Activations (excludes AO figures)	41,000	84,070	+43,070
Club Open Days (118 events)	9,500	4,754	-4,746
ACE Program (CALD participants)	2,000	1,725	-275
Disability and Indigenous Programs	750	947	+197
Mums in Tennis	630	402	-228
Senior Social Program	1,540	675	-865
TOTAL	160,970	219,017	+58,047

Although some of the smaller programs and activities were individually below target, they are recognised as important pathways and promotion opportunities for our clubs and the national participation programs - MLCTHS and Cardio Tennis, which are our priorities.

MLC Tennis Hot Shots

Our excellent end of year results are pleasing for Victoria, as we have successfully exceeded our targets in coach, registered participant and school areas. Tennis Victoria's contribution nationally is significant, with 35% of coaches (347) and 38% of registered participants (34,105).

Tennis Victoria is also leading the way nationally in our engagement with schools. We now have 165 National School Partnership Programs and this saw 86,249 children involved in the MLCTHS Tennis in School program.

MLCTHS now also includes the Community Play pillar. This program provides an opportunity for children to play tennis in a fun, supportive environment. Coaches may choose to conduct the program as an addition to their coaching lessons, or club volunteers/parents are able to run the program and are offered training, resources and equipment to assist them. In its first year, Victoria has signed up 120 venues, and run over 20 Community Play training courses to assist quality delivery of the program.



Cardio Tennis

Cardio Tennis is gaining momentum across the state, with 212 Deliverers offering this tennis based fitness workout to 6,090 participants. This program is rapidly evolving with plans for an online registration process for 2013/14, plus a wider delivery option for Cardio Tennis, with the addition of Secondary Schools and fitness trainers in addition to the qualified tennis coach.

ACE Program (Accessible, Community, Equality)

With support from VicHealth, Tennis Victoria is involved in the State Sporting Association Participation Program (SSAPP). Our work in this area is focussed on assisting clubs to bring about sustainable organisational change to increase the participation of priority populations in community sport and recreation. Our funding is specifically allocated in the area of Culturally and Linguistically Diverse (CALD) populations, however, our ACE Program extends social inclusion overall. The first ever round of ACE grants opened in January 2013. Tennis Victoria was delighted to have provided a level of funding to all applicants. This funding saw the implementation of 15 tennis programs for inclusive priority populations. Overall, 543 participants experienced tennis via the following ACE grant recipients: Beaconsfield TC, Caroline Springs TC, Colac Indoor Tennis and Sports Centre, Craigieburn TC, Dandenong TC, Kingsville TC, Kyneton TC, North Park TC, Nottingham TC, Sorrento TC, Sunshine Park TC, Victoria University (Adapted Coaching Program), Vision Impaired Tennis and the Darrangeeyt Tennis Festival at Melbourne Park.

Tennis Victoria partnered with Tennis Australia to promote a new Federal Government initiative, 'Do Something Australian on Australia Day - Play Tennis'. A tennis fun day was held at Sunshine Park TC with over 200 participants and 110 of our ACE Program participants were invited to Melbourne Park. Not only did this group get to hit on the Melbourne Park courts and enjoy a great Aussie BBQ, they also witnessed a citizenship ceremony conducted by the Federal Minister for Sport, Kate Lundy. All the team then headed over to Garden Square to watch the Women's Final on the big screen before heading home after watching the Australia Day fireworks.

Youth Volunteer and Administrator Development

The Future Leaders program continues to inspire young people to get involved in volunteering in tennis. A successful camp was held at Mt Eliza during the July 2012 school holidays, with 27 Year 10 and Year 11 students who went on to complete a 40 hour volunteer project at their local tennis club. Since the program commenced in 2001, there have been 303 participants, contributing a total of 12,120 volunteer hours towards this initiative.

Tennis Victoria continues to work closely with SEDA who run the Tennis Victoria Sports Development Program for Year 11 and 12 students. The program offers students an engaging curriculum within the Sport and Recreation industry.

Tennis Victoria also partnered with TLC Mentoring and offered two Certificate II in Outdoor Recreation (Tennis) courses at AAMI Park and Craigieburn Tennis Club with a total of 25 participants across the two venues.

Country Tennis

Tennis Victoria undertook a review of its Regional Council governance structure and operations to further enhance the delivery of, and support to, tennis in Country areas. Following consultation with the Tennis Victoria Country Committee the new Country Regional Network structure was formed. The development of this structure aims to better support our eleven country regions to provide tennis playing opportunities for country players. Staff support each region by coordinating two club forums per annum to discuss prevalent challenges and prioritise programming support to clubs, centres, associations and coaches. Across each Network, staff have been meeting one on one with clubs, coaches, associations, local governments, regional sports assemblies and Active After Schools communities. There have been a number of MLCTHS Community Play courses delivered for club volunteers and coaches. We will continue to build these Networks as part of our core strategies to continue our support to tennis in country areas.

Tennis Victoria's continued partnership with the Victorian Country Tennis Associations (VCTA) has seen some fantastic results in Country areas. The 2013 VCTA Country Week in Wodonga was again a very successful event in February, with over 170 teams and 1000 players participating in a great week of tennis.

Activations

Tennis Victoria works closely with our stakeholders to engage the community in tennis activations. Examples of our larger promotions included presence at the Australian Open, AAMI Classic at Kooyong and Government House Open Day. The Australian Open Trophy Tour brought the excitement of the Grand Slam to local communities. Our staff also assisted clubs and coaches to promote tennis wherever possible, and provided resources for 118 Open Days plus many local government festivals and shows. Some of the many successful activations included: Beaumaris Festival, Teddy Bears Picnic (Ripponlea Estate), Doveton Show, Kids Day Out (Dandenong), Knox Festival, Clayton Street Festival, Brimbank Festival, Altona Beach Festival, Templestowe Festival, Kew Festival and Warrandyte Festival.

Belinda Kleverlaan

Executive Manager - Community Tennis



Tennis Operations

Asia-Pacific Tennis League

One of the highlights of the 2012/13 Victorian tennis calendar was the Asia-Pacific Tennis League – Vic Conference (formerly the National Tennis League). Six teams (Dingley Dingoes, Bundoora Bulls, Liston Seagulls, Kooyong Classics, Donvale Devils and Waverley Warriors) contested the Men's title, and five Women's teams (Waverley Warriors, Belgrave Rangers, MCC Demons, Frankston Firebirds and Kooyong Classics) chased the same glory. Players including Joe Sirianni, Sam Groth, Nives Baric and Sally Peers took to the court in the innovative, short and sharp format. During the competition, players competed for individual points based on their results to win the Star Performance Awards. Congratulations to the Liston Seagulls' James Lemke and the Waverley Warriors, Annabelle Andrinopoulos who were the inaugural winners.

After some tight contests and matches decided by a let cord on the last point, the competition culminated with the finals held at Kooyong Lawn Tennis Club. The Liston Seagulls, lead by Sam Groth, defeated the Kooyong Classics in the Men's final. The Women's trophy went home with the Kooyong Classics who were too strong for the Frankston Firebirds. The Liston Seagulls, along with the Men's and Women's teams from the Kooyong Classics, went on to compete against the other representatives from the Asia-Pacific region in the ATL Playoffs during the second week of the 2013 Australian Open. The Liston Seagulls were crowned the champions after defeating ATP Sydney in the final. The Men's Kooyong Classics finished 6th and the Women's Kooyong Classics finished 5th.

Tennis Victoria Premier League

Tennis Victoria Premier League was re-energised and enhanced with the incorporation of a number of significant changes in match format including Super Rounds (playing all matches at one venue), increased prize money and a Country All Stars team. This has firmly established the competition in the Victorian tennis marketplace.

The Tennis Victoria Premier League final was held at the Glen Iris Valley Tennis Club. Spectators were able to enjoy entertaining tennis from players including Peter Luczak, Andrew Whittington and Viktorija Rajcic. The men's final went into the evening due to inclement weather with Kooyong Lawn Tennis Club eventually overcoming MCC lead by Peter Luczak and Ruben Statham. The Women's final narrowly avoided the rain when Delahey Recreation (in their first appearance at this level of competition) defeated Kooyong Lawn Tennis Club.

Pennant

The standard of play of the 2013 Pennant season was enhanced by the inclusion of a defined number of sections in the higher grades. A positive to come out of the new Pennant Incentive Scheme was that for the first time in many years, the number of Pennant teams entered was increased as opposed to a considerable decline in previous years. Approximately 4000 players across 480 teams and 135 clubs took part in this significant Victorian sporting competition with a rich history.

Junior Pennant

The 2012 Junior Pennant season saw 121 Junior Pennant teams represent their local Metropolitan Association in Tennis Victoria's ten week inter-Association competition. With all Associations

represented in the finals, the Junior Pennant Competition continued to provide new match play opportunities. Eight junior Regional Team Events were held, with country and metro players enjoying the opportunity to travel around the state and represent their Country Region or Association in a great weekend of team tennis. These included the Alicia Molik and Wayne Arthurs Cups, both which are kindly supported by the Kooyong Foundation.

MLC Tennis Hot Shots Leagues

Tennis Victoria began its pilot roll-out of the new MLC Tennis Hot Shots Competition Leagues targeted at players 7 to 10 years of age. The pilots were in partnership with several Associations including North Suburban Juniors, Waverley and Eastern Region, and we thank them for their support. We also thank Tenille McInerney who has been contracted to successfully administer this project. Tennis Victoria will build upon these pilots in 2013/14. These new modified competitions aim to provide the many tens of thousands of children involved in the national MLC Tennis Hot Shots participation program with a great first experience in competitive tennis.

Tournaments

In all, there were again over 300 competitive opportunities for the Victorian tennis community to be involved in Tennis Victoria sanctioned events. These competitive events were taken up by 12,287 participants, compared to 11,600 in the previous year.* We thank all deliverers and hosts for their contribution.

In the tournaments area, another fantastic year of quality events for all standards was delivered including the Hard, Grass and Clay Court State Championship events (Junior and Open), State Championships for athletes with an Intellectual Disability and the 56th Inter-regional Country Championships was successfully hosted by the Swan Hill Lawn Tennis Club. The Barwon region defeated eight other competing regions to win the Inter-regionals event for the fifth consecutive year.

The Medibank Junior Development Series (MJDS) tournaments had a new look in 2012/13 by shifting to focus on the 11/u and 13/u age groups. MJDS tournaments continued to provide many players with a positive first experience in tournament play. Players who had achieved great results in some of the 80+ MJDS events were invited to participate in Tennis Victoria's MJDS State Championships. Held in June and December, many players took the opportunity to compete in these invitational tournaments which saw some great contests between some of Victoria's emerging talent.

Player Development

Tennis Victoria's Player Development area supported several programs that offer reward and recognition to Victoria's most aspiring players who are achieving the highest levels within their respective age groups. One of the player highlights was the efforts of our 14/u Boys and Girls teams competing in the National Teams challenge at Melbourne Park in December 2012. For the first time in the history of the competition, both 14/u State teams managed to finish in first place.

Our Victorian junior players achieved outstanding results at the age based National events held across the period capturing 7 singles titles and 11 doubles titles or 40% of all national titles held in 2012/13. As an average, across all 11 National events, Victorian junior players represented 30% of all the main draw positions, significantly higher than any other state or territory highlighting the depth of talented players in Victoria.

**combined figure, multiple competitive participation will exist*

Future Stars Program

The Future Stars program brought together many of the best 12/u boys and girls in the state, in a competitive training environment twice per week. This program has also focused on education of the parents and private coaches to the benchmarks these players should be aiming to meet with their training and competitive schedules and their technical, tactical, physical and psychological skill development. The 2012/13 Future Stars program female participants were Joy Andreou, Erika Bollweg, Mary Jayakody, Jovana Lazeravic, Chanel McKay, Keona Mendis, Olivia Quigley, Alexa San Andres, Georgia Tovic and Bronte Zafera. The male participants were Enzo Aguiard, Matthew Bosancic, Alex Bulte, Timothy Karpinski, Stefan Milenkovic, David Qariaqus, Thomas Pavlekovic-Smith, Stefan Storch and Jarryd Wildsmith.

Player Support Programs

The Player Support Program has impacted many metropolitan and regionally based junior players through one day training camps as well as tournament support and tours to National and ITF Junior events all over Australia. There were 60 participants in the 2013 program. In conjunction with Sport and Recreation Victoria, Tennis Victoria delivered a streamlined tennis program in all 6 Regional Academy of Sport environments supporting approximately 100 country athletes. Tennis Victoria appointed two Regional Academy coaches to deliver the on-court programs within each regional environment as well as providing tournament support at appropriate Junior tournaments.

Nick Hinneberg

Executive Manager - Tennis Operations

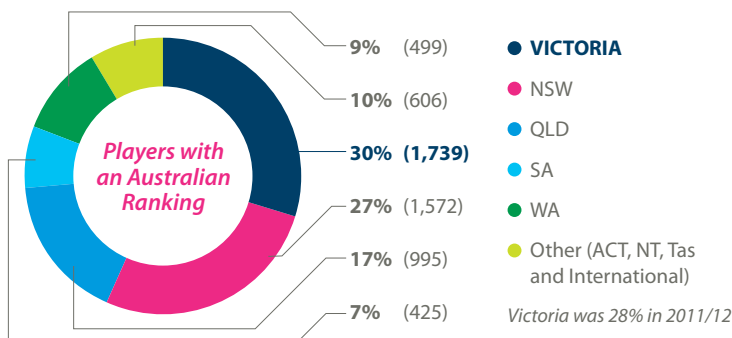
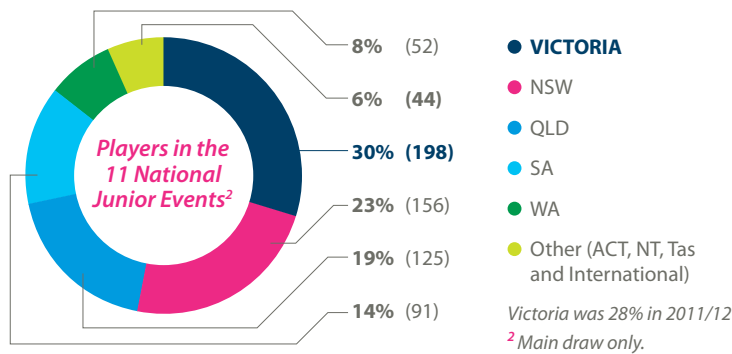
Tournaments/Providers

Event	2012	2011
Medibank Junior Development Series	84 tournaments conducted by 23 event partners	61 tournaments conducted by 25 event partners
Junior Tour	42 tournaments conducted by 21 event partners	35 tournaments conducted by 20 event partners
Australian Money Tournaments	47 tournaments conducted by 17 event partners	42 tournaments conducted by 17 event partners
Pennant	Supported by 134 clubs (480 teams)	Supported by 136 clubs (481 teams)
Junior Pennant	Supported by 11 metro associations	Supported by 11 metro associations
Regional Teams Events including the Inter-regional Country Championships	Supported by 11 regions and 8 metro associations	Supported by 11 regions and 8 metro associations
Premier League and Asia-Pacific Tennis League – Vic Conference ¹	Supported by 11 clubs (25 teams)	Supported by 8 clubs (12 teams)
General Tournaments	101 (sanctioned across 47 event partners)	142 (sanctioned across 57 events partners)

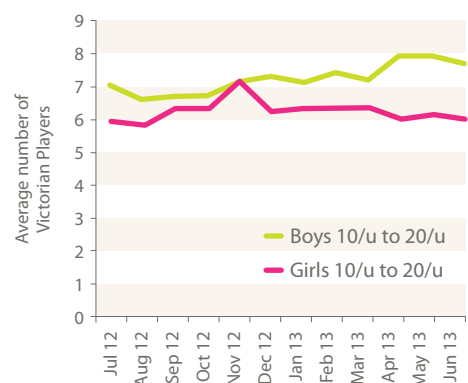
¹ Formerly National Tennis League pilot.

Player numbers

Event	2012	2011
Medibank Junior Development Series	812	840
Junior Tour players	4689	3827
Australian Money Tournament players	1890	1693
Pennant players	3974	3554
Victorian Wheelchair and Victorian ID Open players	123	39
Regional Teams Events incl interregionals	540	627
Premier League and Asia Pacific Tennis League*	259	125



Victorian players with a Top 25 Australian Ranking in their birth year



Boys average 7.22 vs 6.43 in 2011/12

Girls average 6.22 vs 6.35 in 2011/12

Government Relations/ Places to Play report

Following a decision of the Tennis Victoria Board, the Places to Play department was established in November 2012. The Places to Play team is headed by Executive Manager – Government Relations & Places to Play, Ken Jacobs in a part time role. He is supported by Places to Play Senior Officer, Chris Saliba in a full time role. They both work closely with the Community Tennis team.

The department has a focus on government relations at state and local level, facility planning, policy and management of clubs and associations and the management of Tennis Victoria's technical services consulting team.

Since it was established, the Places to Play Department has met with Shires and Councils throughout Victoria to discuss local tennis strategies which have included the provision of facilities in growth area corridors and regional cities.

In some instances these meetings have been in response to specific club/association issues and in others as part of an overall strategy to improve the relationship between tennis and local government throughout the State.

An important project during the year has been the appointment of a Club Business Development Consultant to work with a select group of clubs throughout Victoria to examine management models and best practice applications that can potentially be applied in other clubs in the years ahead. SGL Consulting, through Senior Consultant Larry Sengstock, were appointed to this role in April 2013 and the project is expected to continue for at least twelve months. The clubs invited to participate in the project represent a broad range of venues across metropolitan and country Victoria and are Caroline Springs, Dendy Park, Dingley, Frankston, Glen Iris Valley, Grace Park, Hume Regional, Sale, Saltwater Reserve, Warrnambool and Wodonga Tennis Clubs/Centres.

A number of clubs have approached Tennis Victoria during the year seeking assistance with facility related issues be they planning for new facilities, renovation of existing facilities, potential relocations and in some instances amalgamations with other clubs. With many of the facility related issues, our technical service consultants Inside Edge Sport and Leisure Planning and 2MH Consulting have played an invaluable role in providing accurate expert advice to clubs and local government authorities.

Particularly pleasing has been the level of funding injected into new and planned tennis facilities around the state by Local and State Governments throughout the year with the support of Tennis Australia. Please refer to the table on the following page.

During the year there was a major project concluded in Horsham and surrounding areas that saw the rebuild of 28 courts following extensive flood damage. This was Federal Government funding investment of \$6million into tennis facilities in the region.

Looking ahead and to further strengthen our relationship with Local Government, Tennis Victoria will soon host its inaugural Local Government Forum. This will provide a unique opportunity for local government representatives to gain information and examples of the unique opportunities that the sport of tennis provides to people of all ages, irrespective of their demographics, as well as the significant health and economic benefits provided by the sport to all of the community.

Ken Jacobs

Executive Manager - Government Relations & Places to Play



*Victorian Minister for Sport & Recreation,
The Hon Hugh Delahunty MP, announces
State Government funding for tennis facilities.*

Examples of completed tennis facilities' development in 2012/13

Location	Infrastructure	Total investment from all parties
Saltwater Reserve (Point Cook)	8 Plexipave courts & pavilion	\$2,100,000
Wooten Road (Hoppers Crossing)	9 Plexipave courts	\$1,500,000
Keilor East TC	Resurfacing 6 SFAG courts to hard court	\$165,000
Maribrynong Park TC	Resurfacing and base works to 3 SFAG courts and resurfacing 4 SFAG courts	\$366,000
Laverton Park TC	Construction of 2 new synthetic grass courts	\$180,000
Sydenham TC	Fixing lighting on courts 1-4	\$80,000
Deer Park TC	Resurfacing of 2 courts	\$160,000
St Albans TC	Replace net posts and fence on one side	\$8,280
Sunbury Lawn TC	Convert 2 natural grass courts to Plexicushion and the installation of court lighting to the resurfaced courts	\$188,500
Whittlesea TC	Resurface 3 courts to SFAG with added lights and fencing	\$375,000
Windermere TC	Resurfacing and repairing baselines 3 en tout cas courts	\$17,000
Notting Hill Pinewood TC	Building 2 brand new hard courts, fencing , lighting	\$160,000
Somers TC	Resurfacing 2 hardcourts.	\$100,000
St Mary's Geelong	Rebuild of 4 courts to Hardcourt	\$255,000
Raeburn Reserve	2 Tennis courts as part of Raeburn Reserve redevelopment with 2 Netball Courts	\$250,000
Royal Avenue Tennis Centre	Resurfacing 4 courts	\$44,000
Mentone TC	Rebuilding 2 courts	\$80,000
Le Page TC	Rebuild of 1 court	\$48,000
Horsham 7 project	Rebuild of 34 tennis courts across 7 clubs to Rebound Ace Cushioned Hardcourt	\$5,000,000
Port Melbourne TC	Replacing external fencing	\$40,000
Gladeswood Reserve	New lights on courts 3 and 4 and upgrades to clubhouse and solar panels installed on roof of clubhouse to reduce electricity consumption	\$51,000
Taylors Lakes	Shade Sails	\$35,000
Total		\$11,202,780

Note 1: The above is not a definitive list of tennis facility development over the past 12 months ; merely a 'snapshot' to demonstrate the breadth of development across the state.

Note 2: The above figures were compiled based on information known from Clubs and local councils.




Marketing and Communications report

Awards

Tennis Victoria Championships Dinner

As previously mentioned in the President's and Executive Director's reports, Tennis Victoria again hosted what is now its annual Championships Dinner / Victorian Tennis Awards. 314 guests were witness to a fantastic evening of entertainment including special guest and 1952 men's singles, three times doubles and two times mixed doubles Wimbledon Champion, Mr Frank Sedgman, as well as John Fitzgerald, Alicia Molik and Wayne Arthurs. Guests were entertained by comedian Andrew Startin and his repertoire of impersonations. The key feature of the night though is the presenting of the Victorian Tennis Awards. Congratulations to all award winners on the night. The full list of recipients is on page 29. Tennis Victoria would also like to thank the following organisations for their support of the event:



Tennis Service Awards

In 2012/13 there were thirteen Tennis Victoria Board approved Tennis Services Awards presented to tennis volunteers and administrators who have given great service to tennis in Victoria over a considerable period of time. Strong promotion of these awards lead an increase in presentations this year which was pleasing. A full list of Tennis Service Award recipients can be found on page 29.

Club and Volunteer Recognition Program

In valuing the contribution made by many of our outstanding volunteers and administrators, Tennis Victoria launched the Club and Volunteer Recognition Program (CVRP) in 2012/13. The CVRP is Tennis Victoria's way of saying 'Thank You' to the many club volunteers who do so much to empower and grow the great game of tennis. Clubs are encouraged to nominate new and long serving volunteers online and Tennis Victoria sends out a certificate of appreciation. Clubs that are due to celebrate a key milestone, are also recognised upon notification to Tennis Victoria. We look forward to this program growing in the years to come.

Newcombe Medal

Tennis Australia's 2012 Newcombe Medal was a very successful night for Victoria with eight Victorian winners being recognised on the night. Following on from his Victorian Spirit of Tennis Award at the Tennis Victoria Championships Dinner in 2012, Ian Barclay went on to win the National President's Spirit of Tennis Award. Other Victorian winners were:

- Coaching Excellence – Club – Wesley Horskins
- Most Outstanding 35+ Tennis Senior – Andrew Rae
- Most Outstanding Athlete with a Disability – Glen Flindell
- Most Outstanding School – Maribyrnong Sports Academy
- Most Outstanding Tennis Community – Elsternwick Park TC
- Most Outstanding Tournament – William Loud Bendigo International
- Volunteer Achievement – Anne Baldwin

Communications

In 2012/13 Tennis Victoria continued to distribute monthly e-newsletters to all members with a registered email. 'Hot off the Court', which goes to all members of Tennis Victoria, had an average open rate of 24.38% over the 2012/13 period. 'Club Ambassador' which is sent to all key club affiliate contacts had an average open rate of 28.6%. By industry standards these were pleasing results and both had an increased open rate in comparison to 2011/12.

Tennis Victoria increased its social media portfolio in 2012/13. At 30 June 2013, Tennis Victoria had 1401 'likes' on Facebook which is an increase of 139.90% in this financial year. With the introduction of the ATL, Tennis Victoria also added two new social media platforms to promote and complement the competition. Tennis Victoria is now on twitter (@tennis_vic) and Instagram (tennisvic) which enabled us to share live scores and images from the various ATL Super Round venues. At June 30 2013 the Tennis Victoria Twitter account had 313 followers and Instagram had 98 followers. Tennis Victoria will continue to communicate via these social media platforms, our website and our e-newsletter distributions.

For the first time ever, Tennis Victoria implemented a radio promotion campaign focussing on MLC Tennis Hot Shots and Cardio Tennis with SEN throughout the summer of tennis.

Premier's Active Families Challenge

For the first time for any sport, Tennis Victoria was an Official Supporter and partner of the State Government's Premier's Active Families Challenge 2013. It was launched by Premier Ted Baillieu at the National Tennis Centre in January 2013. Joined by recently crowned Australian Open Junior Boys Champion, Nick Kyrgios and the Minister for Sport and Recreation, The Hon. Hugh Delahunty, Premier Baillieu endorsed the Challenge encouraging everyone to do 30 minutes of activity over 30 days between March 4 and April 14, 2013. Tennis Victoria would like to thank Tennis World for their contribution to the program by offering all registrants an hour of free court hire at Melbourne Park or Albert Reserve. The Premier's Active Families Challenge was a great opportunity for tennis to be promoted as a great health benefit to the tens of thousands of participants who registered for the challenge.

Gabriella Tobias

Marketing and Communications Manager



Financial report

Victorian Tennis Association Inc.
ABN 29 757 304 158
Trading as Tennis Victoria
Financial Report for the Year Ended 30 June 2013

Board of Management Report

Your Board of Management (Board) members submit the financial report of the Victorian Tennis Association Inc. for the financial year ended 30 June 2013.

Board Members

The names of members throughout the year and at the date of this report are:

David Stobart (President)	Maria Keys (Vice President)
Peter Cuxson	James Copes (Treasurer)
Anne Baldwin	Peter Quinn (to October 2012)
Ken Barton	Robert Jamieson (from October 2012)
Gary Clark	Mark Da Silva
Peter Owen	Matthew Kennedy

Principal Activities

The principal activities of the association during the financial year were the promotion and development of the game of tennis in Victoria. These activities were conducted under the registered trading name of Tennis Victoria.

Significant Changes

No significant change in the nature of these activities occurred during the year.

Operating Result

The operating result for the year ended 30 June 2013 was a surplus of \$25,884 (2012 \$140,052 surplus).

Signed in accordance with a resolution of the Members of the Board.



David Stobart
President

Date: 30 August 2013

Statement of Profit or Loss and Other Comprehensive Income for the year ended 30 June 2013

	Note	2013 \$	2012 \$
Revenue			
Membership & affiliation fees		1,812,801	1,843,320
Government grants		368,184	231,590
Tennis Australia grants		1,142,030	1,019,620
Sponsorships		163,634	124,482
Technical services fees		378	3,133
Athlete development fees		65,026	122,552
Competitions and tournaments entry fees		198,590	148,817
Interest received		36,574	34,590
Dividends & distributions received		39,722	49,149
Capital surplus / (deficit) on disposal of financial assets		(16,947)	-
Other income		86,945	61,071
Total Revenue		3,896,937	3,638,324
Expenses			
Community Tennis			
Services to affiliates		448,658	438,379
Grants to affiliates		110,877	101,989
Programs		416,543	205,970
		976,078	746,338
Tennis Operations			
Competitions and events		262,558	136,248
Player development		118,253	158,429
		380,811	294,677
Corporate Services			
Employee benefits		1,928,177	1,839,125
Communications		135,683	90,709
Depreciation & amortisation		43,936	36,987
Operating lease		11,550	11,846
Administration		394,818	478,590
		2,514,164	2,457,257
Total Expenses		3,871,053	3,498,272
Surplus / (Deficit) from operations	2	25,884	140,052
Other Comprehensive Income			
Items which will be reclassified subsequently to profit or loss when specific conditions are met			
Net surplus / (deficit) on revaluation of financial assets		138,291	(65,590)
Other Comprehensive Income		138,291	(65,590)
Total Comprehensive Income Attributable to Members		164,175	74,462

The accompanying notes form part of these financial statements.

Statement of Financial Position as at 30 June 2013

	Note	2013 \$	2012 \$
Assets			
Current Assets			
Cash and cash equivalents	5	1,275,636	927,405
Trade and other receivables	6	100,243	151,905
Inventories	7	3,080	33,080
Other current assets	8	87,490	97,222
Total Current Assets		1,466,449	1,209,612
Non-Current Assets			
Financial assets	9	1,024,062	996,743
Property, Plant and Equipment	10	103,752	133,504
Total Non-Current Assets		1,127,814	1,130,247
Total Assets		2,594,263	2,339,859
Liabilities			
Current Liabilities			
Trade and other payables	11	418,558	336,326
Employee benefits payable	12	100,792	96,899
Total Current Liabilities		519,350	433,225
Non-Current Liabilities			
Employee benefits payable	12	49,512	44,359
Total Non-Current Liabilities		49,512	44,359
Total Liabilities		568,862	477,584
Net Assets		2,025,401	1,862,275
Members' Funds			
Reserves	13	1,387,462	1,249,524
Accumulated surplus		637,939	612,751
Total Members' Funds		2,025,401	1,862,275

The accompanying notes form part of these financial statements.

Statement of Changes in Equity for the year ended 30 June 2013

	Accumulated Surplus \$	Financial Assets Reserves \$	General Reserves \$	Total \$
Balance at 30 June 2011	473,905	(79,524)	1,395,832	1,790,213
Surplus / (Deficit) attributable to members	140,052			140,052
Net movement in Moffatt Awards Fund			(1,829)	(1,829)
Net movement in Natural Damage Fund			-	-
Net movement in Neale Fraser Foundation			635	635
Transfers to and from reserves	(1,206)			(1,206)
Revaluation increment / (decrement)		(65,590)		(65,590)
Balance at 30 June 2012	612,751	(145,114)	1,394,638	1,862,275
Surplus / (Deficit) attributable to members	25,884			25,884
Net movement in Moffatt Awards Fund			(827)	(827)
Net movement in Natural Damage Fund			-	-
Net movement in Neale Fraser Foundation			474	474
Transfers to and from reserves	(696)			(696)
Revaluation increment / (decrement)		138,291		138,291
Balance at 30 June 2013	637,939	(6,823)	1,394,285	2,025,401

The accompanying notes form part of these financial statements.

Statement of Cash Flows for the year ended 30 June 2013

	Note	2013 \$	2012 \$
Cash flows from operating activities			
Receipts from affiliates		2,027,537	1,831,834
Operating grants receipts		1,703,173	1,532,666
Dividends & distributions received		39,722	49,149
Other receipts		357,948	173,740
Payments to suppliers and employees		(3,895,515)	(3,275,067)
Interest received		36,574	34,590
Net cash provided by (used in) operating activities	16	269,439	346,912
Cash flows from investing activities			
Purchase of investment securities		(179,030)	(189,719)
Purchase of equipment		(14,885)	(6,384)
Proceeds from disposal of investment securities		273,755	136,554
Movement of General Reserves	13	(1,048)	(2,400)
Net cash provided by (used in) investing activities		78,792	(61,949)
Cash flows from financing activities			
Net cash provided by (used in) financing activities		-	-
Net increase (decrease) in cash held		348,231	284,963
Cash at beginning of year		927,405	642,442
Cash at end of year	5	1,275,636	927,405

Notes to the Financial Statements for the year ended 30 June 2013

The financial statements cover Victorian Tennis Association Inc. as an individual entity. Victorian Tennis Association Inc. is an association incorporated in Victoria and operating pursuant to the Associations Incorporation Reform Act 2012.

Note 1 Summary of significant accounting policies

Basis of Preparation

The financial statements are general purpose financial statements that have been prepared in accordance with Australian Accounting Standards, Australian Accounting Interpretations and the Associations Incorporation Reform Act 2012.

Australian Accounting Standards set out accounting policies that the AASB has concluded would result in financial statements containing relevant and reliable information about transactions, events and conditions to which they apply. Compliance with Australian Accounting Standards ensures that the financial statements and notes also comply with International Financial Reporting Standards. Material accounting policies adopted in the preparation of these financial statements are presented below and have been consistently applied unless otherwise stated.

The financial statements have been prepared on an accruals basis and are based on historical costs, modified, where applicable, by the measurement at fair value of selected non-current assets, financial assets and financial liabilities.

Accounting Policies

a. Income Tax

The Association is exempt from income tax.

b. Inventories

Inventories are measured at the lower of cost and net realisable value.

c. Property, Plant and Equipment

Each class of property, plant and equipment is carried at cost or fair value as indicated less, where applicable, any accumulated depreciation and impairment losses.

Plant and Equipment

Plant and equipment is measured on the cost basis and is therefore carried at cost less accumulated depreciation and any accumulated impairment losses. In the event the carrying amount of plant and equipment is greater than its estimated recoverable amount, the carrying amount is written down immediately to its estimated recoverable amount. A formal assessment of recoverable amount is made when impairment indicators are present (refer to Note 1(f) for details of impairment).

Depreciation

The depreciable amount of all fixed assets, including buildings and capitalised lease assets, is depreciated on a straight-line basis over the asset's useful life commencing from the time the asset is held ready for use. The depreciation rates used for each class of depreciable assets are:

Class of Fixed Asset	Depreciation Rate
Office equipment	15-50%
Furniture and fittings	7-21%
Technical and tournament equipment	30-50%

The assets' residual values and useful lives are reviewed and adjusted, if appropriate, at the end of each reporting period.

Gains and losses on disposals are determined by comparing proceeds with the carrying amount. These gains and losses are included in the Statement of Comprehensive Income. When revalued assets are sold, amounts included in the revaluation relating to that asset are transferred to retained earnings.

d. Leases

Lease payments for operating leases, where substantially all the risks and benefits remain with the lessor, are recognised as expenses on a straight-line basis over the lease term.

e. Financial Instruments

Initial recognition and measurement

Financial assets and financial liabilities are recognised when the entity becomes a party to the contractual provisions to the instrument. For financial assets, this is equivalent to the date that the Association commits itself to either purchase or sell the asset (i.e. trade date accounting is adopted).

Classification and subsequent measurement

Financial instruments are subsequently measured at fair value, amortised cost using the effective interest rate method, or cost. *Fair value* represents the amount for which an asset could be exchanged or a liability settled, between knowledgeable, willing parties. Where available, quoted prices in an active market are used to determine fair value. In other circumstances, valuation techniques are adopted.

Financial assets at fair value through profit or loss

Financial assets are classified at 'fair value through profit or loss' when they are held for trading for the purpose of short-term profit taking, where they are derivatives not held for hedging purposes, or when they are designated as such to avoid an accounting mismatch or to enable performance evaluation where a group of financial assets is managed by key management personnel on a fair value basis in accordance with a documented risk management or investment strategy. Such assets are subsequently measured at fair value with changes in fair value (i.e. gains and losses) recognised in profit or loss.

Available-for-sale financial assets

Available-for-sale financial assets are non-derivative financial assets that are either not capable of being classified into other categories of financial assets due to their nature, or they are designated as such by management. They comprise investments in the equity of other entities where there is neither a fixed maturity nor fixed or determinable payments. They are subsequently measured at fair value with changes in such fair value (i.e. gains or losses) recognised in other comprehensive income (except for impairment losses and foreign exchange gains and losses). When the financial asset is derecognised, the cumulative gain or loss pertaining to that asset previously recognised in other comprehensive income is reclassified into profit or loss.

Impairment

At the end of each reporting period, the Association assesses whether there is objective evidence that a financial instrument has been impaired. In the case of available-for-sale financial instruments, a prolonged decline in the value of the instrument is considered to determine whether an impairment has arisen. Impairment losses are immediately recognised in profit or loss. Also, any cumulative decline in fair value previously recognised in other comprehensive income is reclassified to profit or loss at this point.

f. Impairment of Assets

At the end of each reporting period, the Association assesses whether there is any indication that an asset may be impaired. The assessment will consider both external and internal sources of information. If such an indication exists, an impairment test is carried out on the asset by comparing the recoverable amount of that asset, being the higher of the asset's fair value less costs to sell and its value-in-use, to the asset's carrying amount. Any excess of the asset's carrying amount over its recoverable amount is immediately recognised in profit or loss. Where it is not possible to estimate the recoverable amount of an individual asset, the association estimates the recoverable amount of the cash-generating unit to which the asset belongs.

g. Employee Benefits

Provision is made for the Association's liability for employee benefits arising from services rendered by employees to the end of the reporting period. Employee benefits that are expected to be settled within one year have been measured at the amounts expected to be paid when the liability is settled.

h. Cash and Cash Equivalents

Cash and cash equivalents include cash on hand, deposits held at-call with banks and other financial institutions, and other short-term, highly liquid investments with original maturities of three months or less.

i. Revenue and Other Income

Revenue is recognised when the right to receive it is established, except in the instance of grants linked to a specific commitment to expend funds in a future period. Interest and Investment revenue is recognised on a proportional basis taking into account the interest rates applicable to the financial assets. All revenue is stated net of the amount of goods and services tax.

j. Goods and Services Tax (GST)

Revenues, expenses and assets are recognised net of the amount of GST, except where the amount of GST incurred is not recoverable from the Australian Taxation Office. Receivables and payables are stated inclusive of the amount of GST receivable or payable. The net amount of GST recoverable from, or payable to, the ATO is included with other receivables or payables in the statement of financial position. Cash flows are presented on a gross basis. The GST components of cash flows arising from investing or financing activities, which are recoverable from or payable to the ATO, are presented as operating cash flows included in receipts from customers or payments to suppliers.

k. Comparative Figures

When required by Accounting Standards, comparative figures have been adjusted to conform to changes in presentation for the current financial year.

l. Trade and Other Accruals

Trade and other payables represent the liability outstanding at the end of the reporting period for goods and services received by the Association during the reporting period, which remain unpaid. The balance is recognised as a current liability with the amounts normally paid within 30 days of recognition of the liability.

m. Provisions

Provisions are recognised when the Association has a legal or constructive obligation, as a result of past events, for which it is probable that an outflow of economic benefits will result and that outflow can be reliably measured. Provisions recognised represent the best estimate of the amounts required to settle the obligation at the end of the reporting period.

n. Key Estimates – Impairment

The Association assesses impairment at the end of each reporting period by evaluation of conditions and events specific to the Association that may be indicative of impairment triggers. Recoverable amounts of relevant assets are reassessed using value-in-use calculations which incorporate various key assumptions.

o. Key Judgments – Provision for Impairment of Receivables

Included in trade and other receivables at the end of the reporting period are debts the Board has deemed unlikely to be paid. In light of ongoing review and management of aged debts, no provision for impairment has been made at 30 June 2013 (2012: \$nil).

p. New Accounting Standards for Application in Future Periods

The Australian Accounting Standards Board has issued new and amended Accounting Standards and Interpretations that have mandatory application dates for future reporting periods and which the Association has decided not to early adopt.

q. Standards and Interpretations adopted with no effect on financial statements

The following new and revised Standards and Interpretations have also been adopted in these financial statements. Their adoption has not had any significant impact on the amounts reported in these financial statements but may affect the accounting for future transactions or arrangements.

AASB 2010-5 'Amendments to Australian Accounting Standards'

The Standard makes numerous editorial amendments to a range of Australian Accounting Standards and Interpretations. The application of AASB 2010-5 has not had any material effect on amounts reported in the financial statements.

r. Standards and Interpretations in issue not yet adopted

At the date of authorisation of the financial statements, the Standards and Interpretations listed below were in issue but not yet effective.

Standard/Interpretation	Effective for annual reporting periods beginning on or after	Expected to be initially applied in the financial year ending
AASB 9 'Financial Instruments', AASB 200911 'Amendments to Australian Accounting Standards arising from AASB 9' and AASB 2010-7 'Amendments to Australian Accounting Standards arising from AASB 9 (December 2010)'	1 January 2013	30 June 2014
AASB 12 'Disclosure of Interests in Other Entities'	1 January 2013	30 June 2014
AASB 127 'Separate Financial Statements' (2011)	1 January 2013	30 June 2014
AASB 13 'Fair Value Measurement' and AASB 2011-8 'Amendments to Australian Accounting Standards arising from AASB 13'	1 January 2013	30 June 2014
AASB 119 'Employee Benefits' (2011) and AASB 2011-10 'Amendments to Australian Accounting Standards arising from AASB 119 (2011)'	1 January 2013	30 June 2014
AASB 2011-4 'Amendments to Australian Accounting Standards to Remove Individual Key Management Personnel Disclosure Requirements'	1 July 2013	30 June 2014
AASB 1053 'Application of Tiers of Australian Accounting Standards'	1 July 2013	30 June 2014

	2013 \$	2012 \$
Note 2 Significant revenue and expenses		
The following significant revenue and expense items are relevant in explaining the financial performance:		
Revenue		
VicHealth Grant: Partnerships for Health Scheme	245,000	180,000
Department of Planning & Community Development	80,000	45,000
Expenses		
Insurance	243,704	245,831
Occupancy	108,050	141,426
Coaching Fees	65,855	90,958
Note 3 Key Management Personnel Compensation		
Short-term employee benefits	456,425	413,289
Post-employment benefits	37,453	33,637
	493,878	446,927
Note 4 Auditors' Remuneration		
Remuneration of the auditor of the Association for auditing or reviewing the financial report	9,400	9,100
Other services	840	
	10,240	9,100
Note 5 Cash and cash equivalents		
Cash at bank and in hand	1,275,636	927,405
	1,275,636	927,405

Cash and cash equivalents earn interest at floating rates based on daily deposit rates and have a maturity of three months or less, depending on the association's cash requirements. These deposits earn interest at market rates.

	2013 \$	2012 \$
Note 6 Trade and other receivables		
Trade debtors	53,315	105,117
Other debtors	46,928	46,788
	100,243	151,905

No collateral is held as security or has been pledged for any of the trade and other receivable balances.

Note 6 Trade and other receivables (continued)

	Gross Amount	Past due and impaired	Past due but not impaired Days (overdue)			Within initial trade terms
			31-60	61-90	>90	
2013						
Trade debtors	53,315	-	6,689	1,244	6,001	39,381
Other receivables	46,928	-	-	-	-	46,928
Total	100,243	-	6,689	1,244	6,001	86,309
2012						
Trade debtors	105,117	-	1,388	6,353	6,111	91,266
Other receivables	46,788	-	-	-	-	46,788
Total	151,905	-	1,388	6,353	6,111	138,054

	2013 \$	2012 \$
Note 7 Inventories		
Inventories held for distribution	3,080	33,080
	3,080	33,080

Note 8 Other current assets		
Prepayments	87,490	97,222
	87,490	97,222

Note 9 Financial assets		
Available for sale financial assets at market value in:		
Fixed interest securities	216,058	194,744
Shares	581,063	621,648
Property funds	129,092	117,370
Other listed funds	97,849	62,981
	1,024,062	996,743

	2013 \$	2012 \$
Note 10 Property, plant and equipment		
Office equipment at cost	158,835	152,737
Accumulated depreciation	(142,344)	(136,638)
	16,491	16,099
Furniture and fittings at cost	269,293	270,005
Accumulated depreciation	(187,091)	(154,407)
	82,202	115,598

Note 10 (continued)

	2013 \$	2012 \$
Technical equipment at cost	35,754	27,789
Accumulated depreciation	(30,695)	(25,982)
	5,059	1,807
Total Equipment	103,752	133,504

Note 10 Property, plant and equipment (continued)**Movements in carrying amounts**

Movements in the carrying amounts for each class of equipment between the beginning and end of the current financial year.

	Office Equipment \$	Furniture & Fittings \$	Technical Equipment \$	Total \$
Balance at the beginning of year	16,099	115,598	1,807	133,504
Additions	6,908	-	7,964	14,872
Disposals	-	(688)	-	(688)
Depreciation & amortisation expense	(6,517)	(32,709)	(4,710)	(43,936)
Carrying amount at the end of the year	16,490	82,201	5,061	103,752

	2013 \$	2012 \$
Note 11 Trade and other payables		
Trade creditors and accruals	323,558	310,734
Provision for deferred expenses	95,000	-
Income received in advance	-	25,592
	418,558	336,326

Note 12 Employee benefits payable**Accrued annual and long service leave payable within 12 months**

Opening balance	96,899	72,349
Paid	(118,383)	(96,197)
Accrued	122,276	120,747
Closing balance	100,792	96,899

Accrued long service leave payable later than 12 months

Opening balance	44,359	59,425
Paid	-	(17,966)
Accrued	5,153	2,900
Closing balance	49,512	44,359

	2013 \$	2012 \$
Note 13 Reserves		
General Reserves are comprised of the Natural damage fund, Gordon Moffatt awards fund, Neale Fraser Foundation and Capital surplus reserve.		
Capital works fund	-	947,451
The capital works fund was set aside for the future acquisition of our own facilities. These funds were reclassified into the Capital surplus reserve in 2013*		
Natural damage fund	18,250	18,250
The natural damage fund is set aside for the financial assistance of affiliates whose facilities sustain damage as a result of natural events.		
Gordon Moffatt awards fund	10,542	11,369
The Gordon Moffatt awards fund provides awards in recognition of junior players' contributions to tennis and all round excellence, to assist with their development.		

Note 13 (continued)

	2013 \$	2012 \$
Neale Fraser Foundation	14,921	14,448
The Neale Fraser Foundation has two components: The facilities development fund will provide funding for affiliated tennis clubs to contribute towards the upgrade and or expansion of their club facilities. The player development fund will provide grant opportunities for elite, Tennis Victoria registered, junior players to contribute towards their development.		
Capital surplus reserve	1,350,571	403,120
The capital surplus reserve contains funds that are for the general use of the organisation if required*		
Financial assets reserve	(6,822)	(145,114)
The financial assets reserve records revaluation of available for sale financial assets to market value.		
Total Reserves	1,387,462	1,249,524

* in 2013, the funds previously classified as the Capital works fund were reclassified to the Capital surplus reserve. This reflects a Board decision to reclassify the funds as available for general use.

Note 14 Leasing commitments**Operating lease commitments**

Due within one year	113,758	111,301
Due after one year but not more than 5 years	34,160	145,040
Total minimum lease payments	147,917	256,341

The lease commitments relate to rent payments on the organisation's offices and a lesser amount for office equipment rental.

Note 15 Related party transactions

No Board Member has any interest, direct or indirect, in any transaction, contract or proposed contract with the Association. The Board Members do not receive any remuneration for their activities as Board Members other than reimbursement of expenses incurred in the performance of their duties as Board Members.

	2013 \$	2012 \$
Note 16 Cash flow information		
Reconciliation of cash flow from operations with surplus / (deficit)		
Surplus / (deficit)	25,884	140,052
Cash flows excluded from surplus / (deficit) from operating activities		
Non-cash flows in surplus		
Depreciation	43,949	36,987
Net loss / (surplus) on disposal of equipment	(13)	-
Net loss / (surplus) on disposal of financial assets	16,947	-
Change in assets and liabilities		
(Increase) / decrease in trade receivables	51,662	(16,345)
(Increase) / decrease in prepayments	9,732	32,238
(Increase) / decrease in other assets	-	25,060
(Increase) / decrease in inventories	30,000	30,000
(Increase) / decrease in non-current receivables	-	-
Increase / (decrease) in trade and other payables	82,232	89,436
Increase / (decrease) in employee benefits	9,046	9,484
Net cash flow from operating activities	269,439	346,912

Note 17 Financial Risk Management

a. Financial Risk Management

The Association's financial instruments consist mainly of deposits with banks, short-term investments, accounts receivable and payable. The Association does not have any derivative instruments at 30 June 2013. The main risks the Association is exposed to through its financial instruments are liquidity risk and credit risk.

Liquidity risk

The Association manages liquidity risk by monitoring forecast cash flows. The following are the contractual maturities of financial liabilities:

	Carrying Amount \$	0-6 months \$	6-12 months \$	1-2 years \$	2-5 years \$	> 5 years \$
At 30 June 2013						
Trade & other payables (Note 11)	418,558	371,058	47,500	-	-	-
	418,558	371,058	47,500	-	-	-
At 30 June 2012						
Trade & other payables (Note 11)	310,734	310,734	-	-	-	-
	310,734	310,734	-	-	-	-

Credit Risk

The maximum exposure to credit risk, excluding the value of any collateral or other security, at balance date to recognised financial assets, is the carrying amount, net of any provisions for impairment of those assets, as disclosed in the Statement of Financial Position and notes to the financial statements. The Association does not have any material credit risk exposure to any single receivable or group of receivables under financial instruments entered into by the Association. The Association's maximum exposure to credit risk at the reporting date was:

	Note	2013 \$	2012 \$
Cash & cash equivalents	5	1,275,636	927,405
Trade debtors	6	53,315	105,117
Other current receivables	6	46,928	46,788
Fixed interest securities	9	216,058	194,744
		1,591,937	1,274,054

b. Interest Rate Risk

The Association has an exposure to interest rate risk, which is the risk that a financial instrument's value will fluctuate as a result of changes in market value interest rates. The following table summarises the interest rate profile of the association's interest bearing financial instruments:

	Note	2013 \$	2012 \$
Fixed rate instruments			
Fixed interest securities	9	216,058	194,744
		216,058	194,744
Variable rate instruments			
Cash & cash equivalents	5	1,275,636	927,405
		1,275,636	927,405

Sensitivity Analysis

The impact of a 1% +/- movement in interest rates on the variable rate instruments at reporting date is shown below:

	1% Increase	1% Decrease
2013		
Variable rate instruments	12,756	(12,756)
2012		
Variable rate instruments	9,274	(9,274)

c. Equity Price Risk

The net fair values of listed investments have been valued at the quoted market bid price at balance date. For other investments the net fair value approximates their carrying value. No financial assets and liabilities are readily traded on organised markets in standardised form other than listed investments. Aggregate net fair values and carrying amounts of financial assets and liabilities are disclosed in the Statement of Financial Position and the notes to the financial statements.

Fair value hierarchy

The valuations used in the table below are considered to represent Level 1 values in the hierarchy (quoted prices in active markets). At the reporting date the the market value of available for sale investments and the impact of a 10% movement in the market value thereof was:

	Market Value 2013	+10% impact	-10% impact	Market Value 2012
Fixed interest securities	216,058	21,606	(21,606)	194,744
Shares	581,063	58,106	(58,106)	621,648
Property funds	129,092	12,909	(12,909)	117,370
Other listed funds	97,849	9,785	(9,785)	62,981
	1,024,062	102,406	(102,406)	996,743

	2013 \$	2012 \$
Note 18 Contingent liabilities		
Contract Performance Guarantee	51,494	51,494

The amount is in regard to the Association's lease agreement to Melbourne & Olympic Parks Trust.

Note 19 Association details

The registered office of the association is:

Victorian Tennis Association Inc.
AAMI Park
Olympic Boulevard
Melbourne, Victoria, 3000

The principal place of business is:

Victorian Tennis Association Inc.
AAMI Park
Olympic Boulevard
Melbourne, Victoria, 3000

Statement by Members of the Board

In the opinion of the Board members, the financial report:

- Presents a true and fair view of the financial position of Victorian Tennis Association Inc as at 30 June 2013 and its performance for the year ended on that date in accordance with Australian Accounting Standards (including Australian Accounting Interpretations) of the Australian Accounting Standards Board.
- At the date of this statement, there are reasonable grounds to believe that Victorian Tennis Association Inc will be able to pay its debts as and when they fall due.

This statement is made in accordance with a resolution of the committee and is signed for and on behalf of the committee by:



David Stobart
President

Date: 30 August 2013



James Copes
Treasurer

Date: 30 August 2013



Hayes Knight Audit
chartered accountants · your partners in success

Hayes Knight Audit Pty Ltd
ABN: 86 005 105 975

Level 12, 31 Queen St,
Melbourne, VIC 3000

T: 03 8613 8888 F: 03 8613 8800
Email: info@hayesknightsaudit.com.au

www.hayesknight.com.au

Registered Audit Company 291969

INDEPENDENT AUDITOR'S REPORT TO THE MEMBERS OF VICTORIAN TENNIS ASSOCIATION INC.

Report on the Financial Report

We have audited the accompanying financial report of Victorian Tennis Association Inc which comprises the statement of financial position as at 30 June 2013 and the statement of comprehensive income, statement of changes in equity and statement of cash flows for the year ended on that date, a summary of significant accounting policies, other explanatory notes and the statement by members of the committee.

Board's Responsibility for the Financial Report

The Board of Management of the association is responsible for the preparation and fair presentation of the financial report in accordance with Australian Accounting Standards (including Australian Accounting Interpretations) and the Associations Incorporation Act 1981. This responsibility includes designing, implementing and maintaining internal control relevant to the preparation and fair presentation of the financial report that is free from material misstatement, whether due to fraud or error; selecting and applying appropriate accounting policies; and making accounting estimates that are reasonable in the circumstances.

Auditor's Responsibility

Our responsibility is to express an opinion on the financial report based on our audit. We conducted our audit in accordance with Australian Auditing Standards. These Auditing Standards require that we comply with relevant ethical requirements relating to audit engagements and plan and perform the audit to obtain reasonable assurance whether the financial report is free from material misstatement.

An audit involves performing procedures to obtain audit evidence about the amounts and disclosures in the financial report. The procedures selected depend on the auditor's judgment, including the assessment of the risks of material misstatement of the financial report, whether due to fraud or error. In making those risk assessments, the auditor considers internal control relevant to the entity's preparation and fair presentation of the financial report in order to design audit procedures that are appropriate in the circumstances, but not for the purpose of expressing an opinion on the effectiveness of the entity's internal control. An audit also includes evaluating the appropriateness of accounting policies used and the reasonableness of accounting estimates made by the committee, as well as evaluating the overall presentation of the financial report.

Independence

In conducting our audit, we have complied with the independence requirements of Australian professional ethical pronouncements.

Auditor's Opinion

In our opinion:

The financial report of Victorian Tennis Association Inc is in accordance with the Associations Incorporation Act 1981 including:

- i. giving a true and fair view of the association's financial position as at 30 June 2013 and of its performance and its cash flows for the year ended on that date; and
- ii. complying with Australian Accounting Standards (including Australian Accounting Interpretations) and the Associations Incorporation Act 1981.


Hayes Knight Audit Pty Ltd
Melbourne


Geoff S. Parker
Director

Dated this 30 day of August 2013

Board, Council and Committees

Board of Management

The number of Board meetings held during the year for members to be eligible to attend (E) and the number of meetings attended by each Board member (A) during the financial year are:

Board Members	E	A
David Stobart	8	7
Maria Keys	8	8
James Copes	8	5
Peter Cuxson	8	8
Peter Quinn (to October 2012)	2	2
Robert Jamieson (from October 2012)	6	6
Gary Clark	8	6
Anne Baldwin	8	8
Ken Barton	8	7
Mark Da Silva	8	7
Peter Owen	8	8
Matthew Kennedy	8	8

Committees of Tennis Victoria

Audit and Risk

Ian Jenkins (Chairperson), Drew Fenton (from February 2013), Robert Jamieson, Maria Keys, Peter Quinn (to November 2012)

Pennant Competition

Geoff Armstrong (Chairperson), Graham Heath (from February 2013), David Kortum (from February 2013), Peter Splatt (to December 2012), Lyn Robinson (to December 2012), Aaron Sharpe, Shelley Preen, Daniel O'Neill

Junior Pennant Competition

Larry McLean (Chairperson), Fran Absolom, Geraldine Brown, Christopher McKenzie, Brian Hovey, Juliann Pavlekovich Smith, Brendon Noonan, Theo Robolas

Country Committee

Ken Barton (Chairman), Loretta Gleeson, Julie Glynn, Susie Grumley, Russell Hart, Jenny Jolliffe, Don McRae (to August 2012), Stuart McRae (from September 2012), Vicki Moore, Carla Ralph, Leon Retallick, Rob Urquhart

The Council of Tennis Victoria

President: David Stobart
Vice-President: Maria Keys
Treasurer: James Copes
Immediate Past President: Hamish Macmillan

Metropolitan Club	Delegate	Substitute
Beaumaris Lawn TC	Ian Thomas	Judy Thomas
Blackburn TC	Domenico Alberico	-
Bundoora TC	Anthony Lewis	Matthew Testolin
Craigieburn TC	Kym Stephen	James Stephen
Dendy Park TC	Ian Wilkinson	Bruce Watkins
Dingley TC	Boyd McLaws	Tony Jensen
Donvale TC	Daryl Carter	Ian Adderly
Eaglemont TC	Jennifer Cox	-
East Malvern TC	Clive Edmonds	-
Eildon Park TC	Michael Tomlinson	Stuart Draffin
Frankston TC	Anne Baldwin	Dawn McCormack
Geelong Lawn TC	Brad Tresidder	Bob Spurling
Glen Iris Valley Recreation Club	Peter Gillieron	Natalia Aulia
Grace Park TC	Sandra Stone	Colin Davis
Hawthorn TC	Susan Chambers	David Sartori
Kooyong Lawn TC	Daniel O'Neill	Cedric Mason
Liston TC	Alan Whittington	Gary Clark
MCC	Peter Richardson	Jordana Dymond
North Kew TC	Allan Davey	Mark Augier
North Ringwood TC	Judith Dungey	Charlie Roberts
Parkville TC	Anne Phefley	Rob Haines
Royal Park TC	Fiona McKinnon	Jason Vochala
Royal South Yarra Lawn TC	Julian O'Donnell	-
Sydenham TC	Carolyn Seiner	-
Wantirna TC	Ross Roberts	Daryl Barrett
Metropolitan Associations	Delegate	Substitute
Bayside Regional	Larry McLean	John Finlay
Eastern Region Tennis	Robert Jamieson	Robert Jackson
Heidelberg & District TA	Gavin Cox	-
Melbourne Churches TA	Peter Cuxson	Len Pratt
North Suburban Junior TA	Brendon Noonan	Aaron Sharpe
North Suburban Night TA	Peter Olney	Robert McDonald
North Suburban TA	Aaron Sharpe	Alexandra Moodie
Peninsula TA	Jandra Kelly	Ken Young
Victorian Catholic Lawn TA	Frank Sutherland	Daniel Ceccon
Waverley Tennis	Mark Collins	Jim Birch
Western Region	Paul Fitzgerald	John Francis
Western Suburbs Night Tennis Group	Jill Towers	-
Country Regions	Delegate	Substitute
Barwon	Ken Barton	Jason McGann
Central Gippsland	Susie Grumley	Brad Griffin
Central Highlands	Jenny Jolliffe	Yvonne Perks
East Gippsland	John Glynn	Julie Glynn
Loddon Campaspe	Leon Retallick	-
Mornington Peninsula	Russell Hart	Michael Morris
North East Region	Vicki Moore	-
Northern Mallee	Loretta Gleeson (from November 2012)	
South West	Rob Urquhart	Rob Brian
Wimmera	Stuart McRae	Don McRae
Associate Bodies	Delegate	Substitute
Tennis Coaches Australia Victoria	Julie Fidler	Robert Peterson
Tennis Officials Australia Victoria	Phillip Goodman	Tony Warland
Tennis Seniors Victoria	Keith Lavington	Robert Hughes

Awards

Honorary Life Members

An award to recognise outstanding service to the Victorian Tennis Association.

1981 Mr Ian Carson, Dr John Diggle, Mr Jim Entink, Mr Geoff Kerr; 1982 Mr Harry Shilton; 1985 Mr Kevin Howard, Mr Alan Urban; 1986 Mr Albert Jacoby; 1987 Mr Peter Bellenger; 1994 Dr John Fraser; 1995 Mr Geoff Peters; 1999 Mr Ian Occleshaw; 2004 Mr Hamish Macmillan; 2006 Mrs Roma Shipp; 2010 Mr Kevin Bolton; 2012 Mr Geoffrey Stone.

Victorian Spirit of Tennis Award

This award is to recognise a significant and valuable contribution to the advancement or popularity of the sport in any field (formerly the Victorian Centenary of Tennis Award). The recipient must be born in Victoria or lived the majority of their life as a Victorian resident.

1980 Mr Frank Sedgman; 1981 Mr Neale Fraser; 1982 Mr Brian Tobin; 1983 Mr Jim Entink; 1984 Mrs Judy Dalton; 1985 Mrs Margaret Court; 1986 Mr Paul McNamee; 1987 Mr Pat Cash; 1988 Mr Colin McDonald; 1989 Mr Peter McNamara; 1990 Dr John Fraser; 1991 Mr Alan Trengove; 1992 Mr Kevin Howard; 1993 Ms Anne Minter; 1994 Mr Ian Occleshaw; 1995 Mrs Nicole Bradtke; 1996 Mr Geoff Kerr; 1997 Mr Allan Stone; 1998 Mrs Beverley Rae; 1999 Mr Jack May; 2000 Mr Kevin Bolton; 2001 Mr Tony Ryan; 2002 Mr Jim Reid; 2003 Mr Peter Bellenger; 2004 Mr Max Atkins; 2005 Mr Jim Sheppard; 2006 Mr Eric Campbell; 2007 Mr Wayne Arthurs; 2008 Mr Hamish Macmillan; 2009 Ms Fran Graham; 2010 Mr Brian Grace; 2011/12 Mr Ian Barclay; 2012/13 Mr Colin Stubbs

Highly Commended Service Award

An Award to recognise persons who have demonstrated their contribution to the sport of tennis through outstanding and exemplary service to any one or more of the State Tennis Association's affiliated tennis clubs and/or associations and/or member organisations. Service to other tennis related bodies may also be recognised.

1981 Mr Val Drew, Mr Ray Stock, Mr Lew Twamley, Mr Ralph Van Esveld; 1982 Mr Phillip Leek; 1983 Mr Kevin Bolton; 1985 Mr Daryl Cox; 1986 Mr Jack May, Mr Bob Hodgson; 1987 Mr Morris Scott; 1988 Mr Jim Sheppard; 1989 Mr Doug Newgreen; 1993 Mr Phil Edwards, Mr Ray O'Connor, Mr Tony Parrott; 1994 Mr Tom McAllister; 1996 Mr Peter Whitaker, Mr Mark Collins, Mr Ted Kendt; 1998 Mr Graeme Williams; 2000 Ms Fran Graham, Mrs Glad Woods, Mrs Roma Shipp, Mr Max Atkins, Mr David Bierwirth, Mr Brian Connor; 2004 Mr Doug Jeffery; 2005 Mr Graeme Cumbrae-Stewart; 2006 Mr Darrell White; 2008 Mrs Vickie Moore; 2010 Mr Len Pratt, Mr Rod Binns, Mrs Elsie Anderson.

Tennis Service Award

An Award to recognise persons who have demonstrated their contribution to the sport of tennis through devoted and significant service to any one or more of the State Tennis Association's affiliated tennis clubs and/or associations and/or member organisations. Service to other tennis related bodies may also be recognised.

1981 Mr Bill McGrath, Mr Sam Phillips; 1982 Mr Jack Thompson, Mr Richard Bear, Mr Jim Billows, Mrs Bobbie Collinson, Mr Harvey Harris, Mr Eric Morris; 1984 Laurie Sweet; 1985 Mrs Yvonne Peters; 1986 Cec Williams; 1987 Mr Ian Haebich, Mr Ken Jones, Mrs Roma Shipp; 1989 Mr Ken Blackshaw, Mr Ron Bury; 1990 Mr Tim Burns, Mrs Pat Guthrie, Mr Roland Klinge, Mr Keith Morrison, Mr Ron Williams; 1991 Mr Ray Abbey, Mr Stan Heywood;

1992 Mr Les Blackburn, Mrs Phyl Crowther, Mr Phonse Orger, Mr Len Spence, Mrs Lola Whiting; 1993 Mr Barry Barton, Mrs Bev McConnell; 1994 Mr Brian Collins, Mr Len Pratt, Mr Bob Hoopell; 1996 Ms Rosemary Wright, Mr Ralph Beeby; 1997 Mrs Pat Flynn, Mrs Vicki Moore; 1998 Mr John Finlay; 1999 Mr Robert Brian, Mr Robert Greig; 2000 Mrs Bev Hosie, Mr John Angus; 2001 Ms Sue Saliba, Mrs Enid Miller, Mr Jim Miller, Mr Angelo Cianchi, 2002 Mrs Denise Huthinson, Mrs Aldene Glenister; 2003 Mr Maurice Baker, Mrs Jennifer Walker, Ms Selma Ruddick; 2004 Mr Bryan Curran, Mr Ron Nelson; 2005 Mr Kevin O'Callaghan; 2006 Mr Ian Adderley, Mr Ron Carter, Mr Gregory Cooke, Mrs Gail Morse, Mrs Glenda Sundstrom; 2008 Mrs Marilyn Hannah; Mr Trevor Valentine, Mr Jack Carnell; 2009 Mr Muray Hart, Mrs Jocelyn Oliver; 2010 Mr Robert Payne, Mrs Marjorie Cox, Mr Frank Sutherland, Mrs Jill Morrison, Mr Robert Jackson, Mr Jim Birch, Mrs Eva Bettiol; 2011 Mr Trevor Smyth, Mrs Loretta Thrupp, Mr Peter Thrupp, Mr Russ Nicholls, Mr David Hocking, Mrs Janice Hocking, Mr Bill Goodwin, 2011/12 Mrs Dorothy Murdoch; Mrs Yvonne Law; Mrs Gail Norman; Mr Daryl Carter; 2012/13 Dawn McCormack; Mrs Marg Begent; Mr Ian Strong; Mrs Patricia Gilchrist; Mrs Carol Pearce; Mr Ken Young; Ms Nicole Seckold; Mr Geoff Gordon; Mr Derek Kew; Mr George Kunti; Mr Colin Thompson; Mr Bill Caven; Mr Rick Highett.

Most Outstanding Club, Centre, Association or School

2011/12 – Frankston Tennis Club
2012/13 - Elsternwick Park Tennis Club

Volunteer Achievement

2011/12 - Julie Fidler
2012/13 - Judy Scarrott

Most Outstanding Tournament

2011/12 – 2011 William Loud Bendigo International, Bendigo Tennis Association
2012/13 - AAMI Classic, Kooyong Lawn Tennis Club

Coaching Excellence – Club or Centre

2011/12 – Shane Scrutton
2012/13 - Danielle Borle

Coaching Excellence – MLC Tennis Hot Shots

2011/12 – Wes Horskins
2012/13 - Vicky Lee

Most Outstanding 35+ Tennis Senior

2011/12 – Judy Hancy
2012/13 - Andrew Rae

Most Outstanding Athlete with a Disability

2011/12 – Zvi Schweitzer
2012/13 - Glen Flindell

Gordon Moffatt Junior Athlete of the Year

2011/12 – Daniel Guccione and Zoe Hives
2012/13 - Marc Polmans and Destanee Aiava

State Rankings as at 30 June 2013

Men (Open)

1. Marinko Matosevic
2. Samuel Groth
3. Christopher Guccione
4. James Lemke
5. Andrew Whittington
6. John Peers
7. Carsten Ball
8. Rameez Junaid
9. Jacob Grills
10. Dayne Kelly

Boys' 18/u

1. Jacob Grills
2. Omar Jasika
3. Marc Polmans
4. Daniel Guccione
5. Oliver Ceranic
6. Daniel Nolan
7. Justyn Levin
8. Andrej Lukic
9. Aaron Addison
10. Andre Mick

Boys 16/u

1. Omar Jasika
2. Marc Polmans
3. Daniel Nolan
4. Socrates Leon Tsononis
5. Cody Brackenreg
6. Richard Yang
7. Stefan Skadarka
8. Daniel Nickels
9. Marcel Du Sart
10. Caleb Boland

Boys' 14/u

1. Lucas Vuradin
2. Matthew Romios
3. Todd Millington
4. Chase Ferguson
5. Connor Di Marco
6. Jackson Ross
7. Codey Gunn
8. Cooper Wyett
9. Ted Williams
10. Greg Polmans

Boys' 12/u

1. Ken Cavrak
2. Mason Naumovski
3. Thomas Pavlekovich-Smith
4. Stefan Milenkovic
5. Stefan Storch
6. Marcus Stathos
7. Timothy Karpinski
8. David Qariaqus
9. Alex Bulte
10. Alex Kevill

Women (Open)

1. Anastasia Rodionova
2. Olivia Rogowska
3. Sacha Jones
4. Jarmila Gajdosova
5. Viktorija Rajcic
6. Azra Hadzic
7. Tammi Patterson
8. Sally Peers
9. Karolina Wlodarczak
10. Nives Baric

Girls' 18/u

1. Belinda Woolcock
2. Eliza Long
3. Stefani Stojic
4. Samantha Harris
5. Zoe Hives
6. Annabelle Andrinopoulos
7. Georgiana Ruhrig
8. Ashleigh Capannolo
9. Monika Rajcic
10. Tayla Stenta

Girls' 16/u

1. Michelle Pits
2. Katerina Valos
3. Noelleda Ah San
4. Sacha Bollweg
5. Danielle McIntyre
6. Jessica Brzozowska
7. Jessie Mount
8. Andjela Reljic
9. Jaimee Furlis
10. Bianca Duff

Girls' 14/u

1. Jaimee Furlis
2. Samyuktha Rajagopalan
3. Kate Vaughan
4. Gabriela Sprague
5. Destanee Aiava
6. Stephanie Serafidis
7. Bethany Toner
8. Gabriela Ruffels
9. Natasha Van Bommel
10. Adriana Noga

Girls' 12/u

1. Erika Bollweg
2. Natasha Illic
3. Keona Mendis
4. Bianca Compuesto
5. Mary Jayakody
6. Alexandra San Andres
7. Chanel McKay
8. Teodora Skilija
9. Shiba Sotounzadeh
10. Luciana Kunkel



2012/13 Australian and State Representation

Davis Cup

Marinko Matosevic
Chris Guccione

Fed Cup

Jarmila Gajdosova

2012 Junior Fed Cup

Isabelle Wallace
Zoe Hives

2013 Junior Davis Cup

Marc Polmans

2013 - 14/u World Junior Teams

Destanee Aiava
Jaimee Fourlis

Bruce Cup 2012

Held in Perth, October 2012

Boys

Codey Gunn
Connor Di Marco
Jack Clements
Marcus Bulmuga
Stefan Milenkovic
Emmanuel Kifle
Campbell Salmon

Girls

Gabriela Ruffels
Peta Valos
Jasmin Starr
Taylah Mielczarek
Jessica Zaviacic
Natasha Ilic
Kirsten Waters

Finished: Fourth

Pizzey Cup 2013

Held in Adelaide, May 2013

Boys

Aaron Addison (Captain)
Ryan Draffin
Daniel Nickels
Nathan Ponton
Themis Sitzoukis
Chanchai Sookton-Eng
Jack Thiessen
Alex Van De Steenoven

Girls

Romy Stephens (Captain)
Jaide Collins
Ellie Chesterman
Hope Curtis-McDonald
Giorgie Jones
Georgina Jupp
Danielle McIntyre
Jayde Viccars

Finished: Second

2012 Victorian State Teams

Sproule/Stephens Cup (Boys' 14/u)

Held in Melbourne, November 2012

A Team

Richard Yang
Mike Vaughan
Daniel Nguyen

Team Manager: Rob Leeds

Finished: First

B Team

Jaime Sekulovski
Stefan Skadarka
Matthew Romios

Team Manager: Paul Vassallo

Finished: Third

Mary Hawthorn Cup (Girls' 14/u)

Held in Melbourne, November 2012

A Team

Destanee Aiava
Michelle Pits
Jessica Brzozowska

Team Manager: Andrea Stoltenberg

Finished: First

B Team

Jaimee Fourlis
Jessie Mount
Gabriela Ruffels

Team Manager: Mark Hlawaty

Finished: Sixth

Rod Laver Cup (Boys' 12/u)

Held in Melbourne, December 2012

Team A

Connor Di Marco
Greg Polmans
Codey Gunn

Team Manager: Micha Fischer

Finished: equal 3rd due to wash out

Team B

Joshua Spaul
Alex Kreish
Ken Cavrak

Team Manager: Alex Jago

Finished: equal 7th due to wash out

Margaret Court Cup (Girls' 12/u)

Held in Melbourne, December 2012

Team A

Peta Valos
Taylah Mielczarek
Alessia Roso

Team Manager: Emily Rea

Finished: equal 3rd due to wash out

Team B

Jessica Zaviacic
Jasmin Starr
Zoe Duff

Team Manager: Kate Hargreaves

Finished: equal 7th due to wash out

Foundation Cup Regional State Team 13/u

Held in Sydney, January 2013

Boys

Josh Charlton (Central Gippsland)
Jack Clements (Central Gippsland)
Joe Myers (North East)
Brock Dixon (North East)

Team Manager: John Glynn

Finished: Second

Girls

Taylah Mielczarek (Barwon)
Jessica Mason (Goulburn Valley)
Jaslyn Skilbeck (SouthWest)
Kristen Antonopoulos (Central Gippsland)

Team Manager: Julie Glynn

Finished: Third

2012/13 Results

2012/13 Victorian National Champions

2012 Spring Nationals

12/u Girls' Singles	Gabriela Ruffels
12/u Girls' Doubles	Gabriela Ruffels and Janette Lin (SA)
14/u Boys' Singles	Richard Yang
14/u Boys' Doubles	Caleb Boland and Cole Ingram (QLD)

2012 Australian Championships

14/u Girls' Singles	Destanee Aiava
14/u Girls' Doubles	Destanee Aiava and Nicole Kraemer (SA)
12/u Boys' Doubles	Greg Polmans and Connor Di Marco

2013 Grass Court Championships

12/u Girls' Singles	Jessica Zaviacic
12/u Girls' Doubles	Jessica Zaviacic and Gabriela Da Silva-Fick (NSW)
12/u Boys' Doubles	Connor Di Marco and Stefan Noordom (QLD)
12/u Boys' Doubles	Matthew Romios and Jaime Sekulovski

2013 Clay Court Championships

16/u Girls' Singles	Zoe Hives
16/u Girls' Doubles	Zoe Hives and Katerina Valos
14/u Boys' Doubles	Stefan Skadarka and Liam Bishop (SA)
14/u Girls' Singles	Jaimee Fourlis
14/u Girls' Doubles	Jaimee Fourlis and Aleksa Cveticanin (QLD)
12/u Boys' Singles	Matthew Dellavedova
12/u Girls' Doubles	Jessica Zaviacic and Gabriela Da Silva-Fick (NSW)

Regional Teams Events Results

11/u Frank Sedgman Cup

4-5 August 2012 Traralgon Tennis Association

North Suburban Junior	5-34	d	Waverley Tennis	1-14
-----------------------	------	---	-----------------	------

13/u Boys' John Fitzgerald Cup

28-29 October 2012 Wodonga Tennis Centre

Central Gippsland	4-36	d	South West	1-18
-------------------	------	---	------------	------

13/u Girls' Foundation Cup

18-19 November 2012 Moe Tennis Club

Barwon	6-48	d	Wimmera	0-16
--------	------	---	---------	------

15/u Ambassadors Cup

2-3 December 2012 Rye Tennis Club

Loddon Campaspe	6-48	d	South West	0-11
-----------------	------	---	------------	------

10/u Wayne Arthurs Cup

15-16 December 2012 Kooyong Lawn Tennis Club

North Suburban Junior	3-28	d	Berwick & District	3-23
-----------------------	------	---	--------------------	------

15/u Ambassadors Cup

24-25 February 2013 Mt Prospect Tennis Association

Loddon Campaspe	3-40	d	Barwon	3-40
Play-offs – Loddon Campaspe won 16-6				

12/u Alicia Molik Cup

13-14 April 2013 Kooyong Lawn Tennis Club

Waverley Tennis	3-26	d	North Suburban Junior	3-26
Play-offs – Waverley Tennis won 25-23				

12/u, 14/u, 16/u Association and Regional Teams Challenge

8-10 June 2013 Bendigo Tennis Association

North Eastern Junior	18-131	d	Waverley Tennis	6-79
----------------------	--------	---	-----------------	------



2012 Victorian ID's Championships
1-2 December Kooyong Lawn Tennis Club

	Winners	Score
Singles		
Men	Mitchell James	4/6 6/1 10/8
Women	Sharon Morse	6/4 6/4
Doubles		
Men	Zvi Schweitzer /Senya Rudoy	6/3 6/4
Women	Kate Wilson/Nicole Bartley	6/4 4/6 10/7

2012 Victorian Grass Court Championships (AMT Platinum)
26-30 December Geelong Lawn Tennis Club

	Winners	Score
Singles		
Men	Daniel Byrnes	4/6 6/4 6/2
Women	Azra Hadzic (1)	6/2 4/6 7/6 (5)
Doubles		
Men	Harry Bouchier/Jacob Grills (1)	W/O
Women	Molly Polak/Sandy Vo	4/6 6/0 10/7

2013 Victorian Junior Grass Court Championships (JT Gold)
9-13 January Wodonga Tennis Centre

	Winners	Score
Boys' 12/u Singles	Connor Di Marco (1)	6/4 4/6 6/4
Boys' 12/u Doubles	Connor Di Marco/Codey Gunn (1)	6/1 7/6
Boys' 14/u Singles	Todd Aleksic (4)	6/4 6/1
Boys' 16/u Singles	Ned Whittaker (7)	2/6 6/4 6/1
Boys' 16/u Doubles	Aaron Breust/ Richard Palmer (7)	7/5 6/2
Boys' 14/u Doubles	Todd Aleksic/ Joshua Baker (1)	6/3 7/5
Girls' 12/u Singles	Sanyukta Singh (2)	6/2 3/6 6/4
Girls' 12/u Doubles	Gabbriella Da Silva-Fick/ Jessica Ziviacic (1)	6/1 6/2
Girls' 14/u Singles	Natasha Van Bommel (5)	6/4 6/2
Girls' 14/u Doubles	Alana Bourgeois/ Samantha Nyika (1)7/5 7/5	
Girls' 16/u Singles	Maggie Snowdon	6/0 6/2
Girls' 16/u Doubles	Lorish Puluspene/ Maggie Snowdon (3)	6/1 6/1

2012 Victorian Junior Hard Court Championships (JT Gold)

12/14s 2-5 October, 16s 20-23 December
at Nottinghill-Pinewood Tennis Club

	Winners	Score
Boys' 12/u Singles	Ted Williams (1)	6/2 6/4
Boys' 12/u Doubles	Codey Gunn/Jeremy Taylor (2)	6/2 6/1
Boys' 14/u Singles	David Hough (1)	6/3 6/0
Boys' 14/u Doubles	David Hough/Zak Marshall (1)	W/O
Boys' 16/u Singles	Patrick Fitzgerald (7)	4/6 6/4 7/5
Boys' 16/u Doubles	Themis Sitsoukis/Jack Thiessen (4)	6/3 2/6 12/10
Girls' 12/u Singles	Jessica Ziviacic (2)	6/3 6/2
Girls' 12/u Doubles	Jessica Ziviacic/Teodora Vuruna (1)	6/3 6/1
Girls' 14/u Singles	Stephanie Serafidis (2)	7/5 4/6 6/4
Girls' 14/u Doubles	Jessie Mount/Gabriela Ruffels (1)	6/1 6/2
Girls' 16/u Singles	Danielle McIntyre (1)	6/0 6/2
Girls' 16/u Doubles	Danielle McIntyre/Gabriela Sprague (2)	6/3 6/3

2013 Victorian Junior Clay Court Championships (JT Gold)

8-11 March Dendy Park Tennis Club
and Dingley Tennis Club

	Winners	Score
Boys' 12/u Singles	Joshau Spaul (1)	6/2 6/2
Boys' 12/u Doubles	Stefan Storch/ Tobias Wietrzyk (5)	6/1 6/7 (2) 11/9
Boys' 14/u Singles	Lucas Vuradin (1)	6/2 6/1
Boys' 14/u Doubles	Petar Ivanic/ Jackson Ross (8)	7/5 6/7 (5) 12/10
Boys' 16/u Singles	Long Nguyen (3)	7/5 6/3
Boys' 16/u Doubles	Long Nguyen/ Daniel Nickels (1)	6/0 6/3
Girls' 12/u Singles	Amber Marshall (1)	4/6 6/3 6/1
Girls' 12/u Doubles	Amber Marshall/ Isabella Ryles (2)	6/4 7/5
Girls' 14/u Singles	Catherine Krueger (3)	6/3 6/4
Girls' 14/u Doubles	Tayla Mielczarek/ Jessie Mount (1)	W/O
Girls' 16/u Singles	Bethany Toner	6/0 6/4
Girls' 16/u Doubles	Not played	

2013 Victorian Clay Court Championships (AMT Platinum)

2-6 April Dendy Park Tennis Club

	Winners	Score
Singles		
Men	Jason Kubler (1)	5/7 6/1 6/2
Women	Sally Peers (2)	7/6 (4) 6/4
Doubles		
Men	Daniel Guccione/ Nick Horton (2)	7/6 (0) 6/7 (3) 10/3
Women	Monika Rajcic / Viktorija Rajcic (1)	2/6 6/4 10/8

2013 Inter-regional Country Championships

4-6 January Swan Hill Lawn Tennis Club

	Winners	Score
Men's Open Singles	Curt Garwood (2)	7/5 6/3
Men's Open Doubles	Jarrold Bingham/Luke Dixon	8/6
Women's Open Singles	Carolyn McGann (3)	6/0 6/1
Women's Open Doubles	Rachel Le Maitre/ Carolyn McGann (1)	8/6
Mixed Open Doubles	Aidan Fitzgerald/ Stehanie Barnett (1)	W/O
Men's 45+ Singles	David Starling	10/4
Men's 45+ Doubles	Bruce Ferguson/ David Starling (1)	W/O
Womens' 45+ Singles	Fiona Walker (2)	10/4
Women's 45+ Doubles	Gillian Bosse/ Fairlie Lamond (2)	8/01
Mixed 45+ Doubles	David Starling/ Sharon Clement	8/03
Men's 22/u Singles	James Brushfield (3)	10/7
Men's 22/u Doubles	Aaron Bosse/Sam Pritchard	8/06
Women's 22/u Singles	Ashleigh Joliffe (1)	10/2
Women's 22/u Doubles	Vivien Cadd/Regina Virgo (1)	8/4
Mixed 22/u Doubles	Nick Fenaughty/Emily Ryan	8/4
Boys' 18/u Singles	Jordan Drew (1)	10/3
Boys' 18/u Doubles	Zaine Cordy/Jordan Drew (1)	8/4

	Winners	Score
Girls' 18/u Singles	Hope Curtis-McDonald (1)	10/2
Girls' 18/u Doubles	Hope Curtis-McDonald/ Jessica Wendel (1)	8/3
Mixed 18/u Doubles	James Curtis-McDonald/ Hope Curtis- McDonald (1)	6/3
Boys' 16/u Singles	Zac Robinson (3)	8/4
Boys' 16/u Doubles	Zac Robinson/Lachlan Carroll	6/2
Girls' 16/u Singles	Nicole Mullen (3)	8/5
Girls' 16/u Doubles	Nicole Mullen/ Tayla Mielczarek (1)	6/2
Mixed 16/u Doubles	Zac Urquhart/ Sophie Drake (1)	6/2
Boys' 14/u Singles	Jason Tomicic (1)	8/1
Boys' 14/u Doubles	Josh Crapper/ Jason Tomicic (1)	7/6
Girls' 14/u Singles	Olivia Ryan (1)	8/5
Girls' 14/u Doubles	Mikaela Mullen/ Olivia Ryan (1)	7/6
Mixed 14/u Doubles	Jason Tomicic/ Olivia Ryan (1)	6/2
Boys' 12/u Singles	Harry Boyd (1)	8/1
Boys' 12/u Doubles	Harry Boyd/ Patrick Drake (1)	6/3
Girls' 12/u Singles	Alana Mullen	6/4
Girls' 12/u Doubles	Eloise Swarbrick/Danni Warren	6/1
Mixed 12/u Doubles	Josh McPhee/Alana Mullen	6/4

Region by Region Final Points Standings

1	Barwon	232
2	Goulburn	186
3	South West	182
4	Wimmera	148
5	Northern Mallee	146
6	Loddon Campaspe	141
7	East Gippsland	139
8	Mornington Peninsula	126
9	Central Highlands	64
10	Central Gippsland	0 (DNP)
11	North East	0 (DNP)

Cooke Shield for Most Improved Region:
Wimmera Region

2012 Junior Pennant Grade Grand Final Results

Boys

12A	Eastern Region Tennis	3-6-50	d	North Suburban Junior	3-6-43
12B	Peninsula	4-7-49	d	Bayside-Moorabbin	2-5-49
12C	Waverley Tennis	6-10-65	d	Bayside-Moorabbin	0-1-18
12D	Peninsula	4-7-54	d	Berwick & District	2-4-45
12E	Berwick & District	5-8-56	d	Western Region	1-2-29
14A	Waverley Tennis	6-10-57	d	North Eastern Junior	0-3-42
14B	North Eastern Junior	3-6-46	d	North suburban junior	3-5-40
14C	Waverley Tennis	4-7-52	d	North Eastern Junior	2-4-40
14D	North Eastern Junior Black	3-6-47	d	Western Region	3-5-46
14E	Melton District	5-9-62	d	Eastern Region Tennis	1-1-40
16A	Peninsula	3-7-50	d	North Eastern Junior Black	3-6-54
16B	Waverley Tennis	6-10-64	d	North Eastern Junior	0-0-18
16C	Eastern Region Tennis	4-7-54	d	North Suburban Junior	2-4-37
16D	Peninsula	4-7-54	d	Eastern Region Tennis	2-4-41

Girls

12A	Peninsula	4-7-54	d	Eastern Region Tennis	2-4-41
12B	Waverley Tennis	4-8-47	d	North Eastern Junior Red	2-4-33
12C	Berwick & District	4-7-55	d	Peninsula	2-4-39
14A	Waverley Tennis Blue	5-9-63	d	Barwon	1-2-34
14B	Barwon	4-7-52	d	North Suburban Junior	2-4-44
14C	Barwon	4-7-50	d	Berwick And District	2-3-40
16A	Eastern Region Tennis	5-9-53	d	North Eastern Junior Black	0-2-39
16B	North Suburban Junior	4-7-61	d	Peninsula	2-4-43

Mixed

10A	Berwick & District	4-7-48	d	Bayside-Moorabbin	2-5-49
18A	North East Junior finished first and Peninsula finished 2nd				

2012 Junior Pennant Players of the Year

Mixed 10A	Adam Vermeer – Berwick and District
Boys 12A	Matthew Larsen – Eastern Region Tennis
Girls 12A	Elli Zafriidis – Eastern Region Tennis
Boys 14A	Lirim Mustafovski – North Eastern Junior
Girls 14A	Kelly Martin – Waverley Tennis
Boys 16A	Luti Radovanovic – North Eastern Junior
Girls 16A	Emily Van Dijk – Eastern Region Tennis
Mixed 18A	Simone Bryant – North Eastern Junior



2012 Medibank Junior Development Series State Championships

**Pakenham Regional Tennis Centre
9 December**

10/u Boys

Winner: Damien Hough
Runner Up: Cooper White

10/u Girls

Winner: Alexandra San Andreas
Runner Up: Keona Mendis

12/u Boys

Winner: Nicholas Smith
Runner Up: Kyle Hopman

12/u Girls:

Winner: Erica Layton
Runner Up: Cassidy Denny

2013 Medibank Junior Development Series State Championships

**Dendy Park Tennis Club
23 June**

11/u Boys

Winner: Cooper White
Runner Up: Damien Hough

11/u Girls

Winner: Priscilla Stojanovska
Runner Up: Zoe Fitzpatrick



2012 Pennant - Grade Grand Final Results

Men's Open

Grade 1	Kooyong Lawn No 3	4-10-77	d	MCC	1-2-55
Grade 2	Mayfield Park	5-11-94	d	Yarraville	2-6-80
Grade 3	Eildon Park	4-10-99	d	Wonga Park	3-8-83
Grade 4	Delahey	4-9-92	d	Royal Park No 1	4-9-87
Grade 5	Springvale North	4-10-81	d	Kooyong Lawn	3-6-76
Grade 6	Wonga Park	4-8-59	d	Ferny Creek	2-4-37
Grade 7	Dendy Park	5-11-78	d	Miller Park	0-2-38
Grade 8	Macleod	5-11-82	d	Holy Saviour	1-4-58
Grade 9	Wellington	4-10-77	d	Lilydale	2-4-50
Grade 10	Coatesville	5-10-65	d	Dingley	1-3-45
Grade 11	Mt Eliza	5-11-75	d	Monash University	0-1-43

Men's Seniors 35+ Doubles

Seniors 1	Kooyong Lawn No 1	2-6-43	d	Warrandyte	0-1-18
Seniors 2	Liston	3-6-51	d	Heatherdale	1-4-46
Seniors 3	Sunbury	3-6-47	d	Macleod	1-4-39
Seniors 4	Hawthorn	2-5-37	d	Beaumaris Lawn	0-2-29
Seniors 5	Parkville	2-5-40	d	Kooyong Lawn	2-4-41
Seniors 6	Black Rock	3-6-47	d	Tennis Seniors No 1	1-4-41

Women's Open

Grade 1	Royal South Yarra No 1	5-10-85	d	Kooyong Lawn No 4	3-7-72
Grade 2	Delahey Recreation Club	4-9-70	d	Caulfield Recreation	3-7-49
Grade 3	Royal South Yarra No 1	5-10-68	d	Hepner Place Indoor	0-2-35
Grade 4	Heathmont	5-11-73	d	Werribee Central	0-1-41
Grade 5	Doveton	4-10-65	d	Kooyong Lawn No 1	2-4-52
Grade 6	Kings Park No 1	5-10-78	d	Blackburn	1-4-46

Women's Open Doubles

WOD	Essendon	2-4-38	d	East Preston Park	2-4-37
-----	----------	--------	---	-------------------	--------

2013 Premier League Grand Final Results

Glen Iris Valley Recreation Club

Men's	Kooyong Lawn	3-7-63	d	MCC	2-5-53
Women's	Delahey Recreation	3-7-50	d	Kooyong Lawn	1-2-26

2012 Asia-Pacific Tennis League Results

ATL – Vic Conference Final (Kooyong Lawn Tennis Club, December 2012)

Men's

Liston Seagulls	4-8-42	d	Kooyong Classics	1-4-31
-----------------	--------	---	------------------	--------

Women's

Kooyong Classics	4-8-43	d	Frankston Firebirds	2-6-34
------------------	--------	---	---------------------	--------

ATL National Play-offs (Melbourne Park, January 2013)

Men's

Liston Seagulls	4-10-46	d	ATP Sydney	2-4-41
(5-6 play off) Giants-WA	3-8-47	d	Kooyong Classics	2-6-40

Women's

(5-6 play off) Kooyong Classics	4-6-37	d	Canberra Velocity	2-6-37
---------------------------------	--------	---	-------------------	--------

Player Of The Year Awards

2012 Pennant

Men's Open		Club
Grade 1	Andrew McLean	Royal South Yarra Lawn
Grade 2	Aniket Ghaskadvi	Hawthorn
Grade 3	Michael Wood	Kooyong Lawn
Grade 4	John Giakoumakis	Delahey Recreation
Grade 5	Patrick Pawlukowski	Springvale North
Grade 6	Matthew Griffin	Wonga Park
Grade 7	Cameron Williams	Miller Park
Grade 8	Travis Barratt	Cambridge
Grade 9	Jordan Tichy	Wellington
Grade 10	Tysyn Danda	Grace Park
Grade 11	Hamish McLeod	Mt Eliza

Men's Seniors 35+ Doubles		Club
Seniors 1	Craig Haslam	Warrandyte
Seniors 2	David B Rogers	Liston
Seniors 3	Peter Daly	Sunbury
Seniors 4	David Sartori	Hawthorn
Seniors 5	Rob Haines	Parkville
Seniors 6	Robert Bowlen	Kew

Women's Open		Club
Grade 1	Masa Jovanovic	Royal South Yarra Lawn
Grade 2	Jill Lythgo	Caulfield Recreation
Grade 3	Renee Tsongas	Dandenong
Grade 4	Jaymee Bennett	Werribee
Grade 5	Yiota Nicolaou	Bulleen
Grade 6	Anjelica Chang	Melbourne University

Women's Open Doubles		Club
WOD	Eileen Langwell	Essendon

Kevin Howard Award

Best performing Men's 35+ Seniors team

Hawthorn Tennis Club – Seniors 4	
David Sartori	John Delpratt
Shahram Raissi	Mark Petty
Leslie Schwarz	Andrew Satyendra

Asia-Pacific Tennis League - Vic Conference 2012

		Club
Men's	James Lemke	Liston Seagulls
Women's	Annabelle Andrinopoulos	Waverley Warriors

Premier League 2013

		Club
Men's	James Lemke	Grace Park
Women's	Viktorija Rajicic	Delahey Recreation

Supporters

Major Supporters



Official Partners



Official Tennis Ball
of Tennis Victoria



Official Trophy Supplier
of Tennis Victoria




Partnerships and Industry Support



Member Benefit Providers





Tennis Victoria

AAMI Park
Olympic Boulevard
Melbourne, Victoria 3001
Locked Bag 6001
Richmond, Victoria 3121

T (03) 8420 8420

F (03) 8420 8499

tvreception@tennis.com.au

tennis.com.au/vic

 facebook.com/tennisvic

 [tennisvic](https://instagram.com/tennisvic)

 [@tennis_vic](https://twitter.com/tennis_vic)