

*Tennis Victoria  
Annual Report  
2013/14*



## Tennis Victoria's purpose

**"To make tennis a part of every Victorian's life"**

### Victorian Tennis

**Fun** and that's number one

**Fitness** promoting a healthy Victoria

**Friendships** all over the state

**Families** playing together

**For everybody** no matter what gender, background or standard

**Forever** from the youngest to the oldest of ages

**Far reaching** Victoria has 40-45% of Australia's tennis clubs and affiliates – it is a very big grassroots community and we are strongest together

**Fair play** both on and off the court

### The Tennis Victoria Way

**Our six values which define our collective behaviour to achieve success are:**

We **T**ake responsibility; are approachable and accessible

We **E**njoy our work; and working with others collaboratively

There are **N**o soft excuses; as we strive to be the best we can be

We **k**now our stuff; and are passionate about serving the sport of tennis

We are **I**nnovative and inclusive; and open to change

We **S**peak up, speak straight; listen and communicate

### Strategic Plan to 2016 Focus Areas:



**With successful achievement across these to be underpinned by:  
Good Governance & Administration and Effective Communications**

# Contents

President's Report	2
Treasurer's Report	3
Chief Executive Officer's Report	4
The Team at Tennis Victoria	6
Community Tennis Report	7
Tennis Operations Report	11
Government Relations and Places to Play Report	13
Marketing and Communications Report	15
Financial Report	16
Board, Council and Committees	27
Awards	28
State Rankings	29
2013/14 Australian and State Representation	30
2013/14 Results	31
Supporters	37



# President's Report



I have much pleasure in presenting my President's Report for 2013/14, in what has been a very busy and exciting year.

We had an operating loss of \$58,652 against a budgeted profit of \$598. This loss was forecasted mid-year when the Board approved expenditure of approximately \$60K for new staffing priority areas of ANZ Tennis Hot Shots Leagues and Facilities Management. After taking into consideration the movement in investments, which was again

favourable this year due to the increasing share market, our Total Comprehensive Income Attributable to Members was a total of \$36,323. James Copes our Treasurer will give more details of our financials in his report.

We held our third Tennis Victoria Championships Dinner/Victorian Tennis Awards on Monday 23 June, 2014 which was attended by 335 guests, our highest number yet. We were very pleased to have the presence of two icons of the sport, Margaret Court who travelled from her home in Western Australia, and Frank Sedgman. Both legends were very much in demand for photos and autographs, and created a real buzz in the room. Daniela Di Toro received the Victorian Spirit of Tennis award for what she has done for disability and wheelchair tennis both here in Victoria and particularly worldwide. Kyneton and District Tennis Club received the award for the Most Outstanding Club, Centre or Association. Congratulations to all of the other winners for their contribution to tennis in this state.

As mentioned in the Annual Report last year, we were working on a number of major matters which we were hoping to finalise this year. The first of these was our Strategic Plan, which was for the period 2010 – 2015. It was decided that it needed to be updated because of the number of issues and changes that were occurring both within Tennis Victoria and across the national focuses of Tennis Australia. The proposed update was presented to the Tennis Victoria Council and feedback was requested. As a result of this consultation, a new Strategic Plan was adopted by the Board in September, and now covers the period until 2016. This plan is now aligned with and complements both Tennis Australia's national vision, and the strategy of the Department of Sport and Recreation Victoria.

The next major item that we addressed was our Constitution, which needed updating to bring it into line with the latest Australian Sports Commission governance requirements and Victorian Government changes to laws governing Incorporated Associations. After lots of consultation and discussions at TV meetings, the revised Constitution was approved at a Special General Meeting in May 2014. The major changes approved were to have all Directors, elected by all members; the maximum

term time of a Director is nine years; the introduction of postal voting which means country clubs can now vote without having to be in attendance, and the dissolving of TV Council leading to the introduction of new Strategic Forums which all clubs can now attend.

As I said last year, the most important subject we were addressing was affiliation reform and, as reported at meetings and in correspondence to all clubs and associations, we have been able to introduce a new model thanks to the great support of Tennis Australia. This new model will now have clubs paying a fee based on the number of courts they have, whether they are country or metropolitan, and a new pricing structure for associations. This change will put hundreds of thousands of dollars back into the hands of our clubs, the largest ever investment we have been able to make for tennis in this state, which we hope will help clubs upgrade their facilities and be more pro-active in encouraging more people to play tennis at their venues.

This year saw the third year of the Asia-Pacific Tennis League (ATL), which is continuing to grow in popularity. The ATL is attracting a number of top players to participate. Olivia Rogowska played for Royal South Yarra and also played in the Women's main draw of Australian Open 2014. Royal South Yarra won the Women's event defeating Flagstaff from South Australia, and Kooyong finished 4<sup>th</sup> in the Men's event.

The next major subject we are addressing together with Tennis Australia is the need for the allocation of more funding to grow participation, and we hope that early in the next financial year we will have more news for you.

Thank you to all our partners and sponsors, in particular Tennis Australia, VicHealth, Sport and Recreation Victoria and Slazenger for their ongoing support which enables us to develop and deliver new programs, and continue with existing ones so that we can serve you well.

I would also like to thank Ken Barton for his time and contribution as a Tennis Victoria Board Director and welcome Simon Meadows to the Board.

Finally, I would like to thank all the staff, especially Matthew Kennedy our CEO, for their commitment, hard work and dedication to Tennis Victoria. And I'd also like to thank all the Board Directors, including James Copes our Treasurer and Maria Keys our Vice President for their support, advice and contribution to me and Tennis Victoria for a very successful year.

## David Stobart

*President, Tennis Victoria*  
July 2014



# Treasurer's Report



It is with great pleasure I present the Financial Year 2014 (FY14) Treasurer's Report. You will notice that this year's financial reports are slightly different to prior years. This is as a result of adopting a new reporting regime, as recommended and supported by our auditor (Hayes Knight), the Audit and Risk Committee and the Board.

As highlighted in the President's Report, FY14 has been another massive year, in particular the successes of a new affiliation model

and governance reforms led by the Board. This year has thrown up some hurdles but also provided many more opportunities. In May 2013, when the FY14 Tennis Victoria budget was set at a small operating surplus of \$598, it was clear the organisation would encounter a challenging year.

The final FY14 operating result was a deficit of \$58,652 (FY13: surplus \$25,884). However, once the \$94,975 net surplus on revaluation of financial assets (investments) is taken in to consideration, the Total Comprehensive Income Attributable to Members is a surplus of \$36,323 (FY13: surplus \$164,175). In turn, the Members' Reserves have again increased, further ensuring funds are available should external factors significantly impact revenue in the future.

In recent years, club memberships have been on the slow decline. FY14 was no different with a further \$82,609 (4.5%) reduction in revenue compared to 2013. As highlighted in my FY13 Treasurer's Report, Tennis Victoria has sound corporate governance that ensures key business items are meticulously reviewed and dealt with professionally in a considered manner. Accordingly, the new affiliation model was adopted by the Board and communicated to all in February 2014 (taking effect from 1 July 2014).

Grants are another key area of funding (FY14: \$1,480,455 and FY13: \$1,490,214). Tennis Australia grants, which are primarily linked to achieving Key Performance Indicators, are key in providing and delivering a number of programs on an annual basis. Combined with grants from Sport and Recreation Victoria and VicHealth, programs to continue to enhance tennis in Victoria can be delivered to hundreds of thousands of people.

Signature Sport continues to assist in creating additional revenue streams. Sponsorship levels were up slightly compared to FY13, and we envisage a further increase in FY15 as relationships continue.

On the back of confirmed future changes to the key revenue line (i.e. TA funding for FY15), the Board supported senior management proposals for the new roles of a Facilities Operations Manager (in Places to Play) and a Hot Shots Leagues Manager. Such roles will be pivotal in the successful roll out of future projects. Tennis Australia has continued to closely monitor increased program participation levels throughout Australia, particularly through the success of ANZ Tennis Hot Shots. Victoria has led the way with 42,469 Hot Shot participants and 2,197 Cardio Tennis participants. The intention is that this will convert to further competition and tournament players, where Victoria is again leading the way with 16,116 and 2,922 players respectively registered on the national software platforms. Noticeably this has contributed to a significant increase in FY14 activity and expenses in the area of Competition and Tournaments (up about \$85,000 compared to 2013), balanced to a degree by accompanying revenue streams. All other expenses have materially remained the same.

Our investments performed particularly well for the second year in a row, with unrealised gains of \$94,975 (FY13: \$138,291 gain), resulting in total financial investments hitting new peaks above \$1,320,000. Dividends and distributions from investments remained strong at \$51,264 (FY13: \$39,722).

Cash reserves remain healthy, with over \$1 million in cash held at 30 June 2014. Similarly, Total Members' Funds increased by \$38,733 and reserves remain strong for the years to come.

Volunteerism by numerous individuals at various levels, whether it be local clubs, associations, commercial centres, or at state level, remains an integral component to carrying out the services of tennis to Victorians, particularly from a financial perspective. All volunteers are commended for their tireless efforts.

I would like to unreservedly thank Luke Preston, Tennis Victoria's Business Operations Manager, for another year of outstanding performance and commitment.

Thank you also to my Board colleagues who have constantly provided positive feedback and guidance in my role as Treasurer. I appreciate all of your experience, commitment and devotion to tennis.

**James Copes**  
Treasurer, Tennis Victoria  
July 2014

## Board Directors



**David Stobart**  
President



**Maria Keys**  
Vice President



**James Copes**  
Treasurer



**Anne Baldwin**  
Metropolitan Clubs  
Director



**Simon Meadows**  
Country Director



**Gary Clark**  
Council Director



**Peter Cuxson**  
Metropolitan  
Associations Director



**Mark Da Silva**  
Co-opted Director



**Robert Jamieson**  
Council Director



**Peter Owen**  
Co-opted Director



**Matthew Kennedy**  
Executive Director

# Chief Executive Officer's Report



I am delighted to provide this CEO's report for the year through to 30 June 2014.

2013/14 was the first year of Tennis Victoria's delivery on its new Strategic Plan to 2016, as adopted in September 2013.

The Plan has five Focus Areas which form the basis of my reporting to you.

The past 12 months have seen some very significant changes and positive developments for the organisation and the sport, and I trust that the content of this Annual Report illustrates that tennis in Victoria is well and truly on the move.

## Focus Area 1: Supporting Grassroots Tennis – Enhancing Capability

The announcement of our new affiliation model in February 2014 was the culmination of many years work and a much appreciated commitment of support from Tennis Australia. The outcomes have already been extremely beneficial for the game and for local clubs/centres across the state. At the close of year, and even before the new model officially commenced on 1 July 2014, 27 new clubs/affiliates – previously not affiliated and representing over 6500 members and registered participants – had already joined the Tennis family which will obviously always be at its strongest together.

The expansion of our Recognition Program was a significant development of the year. This especially included: the creation and quality delivery of the inaugural Volunteers' Breakfast proudly presented by ANZ during the Australian Open, with about 250 local tennis administrators in attendance and recognised; the program's expansion to properly recognise high achieving players and their nominated club(s) and coach(es); and the launch of a Top 50 Clubs program.

The Future Leaders program continues to be a great opportunity for clubs and associations to develop future volunteers and administrators.

## Focus Area 2: Participation – More People Playing More Often

In complete alignment with the national vision of Tennis Australia to achieve one million registered participants, this is clearly now Tennis Victoria's prime role, measure and objective. With a figure of unique registered participants – across all of club memberships, competition players, ANZ Tennis Hot Shots (ANZTHS) and Cardio Tennis participation – able to be established for the first time in 2013/14, Victoria's end of year figure was 112,681. This is 35% of Australia's national total of 323,725.

This is the base from which, together with all our affiliates and deliverers, we will now build and build within our participation focus.

ANZ Tennis Hot Shots is core to the future success of Victorian tennis in so many ways. Research shows that awareness of and support for the program amongst parents has grown exponentially. In just three years, our registered Hot Shots numbers have gone from 9175 to 42,469 at this year's 30 June 2014 close.

Cardio Tennis continues to be held up amongst the sports industry as a leading product in responding to changing consumer wants and needs. New 2013/14 Tennis initiatives also able to be held up as ground-breaking were:

- the inaugural AO Blitz, truly linking the best players of the world competing in Australian Open 2014 with grassroots tennis communities; and
- The ANZTHS National Schools Partnership Program which was embraced by 245 Victorian schools in 2013/14.

## Focus Area 3: Competition and Pathways

Strategically, and following some piloting last year, the expansion of ANZ Tennis Hot Shots Leagues was a key focus here. The appointment of a Hot Shots Leagues Manager in February 2014 was an important step. Following on from their coaching exposure, ensuring that the first playing/competition experiences of young boys and girls are of the highest quality is just vital. Through the ANZTHS Leagues – and with the support of associations, venues and coaches as deliverers – these experiences are being greatly improved.

The Asia-Pacific Tennis League – Victorian Conference had an even bigger and better third season. Like with the Hot Shots Leagues, the short and sharp modified *FAST4* format provides for fun and exciting tennis to play and watch.

The Future Stars and Player Support programs are important support mechanisms for young developing careers. As detailed in later pages, there were some outstanding performances by Victorian tennis players over the last year. Tennis Victoria heartily acknowledges and congratulates these talented athletes and looks forward to their futures.

## Focus Area 4: Places to Play – Facilities and their Management

Tennis Victoria's staffing structure was altered in 2012/13 to establish a small Places to Play team. The enhancement of this team with a Facilities Operations Manager appointed in February 2014 is significant. A major focus of this role has been assisting new and existing venues to ensure they have considered all available options in having the right management model in place.

Victorian tennis is so lucky to have 1363 registered tennis coaches, 38% of the national total. The encouragement and support of the strongest possible club/coach relationships at all facilities has been an important focus in recent times.

Tennis facility developments across the state were significant in 2013/14 (see page 14).

## Focus Area 5: Government Relations

At a local level, Tennis Victoria and club/association relationships – and shared understandings – with Local Government Authorities have clearly improved greatly since the establishment of the Places to Play team. Our inaugural and successful state-wide Local Government Forum in October 2013, the accompanying Facilities Management Master Class, and also 85 LGA/Club Forums held locally across the state – to address common issues – are all evidence of that.

The first-ever presence of Tennis amongst all country municipalities at the Regional Victoria Living Expo in April 2014, with some 10,000 people attending, was another highlight. So too was the Open Day activation at Government House – with 18,000+ visitors – on Australia Day.

Tennis Victoria was again the only official State Sporting Association supporting partner to the State Government for Premier's Active April, offering tennis participation benefits to 90,000+ Victorians that took part.

## Acknowledgements

The four main themes of our Strategic Plan are: leadership, customer servicing, quality partnerships, and the greater good of the game. And the Focus Areas of our Plan are underpinned by *Good Governance & Administration* and *Effective Communications*.

With the Board's *leadership*, and following a very lengthy project of due consultation and consideration, major and much needed governance reforms were passed by a well-attended Special General Meeting on 21 May, 2014. This is a significant development for the organisation which brings it better in line with modern best practice and the principles of the Australian Sports Commission.

In respect to *customer servicing*, I am pleased from the feedback received that the presence of Tennis Victoria staff in the community is being felt and is resonating, and helping our many and varied stakeholders, like never before. I wish to acknowledge the many dedicated tennis volunteers at all levels across the state – who are the lifeblood of the great game – and I commend the contributions of all these people, and their clubs and associations, to Victorian tennis in 2013/14.

Our list of supporters (see page 37) demonstrates the many vital and growing relationships for which we are very appreciative and is an illustration of the *quality partnerships* that are key to our success. Tennis Victoria deeply appreciates the support from all of our government and corporate sponsors and partners who contribute so much to tennis in Victoria. A very special mention goes to the State Government (Sport and Recreation Victoria), VicHealth, Slazenger, Yarrowonga Mulwala Tourism and, of course, Tennis Australia, as our major partners and supporters.

Complementing its outstanding delivery of one of the world's greatest sporting events, the Australian Open, Tennis Australia's focus on and support to grassroots tennis continues to grow and grow, and the outcomes are showing. I would especially like to thank Tennis Australia's CEOs over the period, Steve Wood and now Craig Tiley, and Director of Participation, Craig Morris for their support throughout the year, along with all other national staff who we work together with on a daily basis. I am also glad to sit on the team of other Member Association CEOs that is passionate about sharing, learning and constantly achieving for Australian tennis.

I would sincerely like to thank the President, David Stobart, for a productive working partnership that I thoroughly enjoy, and all Board Directors for their experienced guidance and support over the year.

The Board and its sub-committees (see page 27), have worked very hard to effectively lead the organisation and the game's strategic delivery in Victoria. I also acknowledge all affiliates and their representatives who contributed to Tennis Victoria's Council and other Tennis meetings and activities in 2013/14.

Finally, I thoroughly thank and commend the dedicated and hardworking staff at Tennis Victoria for all their great efforts over the past 12 months. Like the Board, they always put the *greater good of the game* above all else in their ongoing decision making, dealings and daily workings. Their passion and commitment to growing tennis is inspiring. I am proud and privileged to lead the team, and we are looking forward to 2014/15.

**Matthew Kennedy**  
Chief Executive Officer  
July 2014



# The Team at Tennis Victoria



**BACK ROW FROM LEFT:** Hamish Cain *Community Tennis Officer – Metro West*, Andrew Reynolds *Tournaments Manager*, David Price *Community Tennis Officer – Country East*, Matthew Kennedy *CEO*, Patrick Landy *TA Coach and Talent Development Coordinator VIC/TAS*, Ken Barton *Facilities Operations Manager*, Aaron Bosse *Community Tennis Officer – Country South West*, Jamie Stefanato *Community Tennis Officer – Metro East*, Nick Hinneberg *Executive Manager Tennis Operations*, Liz Smith *Marketing and Communications Manager*

**MIDDLE ROW FROM LEFT:** Yvette Lewkowicz *My Tennis Coordinator*, Rebecca Andrews *Membership Services Administrator*, Tanya Mason *Marketing and Communications Coordinator*, Stephanie Eshak *Community Tennis Officer – Metro North*, Belinda Kleverlaan *Executive Manager Community Tennis*, Tim McGrath *Membership Services Manager*, Zoe Plastow *Junior Competition and Tournament Administrator*, James Madder *Community Tennis Officer – Metro South*, Virginia Wilkins - *Receptionist*

**FRONT ROW FROM LEFT:** Alex Jago *TA Coach and Talent Development Manager VIC/TAS*, Adam Feiner *Community Tennis Officer – Metro South/East*, Jeff Downes *Competitions Manager*, Emily Rea *Player Development Coordinator*, Peter Jenkin *Hot Shots Leagues Manager*, Adam Crameri *Hot Shots and Country Community Tennis Manager*, Luke Preston *Business Operations Manager*, Ken Jacobs *Executive Manager Government Relations and Places to Play*

**Absent:** Sue Dundas *Community Tennis Officer – Country Vic West*, Debbie Evangelidis *Finance Administrator*, Tamatha Harding *Special Projects Leader*, Danielle Lowerson *Community Tennis Project Officer*, Chris Saliba *Places to Play Senior Officer*, Gabriella Tobias *Marketing and Communications Manager*, Sof Megas *TA Officials Development Coordinator*, Adana Kinsella *TA Coach and Talent Development Assistant VIC/TAS*

---

Tennis Victoria would also like to thank and acknowledge David Bourke, Bernhard Goerlitz, Tenille McInerney and Simon Edge for their contribution during the 2013/14 financial year.



# Community Tennis Report

## Community Tennis Officers

Tennis Victoria operated with a dedicated team of seven Community Tennis Officers (CTOs) during 2013/14. These CTOs were assigned to five metropolitan and two country regions throughout the state (see map). The role of the CTOs is to be the first point of call to assist affiliates and coaches in their region, and to increase tennis participation and improve facility operations. They also work closely with selected schools and local councils, encouraging close links with clubs and coaches.

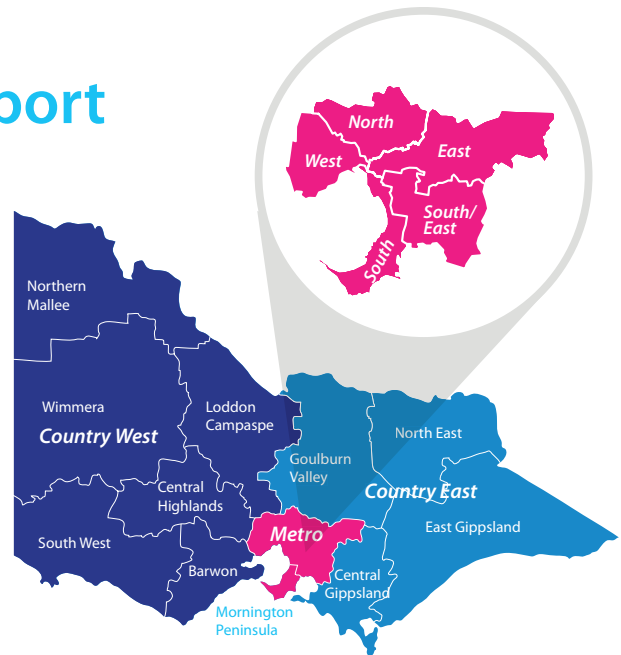
## Membership

In 2013/14 our total number of affiliates was 896. This comprised of 773 clubs, 98 associations and 25 commercial centres/tennis schools. The change to the number of affiliates compared to the previous year was a net decrease of three, which was the result of 44 new affiliates, 30 disaffiliates and 17 folding/merged entities.

In regard to individual registered members, our 2013/14 total was 68,759. This figure is a 7.4% decrease (5,525 less players) compared to the previous year total of 74,284. However, if we take into account individuals registered from new affiliates accepted in advance, under the new model, for 2014/15, our end of year total was 75,402\* (see below).

The fact we have seen a continuous decline in comparable individual membership since 2006 highlights that many tennis participants no longer join a tennis club via the traditional club membership model. Over the course of many years, Tennis Victoria has heard about challenges from tennis clubs regarding the affiliation and membership model. We listened and worked very hard to come up with a new approach.

Tennis Victoria, with full support and significant investment from Tennis Australia, was pleased to announce the new affiliation model in February 2014, for commencement 1 July 2014.



This game changing new model means clubs will only pay one simple, annual fee, instead of the previous per member charge. Instead of being charged a club affiliation fee and an additional \$30 fee per member, Tennis Victoria will now base a club's affiliation on the number of tennis courts at the club.

This change means that clubs can offer more flexible membership options and innovative promotions to grow the game of tennis. This is a partnership initiative of Tennis Australia and Tennis Victoria to help clubs to get more people playing more tennis, more often.

This new model will not only greatly assist current affiliates to thrive, but also better motivate and engage those tennis clubs who are not currently affiliated to join the ranks so that Tennis Victoria can truly represent and support all of tennis in Victoria.

### Affiliates

Year	Clubs	Associations	Commercial Centres	Total
2008/09	865	100	19	984
2009/10	838	98	20	956
2010/11	816	94	22	932
2011/12	793	94	24	911
2012/13	775	98	26	899
2013/14	773	98	25	896

- Clubs
- Associations
- Commercial Centres

### Members

Year	Metropolitan	Country	Total
2008/09	56,440	29,909	86,349
2009/10	56,973	27,544	84,517
2010/11	53,410	27,837	81,247
2011/12	53,332	22,011	75,343
2012/13	52,386	21,898	74,284
2013/14	48,721	20,038	68,759

- Metropolitan
- Country
- Includes 6643 members from new affiliates accepted in advance 2013/14



### Victoria's Top 50 Clubs awarded in October 2013

Ranking is based on registered members in 2012/13.

Ranking	Club	Number of members 2012/13
1	Kooyong LTC	7,800
2	Royal South Yarra LTC	4,500
3	Geelong LTC	723
4	East Malvern TC	695
5	Tally Ho TC	519
6	Heatherdale TC	507
7	Eildon Park TC	503
8	Royal Park TC	500
9	Willison Park TC	453
10	Essendon TC	448
11	Traralgon TA	409
12	Liston TC	400
13	Yarrowonga LTC	398
14	Carmelite Middle Park TC	391
15	Fitzroy TC	387
16	Overport Park TC	385
17	Glenvale TC	381
18	Parkwood TC	374
19	Buckley Park TC	373
20	Beaumaris LTC	372
21	Eltham TC	368
22	Sunbury LTC	363
23	Donvale TC	351
24	Dendy Park TC	347
25	Frankston TC	346

Ranking	Club	Number of members 2012/13
= 26	Ocean Grove TC	332
= 26	Berwick TC	332
28	Glen Iris Valley Recreation Club	325
29	Ardrie Park Combined Churches TC	324
30	Mt Martha TC	323
31	Chadstone TC	322
32	Swan Hill Lawn Tennis & Croquet Club	315
33	Spring Gully TC	314
34	Shepparton LTC	311
35	Kings Park TC	310
36	Yarraville TC	309
=37	Bacchus Marsh LTC	307
=37	Wangaratta LTC	307
39	Bendigo LTC	304
40	Eaglemont TC	296
41	Doncaster TC	293
42	North Balwyn TC	287
=43	Beaconsfield TC	285
=43	Langwarrin TC	285
45	North Ringwood TC	279
46	Bundoora TC	276
47	Blackburn TC	275
48	West Brunswick TC	274
49	Hurlingham Park TC	267
=50	Bulleen TC	265
=50	East Camberwell TC	265

### Coaches and Officials

Tennis Australia's Coach and Officials' development staff for Victoria, who are embedded in the Tennis Victoria offices and are a vital part of our overall state team, made some positive advances during the year.

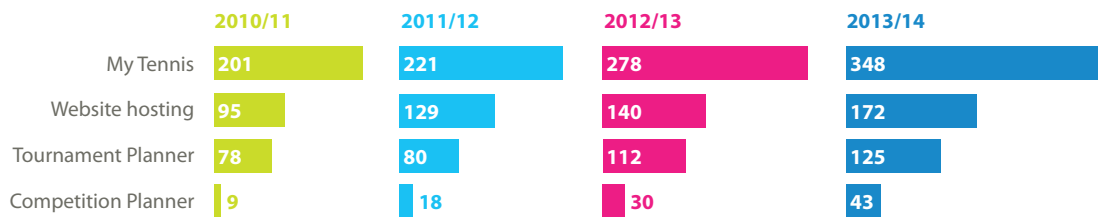
	2013/14		2012/13	
	Coaches	Officials	Coaches	Officials
Number of registered members	1363	250	1219	243
Number of qualified registered members	744	214	622	219
Number of qualification courses delivered	4	11	4	7
Number of course participants	49	136	62	74

## IT Program usage

Clubs and associations are encouraged to use our national IT programs that are tailored for tennis. My Tennis is a membership management tool and Club Websites allow affiliates to set up a free website with a user friendly template under the tennis brand. In regard to on-court programs, Competition Planner assists clubs and associations to manage competitions and Tournament

Planner offers online entries, tournament draws and scheduling. Both platforms allow easy viewing of matches and results for participants. Training and support is available to all affiliates who wish to take up any of the IT programs and, pleasingly, usage of all programs has grown significantly in the last year.

### IT Program Usage



## Participation

A key focus of the Tennis Victoria Strategic Plan to 2016 is to increase participation – and have more people playing more often.

The Tennis Victoria team, in partnership with its stakeholders, has been extremely focused in this area with many activations promoting tennis, and targeted programs. Highlights include:

### AO Blitz

AO Blitz was a new initiative launched in 2013 for Australian Open 2014. It was an online campaign which encouraged individuals, schools and clubs to complete designated challenges to earn points for their nominated town. The top 256 point scoring towns nationally were allocated a player in the Men's or Women's Australian Open singles draw. This was a fantastic way to connect local communities with the Australian Open. To promote the campaign, Tennis Victoria also conducted 36 town activations in metropolitan and country areas.

### Victoria's Top 20 Towns for AO Blitz

Town Leaderboard Ranking	AO2014 Player	Town
4	Victoria Azarenka	Moorooduc
6	Maria Sharapova	Warrnambool
17	Richard Gasquet	Kerang
18	Angelique Kerber	Upwey
19	Jo Wilfred Tsonga	Numurkah
21	Milos Raonic	Murrayville
22	Simona Halep	Melton South
25	John Isner	Warracknabeal
26	Sloane Stephens	Mildura
27	Mikhail Youzhny	Warrandyte
31	Kei Nishikori	Keilor
32	Carla Suarez Navarro	Myrtleford
33	Tommy Robredo	Richmond
34	Samantha Stosur	Doncaster
35	Gilles Simon	Nhill
36	Kirsten Flipkens	Trafalgar
38	Svetlana Kuznetsova	Wycheproof
41	Philipp Kohlschreiber	Templestowe
43	Grigor Dimitrov	Mount Martha
45	Ernest Gulbis	Wangaratta



### ANZ Tennis Hot Shots

This junior program continues to gain momentum with 445 coaches, 146 Community Play venues and 245 schools signed up as National School Partnership Programs in Victoria. This program is the perfect way to introduce children to tennis, with smaller courts, lighter racquets and low-compression balls that don't bounce too high so that learning tennis is fun and easy for primary school-aged children. There are three stages – Red, Orange and Green – that help to develop children's skills and confidence at each level.

### Cardio Tennis

This innovative fitness based tennis program is now offered by 225 coaches along with 10 fitness trainers. 2013/14 saw the introduction of an online registration process for participants, and the launch of the pilot program of Cardio Tennis for secondary schools, which attracted 25 Victorian schools.

### ACE Program (Accessible, Community, Equality)

With support from VicHealth, Tennis Victoria is involved in the State Sporting Association Participation Program (SSAPP). Our partnership, now in year three, focuses on increasing the tennis participation of priority populations. Initially our efforts were focussed in the area of Culturally and Linguistically Diverse (CALD) populations, however, we have found the sound principles of our ACE program extend much wider. As a result, and with support from Sport and Recreation Victoria, we have also increased our reach in the inclusion area of Access all Abilities (AAA). In 2013/14, Tennis Victoria proudly supported 49 ACE programs, comprising 25 CALD, 21 Tennis for People with Disabilities, and three Indigenous programs.

### Other Promotions/Activations

Our Community Tennis Officers work closely with Local Government Areas to promote tennis at major activations and festivals. We again had excellent exposure and provided a wonderful tennis experience for thousands of guests who attended the Open Day at Government House on Australia Day. Our ongoing sponsorship of Premier's Active April provided great exposure for tennis, with over 92,000 Victorians involved in the annual initiative. We also conducted a major promotion at the AAMI Kooyong Classic and work closely with Tennis Australia to offer a variety of participation and promotion opportunities during the Australian Open.

### Key participant figures

Program	Participants
Total unique registered participants	112,681
ANZTHS registered participants	42,469
ANZTHS Tennis in Schools visits	89,469
Cardio registered participants	2,197
Club Open Day participants	10,799
ACE Program participants	7,268
Mums' Program participants	529
Seniors' Program participants	402
Activations	94,675

### Youth Development

The Future Leaders program inspires young people to get involved in volunteering in tennis. A successful camp was held at Anglesea during the July 2013 school holidays, with 21 Year 10 and Year 11 participants who each went on to complete a 40 hour volunteer project at their local tennis club. Tennis Victoria continues to work closely with SEDA who run the Tennis Victoria Sports Development Program for Year 11 and 12 students. The program offers students an engaging curriculum within the Sport and Recreation industry, and participating students assist Tennis Victoria with Tennis in Schools and event activations as part of their valuable industry experience.

### Country Tennis

Tennis Victoria in partnership with the Victorian Country Tennis Association (VCTA) works closely with the Country Regional Networks to support our eleven country regions and to provide tennis playing opportunities for country players. Community Tennis Officers conduct club forums in each region to share key updates and messages including visit clubs, centres, associations, schools and coaches as required. They also liaise with and link in Local Governments, Regional Sports Assemblies and Active After Schools Communities where appropriate.

Staff have also been active in delivering ANZ Tennis Hot Shots Introduction courses for club volunteers and teachers, so that country clubs without a coach can still offer Hot Shots to their junior players.

Congratulations to the Victorian Country Tennis Association (VCTA), Shepparton LTC, Mooroopna LTC and the Greater Shepparton City Council who hosted the VCTA Country Week for the first time in February 2014. It was an outstanding success supported by the entire community, with over 1200 players from all over Australia. The volunteers enjoyed the event as much as the players. Well done Shepparton, and to Pat Gilchrist and Carol Pearce from the VCTA, for an outstanding event.

### Belinda Kleverlaan

*Executive Manager - Community Tennis*



# Tennis Operations Report



## Asia-Pacific Tennis League

Now a regular part of the Victorian tennis calendar, the third season of this innovative competition rose to a new level. For the first time, six Women's teams were fielded in the Victorian Conference - RSY Royals, Kooyong Classics, MCC Stars, Frankston Firebirds, Waverley Warriors and Delahey Reckers. The Men's teams featured the RSY Royals, Kooyong Classics, MCC Stars, Tennis World Taipans, Waverley Warriors and Dingley Dingoes.

The season commenced in November after the last ITF Pro Circuit tournaments. They were played in super-round format across several weeks, with many of the teams creating a carnival atmosphere at their home super-round for spectators and players alike.

The Victorian Conference finals were played on the indoor courts at the new National Tennis Centre at Melbourne Park. In the Men's Conference final, the Kooyong Classics, lead by ATP ranked player John Peers, had too much firepower for the Dingley Dingoes. While in the Women's Conference final, the RSY Royals overcame a strong challenge from last year's defending title holders, the Kooyong Classics.

Both winning teams went on to compete at the ATL National Playoffs during the second week of the Australian Open, against winning finalists from other Conferences around Australia and international teams from the Asia Pacific region. The Kooyong Classics Men's team finished in 4<sup>th</sup> place overall, while the RSY Royals Women's team went on to claim the ATL National Playoff title in a nail biter, and took home the \$20,000 winning prize purse.

## Tennis Victoria Premier League

Following some innovative changes introduced in the previous season, Tennis Victoria's Premier League went from strength to strength. Along with a Men's Country All Stars team, this elite club based competition once again showcased the depth and talent of Victorian clubs and its players. The Premier League final was held at the Glen Iris Valley Recreation Club and spectators were treated to high quality tennis from players including Zoe Hives and James Lemke. Last year Women's runner-up, Kooyong Lawn TC overcame the MCC team to claim the Women's title, while in the Men's final, Grace Park Lawn TC were too strong for Kooyong Lawn TC.

## Pennant

Now in its 131<sup>st</sup> year, the 2014 Pennant season saw nearly 4,000 players from 132 clubs take part. Overall team numbers were slightly down from last season's 462 teams; especially on the Sunday afternoon timeslot, reflecting a broader changing trend of how players access competition play. As the oldest and largest inter-club competition in Australia, with its unique format of alternating singles and doubles each week, Pennant is still Tennis Victoria's flagship winter competition.

## Junior Pennant

The 2013 Junior Pennant competition was supported by 12 metro associations, which entered a total of 113 teams into the ten week season. The competition is designed to provide an incentive for players to firstly support their local association competition, as a pathway to then play for their association against other associations.

## Regional Team Events

Country and metro players had the opportunity to travel all over the state to represent and compete with their country tennis region or metro association in a series of team based events.

Tennis Victoria deliver many regional team events that cater to a range of ages. Our thanks and appreciation go to the Kooyong Foundation and Kooyong Lawn TC, who significantly support the Wayne Arthurs Cup and the Alicia Molik Cup.

## ANZ Tennis Hot Shots Leagues

One of the most exciting competition areas was the continued roll-out of Tennis Victoria's ANZ Tennis Hot Shots Competition Leagues. This innovative competition playing format and flexible structure supports players 7 to 11 years of age, with the vital link between learning the game to playing the game. Following a series of pilots, the number of ANZ Tennis Hot Shots Leagues now operating continues to grow. In the evolution of the Leagues, we have found them to be very flexible with many different structures possible to suit the circumstances of the tennis community, including associations, clubs and coaches. At Tennis Victoria, Peter Jenkin was promoted to the role of ANZ Hot Shots Leagues Manager.

## Tournaments

The Tennis Operations team delivers a series of competitive tournament opportunities that aim to set the benchmark for best practice in event delivery. From top tier ITF Pro circuit tournaments to grass roots community based events, our delivery is characterised by providing high quality and positive customer experiences. In partnership with our deliverers, these events have included State Championships, events for athletes with an intellectual disability, the Melbourne Wheelchair Open, support of Country Week (this year held for the first time in Shepparton) and the annual Inter-regional Country Championships. The 57<sup>th</sup> Inter-regionals were held at Mt. Prospect TA, in Creswick. It was a great event and congratulations to everyone involved.

The junior Australian Ranking tournaments space saw significant change in 2014. There was a reduction in the number of junior National Championships around the country, the elevation of the end of year junior Australian Championships during the December Showdown and the introduction of a series of junior State Championship tournaments in Victoria, NSW and QLD to replace the Grass, Clay and Spring junior National Championships.

The Medibank Junior Development Series (MJDS) tournaments continued its focus on 9/u, 11/u and 13/u age groups. With over 80 MJDS tournaments offered each year, these introductory one to two day events provide many players with a positive first experience in tournament play. Tennis Victoria conducted two MJDS State Championships in December and June, and invited some of the most talented juniors from the MJDS series to participate in these events.

## Future Stars Program

Tennis Victoria's Future Stars program offers some of the most talented junior players aged 13 and under the opportunity to develop in a highly disciplined training environment. This program supports approximately 16 junior players who participate in squad training twice a week, complemented by a physical conditioning gym program and an inter-state tour program. A significant focus for this program has been greater alignment with the private coach and the communication around the individual goals for each player.

The program continues to work closely with many of Victoria's current 41 Talent Development Coaches (TDC's) in this important junior development phase.

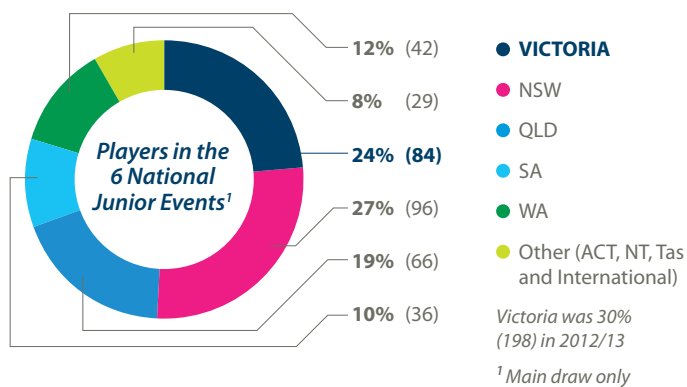
## Tournaments/Providers

Event	2013	2012
Medibank Junior Development Series	74 tournaments conducted by 22 event partners	84 tournaments conducted by 23 event partners
Junior Tour	40 tournaments conducted by 23 event partners	42 tournaments conducted by 21 event partners
Australian Money Tournaments (AMT)	53 tournaments conducted by 18 event partners	47 tournaments conducted by 17 event partners
Pennant	Supported by 132 clubs (462 teams)	Supported by 134 clubs (480 teams)
Junior Pennant	Supported by 12 metro associations	Supported by 11 metro associations
Regional Team Events including Inter-regional Country Championships	Supported by 11 regions and 8 metro associations	Supported by 11 regions and 8 metro associations
Premier League and Asia-Pacific Tennis League - Victorian Conference	Supported by 11 clubs (24 teams)	Supported by 11 clubs (25 teams)
General tournaments	89 (sanctioned across 41 event partners)	101 (sanctioned across 47 event partners)
Number of Victorian Talent Development Coaches	40	Not recorded in 2012
Average number of games per singles match (Junior Tour & AMT tournaments in Victoria)	18.4	Not recorded in 2012

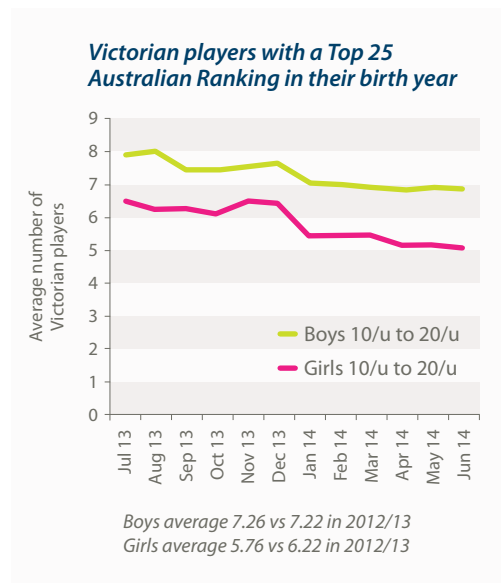
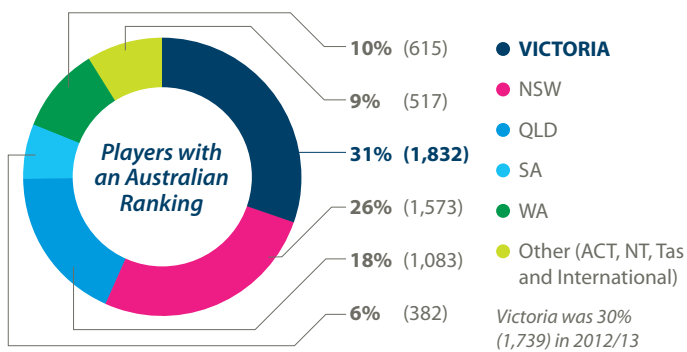
## Player numbers

Event	2013	2012
Medibank Junior Development Series (ages 11/u, 13/u & 15/u)*	1131	812
Junior Tour*	4925	4689
Australian Money Tournament*	2060	1890
Pennant	3756	3974
Junior Pennant	585	608
Melbourne Wheelchair Open and Victorian ID Open	48	123
Regional Teams Events including Inter-regional Country Championships	587	540
Premier League and Asia-Pacific Tennis League - Victorian Conference	236	259

\* Not all unique players. Multiple competitive participation will exist.



From January 2014, the Grasscourt, Claycourt and Spring junior Nationals were withdrawn and replaced with annual State Championships in VIC, NSW and QLD.



## Player Support Program

The Player Support Program is a reward and recognition program for highly ranked junior players aged 13 to 18 years old. This year, the program impacted over 50 metropolitan and regionally based players by providing several one day intense training camps at Melbourne Park that included a range of industry presentations. The program also offers tours to inter-state ITF Junior events.

## Regional Sports Academy network

In addition to the six Regional Academy of Sport environments under the Sport and Recreation Victoria funding structure, Tennis Victoria replicated the model and commenced a seventh Academy style program in the North East of Victoria from 2014. Tennis is one of only a handful of sports to be in all Regional Academies.

**Nick Hinneberg**

Executive Manager - Tennis Operations

# Government Relations and Places to Play Report



With a focus on facility development and management, government relations issues at state and local government levels and the management of Tennis Victoria's technical services consulting partners, the team work closely with the Community Tennis team. It was another busy year of activity across a range of matters.

This year the team has been bolstered by the addition of Ken Barton as Facilities Operations Manager. Ken has brought a wealth of knowledge and experience as a facility manager and has previously been a member of the Tennis Victoria Board.

During the year, the findings from the research commissioned twelve months earlier through SGL Consulting, our Club Business Development Consultant, were received. In brief, a number of different management models were explored during the SGL investigations and it is felt that clubs will stand in good stead in the next ten to twenty years. There is certainly not a "one size fits all" scenario, but, put simply, clubs need to be prepared to adapt their roles in the community and, in doing so, adapt the management of their clubs in order to stay abreast of changing community requirements in how people want to be involved in tennis as a participant, volunteer or spectator.

Throughout the year the Places to Play team has again had regular interaction with Local Government Authorities (LGA) throughout the state. This has included participation in the review of four tennis strategies, input into information required for tender documents, assistance with club/association related issues, development of new tennis facilities and advice on the range of management models available for tennis facilities.

We hosted our first Local Government Forum and Master Class, in conjunction with Tennis Australia, where a range of subjects that were of mutual interest were discussed along with provision of information about a number of new developments in tennis. Throughout the year, 85 Local Government Forums were held, with 666 clubs attending.

Our technical service consultants, 2MH Consulting, Inside Edge Consulting and SGL Consulting, also played invaluable roles for us in providing expert and accurate advice, not only to Tennis Victoria, but also to clubs and local government authorities.

During the year, important relationships were also cemented with the Municipal Association of Victoria, Parks and Leisure Australia (Vic), Sport and Recreation Victoria and the Metropolitan Planning Authority.

A highlight of the year was Tennis Victoria's participation in the Regional Victoria Living Expo at the Melbourne Convention and Exhibition Centre with some 10,000 people attending over the three days. This provided an excellent opportunity to interact with many shire council representatives, as well as promoting the brand and business of Tennis Victoria to the LGAs and public who attended.

It was also very pleasing to announce during the year a partnership agreement with Community Clubs Victoria (CCV) where all affiliated clubs in Victoria are able to receive a considerable range of benefits on offer through the CCV from July 1, 2014. Some of these benefits include HR advice, volunteer resources, compliance issue resources, legal advice and dispute resolution services, and entry rights to all CCV events.

Our direct interaction with clubs continued throughout the year with regard to facility related issues; examples including planning for new facilities, renovation of existing facilities, potential loss of facilities, relocations and in some instances mergers and/or amalgamations of clubs.

The increased level of funding for tennis facilities has been particularly pleasing. This year \$16.4 million has been invested into new and planned facilities around Victoria by local and state government, along with the financial support provided by Tennis Australia and clubs themselves. This compares with \$12.69 million of funding in the 2012/13 period. For some examples of the facility investments this year see page 14.

Looking ahead, we look forward to the opening of the new regional facility at Craigieburn later this year, and also the new twelve court clay facility at Mornington which will become the new home for the Mornington Tennis Club. The Places to Play team have been closely involved with the respective councils in the development of these facilities and the future management structures for the facilities.

While there are challenges ahead for clubs and the sport generally, in what is a highly competitive environment for participants, volunteers and facilities, the Places to Play team is enthusiastic about the inroads we have made over the past two years since the team was established.

## **Ken Jacobs**

*Executive Manager - Government Relations and Places to Play*



**Examples of completed tennis facility developments in 2013/14**

Location	Infrastructure	Total investment from all parties
Altona TC	Installation of lights on 6 courts and power upgrade	\$105,000
Banyule TC	Replacement of all court fencing	\$27,000
Chelsea Heights TC	Replacement of court fencing on 6 courts	\$55,000
Clifton Springs TC	Build of 2 new courts with lighting	\$232,000
Doveton TC	Development of pavilion including upgrade to kitchen and other areas	\$248,000
Drouin TC	Resurfacing of 2 courts with synthetic grass	\$32,000
Elwood Park TC	Replacement of light tower	\$24,000
Green Gully TC	Resurfacing of 4 courts with synthetic grass	\$75,000
Hawthorn TC	Installation of lighting for 4 courts	\$54,000
Hillside TC	Replacement of synthetic grass courts and court drainage rectification	\$86,000
Hoppers Crossing TC	Installation of lighting for 3 courts	\$60,000
Hume Regional Tennis & Community Centre	Development of new 16 court venue with clubrooms and community centre	\$7,574,000
Keilor Park TC	Replacement of court fencing	\$60,000
Kingsbury TC	Resurfacing of 2 plexipave courts and improved lighting	\$110,000
Knox City TC	Replacement of court fencing on all 8 courts	\$110,000
Kurunjang Park TC	Resurfacing of synthetic grass courts	\$49,000
Liston TC	Replacement of all court fencing	\$65,000
Lockwood South TC	Resurfacing of 3 courts	\$140,000
Melton South TC	Resurfacing of 2 courts with rebound ace	\$85,000
Narre Warren TC	Resurfacing of 2 courts	\$100,000
Natte Yallock TC	Upgrading of social rooms including meeting and change rooms	\$1,300,000
Scoresby TC	Tennis court extension and resurfacing of 3 courts, new box lighting, new fencing and irrigation system and landscaping works	\$176,000
Sydenham TC	Replacement of lighting for 4 courts	\$80,000
Woodend TC	Reconstruction of 6 tennis courts with lights and fencing	\$800,000

**Note 1:** This is not a definitive list of the tennis facility development over the last 12 months. It is a snapshot to demonstrate the breadth of development across the state.

**Note 2:** The figures were compiled based on information from clubs and local councils.





# Marketing and Communications Report




## Communications

In aiming to achieve a high level of effective communications, to underpin all areas of our Strategic Plan to 2016, Tennis Victoria produced a new look e-communications program in 2013/14. Monthly editions of 'Tennis Victoria News' are sent to all affiliated clubs. This replaced the previously titled 'Club Ambassador' e-newsletter. 'Tennis Victoria News' has had an average open rate of 32.49%, an increase of 3.9% on the previous year.

'It's Everybody's Sport' replaced the previously titled 'Hot off the Court' e-newsletter. This was sent to all members of Tennis Victoria with a registered email address, every second month. The average open rate for 'It's Everybody's Sport' was 31.72%, an increase of 7.34% on the previous year.

In addition, Tennis Victoria introduced 'Advantage Tennis', a new e-newsletter publication sent quarterly to local government stakeholders, to keep them informed on tennis in Victoria and how the sport benefits their communities.

Tennis Victoria's social media portfolio has grown as a communication tool in the past year. At 30 June 2014, Tennis Victoria's social media statistics were:

 <b>Facebook</b>	1,947 likes	38.97% increase*
 <b>Twitter</b>	816 followers	160.7% increase*
 <b>Instagram</b>	382 followers	289.8% increase*

\*compared to 2012/13

## Tennis Victoria Recognition Program

### Tennis Victoria's Championships Dinner, proudly presented by ANZ

Tennis Victoria hosted its third annual Championships Dinner on Monday 23 June 2014, to coincide with the first night of Wimbledon. Held again in the magnificent surrounds of the MCC Members' Dining Room, 335 guests were witness to a great evening of entertainment and the presentation of the Victorian Tennis Awards. Special guests included Margaret Court, Frank Sedgman, Scott Draper, Anne Minter and Daniela Di Toro. The big winners on the night were Kyneton & District Tennis Club who were named the Most Outstanding Club, Centre or Association for 2013/14 and Daniela Di Toro who was a very popular winner of the Victorian Spirit of Tennis award. For the full list of award winners see page 28.

### Tennis Victoria Volunteers' Breakfast, proudly presented by ANZ

In a first for Tennis Victoria, we were proud to host the Tennis Victoria Volunteers' Breakfast on Thursday 16 January 2014, to reward and thank many volunteers and tennis community members who contribute so much to the success of the great game of tennis.

On a very warm morning, nearly 300 guests were welcomed to the MCG for a morning of entertainment. Hosted by Anthony Hudson, the guests enjoyed a great event which included a surprise visit and speech from Jim Courier who also paid homage to the volunteers in the room. Invited guests from all over the state included community clubs, recipients from the Tennis Victoria Recognition Program, representatives from the Top 50 Clubs, the Tennis Victoria Council and Committee members, the Board Directors and representatives from the Top 5 Associations.

### Tennis Victoria Service Awards

In 2013/14 there were nine Tennis Service Awards and four Highly Commended Service Awards approved and awarded by the Tennis Victoria Board. Congratulations to all worthy recipients. For the full list of award winners see page 28.

### Club, Volunteer, Player and Coach Recognition

We have continued celebrating and recognising the achievements of clubs, volunteers, players and coaches. Those who receive recognition include clubs celebrating significant anniversaries, volunteers who have reached milestones in years served and players who have reached significant achievement in their career, and also their nominated club(s) and coach(es) who have helped contribute to their success.

## Commercial

Tennis Victoria thanks and recognises the continued support of our valuable partners. For a full list of our partners see page 37.

### Gabriella Tobias

Marketing and Communications Manager



# Financial Report

Victorian Tennis Association Inc.  
ABN 29 757 304 158  
Trading as Tennis Victoria  
Financial Report for the Year Ended 30 June 2014

## Board of Management Report

Your Board of Management (Board) members submit the financial report of the Victorian Tennis Association Inc. for the financial year ended 30 June 2014.

## Board Members

The names of members throughout the year and at the date of this report are:

David Stobart (President)	Maria Keys (Vice President)
Peter Cuxson	James Copes (Treasurer)
Anne Baldwin	Simon Meadows (from February 2014)
Ken Barton (to January 2014)	Robert Jamieson
Gary Clark	Mark Da Silva
Peter Owen	Matthew Kennedy

## Principal Activities

The principal activities of the association during the financial year were the promotion and development of the game of tennis in Victoria. These activities were conducted under the registered trading name of Tennis Victoria.

## Significant Changes

No significant change in the nature of these activities occurred during the year.

## Operating Result

The operating result for the year ended 30 June 2014 was a deficit of \$58,652 (2013 \$25,884 surplus).

Signed in accordance with a resolution of the Members of the Board.



**David Stobart**

*President*

Date: 10 September 2014

*Statement of Profit or Loss and Other Comprehensive Income for the year ended 30 June 2014*

	Note	2014 \$	2013 \$
<b>Revenue</b>			
Membership & affiliation fees		1,730,190	1,812,801
Government grants		238,545	368,184
Tennis Australia grants		1,241,910	1,142,030
Sponsorships		197,649	163,634
Technical services fees		6,844	378
Athlete development fees		62,517	65,026
Competitions and tournaments entry fees		225,429	198,590
Interest received		25,794	36,574
Dividends & distributions received		51,264	39,722
Capital surplus / (deficit) on disposal of assets		7,092	(16,947)
Other income		62,550	86,945
<b>Total Revenue</b>		<b>3,849,784</b>	<b>3,896,937</b>
<b>Expenses</b>			
<b>Community Tennis</b>			
Services to affiliates		375,057	448,658
Grants to affiliates		105,659	110,877
Programs		271,258	416,543
		751,974	976,078
<b>Tennis Operations</b>			
Competitions and events		347,380	262,558
Player development		106,101	118,253
		453,481	380,811
<b>Corporate Services</b>			
Employee benefits		2,065,063	1,928,177
Communications		157,509	135,683
Depreciation & amortisation		47,008	43,936
Operating lease		14,321	11,550
Administration		419,080	394,818
		2,702,981	2,514,164
<b>Total Expenses</b>		<b>3,908,436</b>	<b>3,871,053</b>
<b>Surplus / (Deficit) from operations</b>	2	<b>(58,652)</b>	<b>25,884</b>
<b>Other Comprehensive Income</b>			
Items which will be reclassified subsequently to profit or loss when specific conditions are met			
Net surplus / (deficit) on revaluation of financial assets		94,975	138,291
<b>Other Comprehensive Income</b>		<b>94,975</b>	<b>138,291</b>
<b>Total Comprehensive Income Attributable to Members</b>		<b>36,323</b>	<b>164,175</b>

The accompanying notes form part of these financial statements.

*Statement of Financial Position as at 30 June 2014*

	Note	2014 \$	2013 \$
<b>Assets</b>			
<b>Current Assets</b>			
Cash and cash equivalents	5	1,109,502	1,275,636
Trade and other receivables	6	133,926	100,243
Inventories	7	1,500	3,080
Other current assets	8	68,820	87,490
<b>Total Current Assets</b>		<b>1,313,748</b>	<b>1,466,449</b>
<b>Non-Current Assets</b>			
Financial assets	9, 10	1,223,270	1,024,062
Equipment	11	60,815	103,752
<b>Total Non-Current Assets</b>		<b>1,284,085</b>	<b>1,127,814</b>
<b>Total Assets</b>		<b>2,597,833</b>	<b>2,594,263</b>
<b>Liabilities</b>			
<b>Current Liabilities</b>			
Trade and other payables	12	320,291	418,558
Employee benefits payable	13	147,857	100,792
<b>Total Current Liabilities</b>		<b>468,148</b>	<b>519,350</b>
<b>Non-Current Liabilities</b>			
Employee benefits payable	13	65,551	49,512
<b>Total Non-Current Liabilities</b>		<b>65,551</b>	<b>49,512</b>
<b>Total Liabilities</b>		<b>533,699</b>	<b>568,862</b>
<b>Net Assets</b>		<b>2,064,134</b>	<b>2,025,401</b>
<b>Members' Funds</b>			
Reserves	14	1,485,531	1,387,462
Accumulated surplus		578,603	637,939
<b>Total Members' Funds</b>		<b>2,064,134</b>	<b>2,025,401</b>

The accompanying notes form part of these financial statements.

### Statement of Changes in Equity for the year ended 30 June 2014

	Accumulated Surplus \$	Financial Assets Reserves \$	General Reserves \$	Total \$
<b>Balance at 30 June 2012</b>	<b>612,751</b>	<b>(145,114)</b>	<b>1,394,638</b>	<b>1,862,275</b>
Surplus / (Deficit) attributable to members	25,884			25,884
Net movement in Moffatt Awards Fund			(827)	(827)
Net movement in Natural Damage Fund			-	-
Net movement in Neale Fraser Foundation			474	474
Transfers to and from reserves	(696)			(696)
Revaluation increment / (decrement)		138,291		138,291
<b>Balance at 30 June 2013</b>	<b>637,939</b>	<b>(6,823)</b>	<b>1,394,285</b>	<b>2,025,401</b>
Surplus / (Deficit) attributable to members	(58,652)			(58,652)
Net movement in Moffatt Awards Fund			(1,073)	(1,073)
Net movement in Natural Damage Fund			-	-
Net movement in Neale Fraser Foundation			4,167	4,167
Transfers to and from reserves	(684)			(684)
Revaluation increment / (decrement)		94,975		94,975
<b>Balance at 30 June 2014</b>	<b>578,603</b>	<b>88,152</b>	<b>1,397,379</b>	<b>2,064,134</b>

The accompanying notes form part of these financial statements.

### Statement of Cash Flows for the year ended 30 June 2014

	Note	2014 \$	2013 \$
<b>Cash flows from operating activities</b>			
Receipts from affiliates		1,908,405	2,027,537
Operating grants receipts		1,724,551	1,703,173
Dividends & distributions received		51,264	39,722
Other receipts		289,316	357,948
Payments to suppliers and employees		(4,066,662)	(3,895,515)
Interest received		25,794	36,574
Net cash provided by (used in) operating activities		(67,332)	269,439
<b>Cash flows from investing activities</b>			
Purchase of investment securities		(396,544)	(179,030)
Purchase of equipment		(4,070)	(14,885)
Proceeds from disposal of investment securities		299,416	273,755
Movement of General Reserves	14	2,396	(1,048)
Net cash provided by (used in) investing activities		(98,802)	78,792
<b>Net increase (decrease) in cash held</b>		<b>(166,134)</b>	<b>348,231</b>
Cash at beginning of year		1,275,636	927,405
<b>Cash at end of year</b>	<b>5</b>	<b>1,109,502</b>	<b>1,275,636</b>

The accompanying notes form part of these financial statements.

## Notes to the Financial Statements for the year ended 30 June 2014

The financial statements cover Victorian Tennis Association Inc. as an individual entity. Victorian Tennis Association Inc. is an association incorporated in Victoria and operating pursuant to the Associations Incorporation Reform Act 2012.

### Note 1 Summary of significant accounting policies

#### Basis of Preparation

These general purpose financial statements have been prepared in accordance with the requirements of the Associations Incorporation Reform Act 2012, Australian Accounting Standards – Reduced Disclosure Requirements, Accounting Interpretations and other authoritative pronouncements of the Australian Accounting Standards Board. For the purposes of preparing the financial statements, the Association is a not-for-profit entity. The financial statements were authorised for issue by the Board on 10 September 2014.

Australian Accounting Standards set out accounting policies that the AASB has concluded would result in financial statements containing relevant and reliable information about transactions, events and conditions to which they apply. Compliance with Australian Accounting Standards ensures that the financial statements and notes also comply with International Financial Reporting Standards. Material accounting policies adopted in the preparation of these financial statements are presented below and have been consistently applied unless otherwise stated.

The effective date of AASB 13 is annual reporting periods beginning on or after 1 January 2013. AASB 13 clarifies the definition of fair value and requires highest and best use to be used in determining the value of non-financial assets. Additional disclosures have been included in the financial statements on the adoption of AASB 13.

The financial statements have been prepared on an accruals basis and are based on historical costs, modified, where applicable, by the measurement at fair value of selected non-current assets, financial assets and financial liabilities. The financial statements have been prepared in Australian dollars which is the Association's functional and presentation currency. All values are rounded to the nearest dollar.

#### Accounting Policies

##### a. Income Tax

The Association is exempt from income tax.

##### b. Inventories

Inventories held for distribution are initially recognised at their current replacement cost at date of acquisition. Inventories of goods purchased and held for distribution are initially recognised at cost. The cost of bringing each product to its present location and condition is determined on a first-in, first-out basis. Cost is adjusted, when applicable, for any loss of service potential. Loss of service potential may be indicated by a current replacement cost lower than the original acquisition cost or obsolescence of goods held for distribution. Current replacement cost is the cost the company would incur to acquire the goods held for distribution at reporting date.

##### c. Property, Plant and Equipment

Each class of property, plant and equipment is carried at cost or fair value as indicated less, where applicable, any accumulated depreciation and impairment losses.

##### d. Plant and Equipment

Plant and equipment is measured on the cost basis and is therefore carried at cost less accumulated depreciation and any accumulated impairment losses. In the event the carrying amount of plant and equipment is greater than its estimated recoverable amount, the carrying amount is written down immediately to its estimated recoverable amount. A formal assessment of recoverable amount is made when impairment indicators are present (refer to Note 1(f) for details of impairment).

##### Depreciation

The depreciable amount of all fixed assets, including buildings and capitalised lease assets, is depreciated on a straight-line basis over the asset's useful life commencing from the time the asset is held ready for use. The depreciation rates used for each class of depreciable assets are:

Class of Fixed Asset	Depreciation Rate
Office equipment	15-50%
Furniture and fittings	7-21%
Technical and tournament equipment	30-50%

The assets' residual values and useful lives are reviewed and adjusted, if appropriate, at the end of each reporting period.

Gains and losses on disposals are determined by comparing proceeds with the carrying amount. These gains and losses are included in the Statement of Comprehensive Income. When revalued assets are sold, amounts included in the revaluation relating to that asset are transferred to retained earnings.

##### e. Leases

Lease payments for operating leases, where substantially all the risks and benefits remain with the lessor, are recognised as expenses on a straight-line basis over the lease term.

##### f. Financial Instruments

###### Initial recognition and measurement

Financial assets and financial liabilities are recognised when the entity becomes a party to the contractual provisions to the instrument. For financial assets, this is equivalent to the date that the Association commits itself to either purchase or sell the asset (i.e. trade date accounting is adopted).

###### Classification and subsequent measurement

Financial instruments are subsequently measured at fair value, amortised cost using the effective interest rate method, or cost. Fair value represents the amount for which an asset could be exchanged or a liability settled, between knowledgeable, willing parties. Where available, quoted prices in an active market are used to determine fair value. In other circumstances, valuation techniques are adopted.

###### Financial assets at fair value through profit or loss

Financial assets are classified at 'fair value through profit or loss' when they are held for trading for the purpose of short-term profit taking, where they are derivatives not held for hedging purposes, or when they are designated as such to avoid an accounting mismatch or to enable performance evaluation where a group of financial assets is managed by key management personnel on a fair value basis in accordance with

a documented risk management or investment strategy. Such assets are subsequently measured at fair value with changes in fair value (i.e. gains and losses) recognised in profit or loss.

#### **Available-for-sale financial assets**

Available-for-sale financial assets are non-derivative financial assets that are either not capable of being classified into other categories of financial assets due to their nature, or they are designated as such by management. They comprise investments in the equity of other entities where there is neither a fixed maturity nor fixed or determinable payments. They are subsequently measured at fair value with changes in such fair value (i.e. gains or losses) recognised in other comprehensive income (except for impairment losses and foreign exchange gains and losses). When the financial asset is derecognised, the cumulative gain or loss pertaining to that asset previously recognised in other comprehensive income is reclassified into profit or loss.

#### **Impairment**

At the end of each reporting period, the Association assesses whether there is objective evidence that a financial instrument has been impaired. In the case of available-for-sale financial instruments, a prolonged decline in the value of the instrument is considered to determine whether an impairment has arisen. Impairment losses are immediately recognised in profit or loss. Also, any cumulative decline in fair value previously recognised in other comprehensive income is reclassified to profit or loss at this point.

#### **g. Impairment of Assets**

At the end of each reporting period, the Association assesses whether there is any indication that an asset may be impaired. The assessment will consider both external and internal sources of information. If such an indication exists, an impairment test is carried out on the asset by comparing the recoverable amount of that asset, being the higher of the asset's fair value less costs to sell and its value-in-use, to the asset's carrying amount. Any excess of the asset's carrying amount over its recoverable amount is immediately recognised in profit or loss. Where it is not possible to estimate the recoverable amount of an individual asset, the association estimates the recoverable amount of the cash-generating unit to which the asset belongs.

#### **h. Employee Benefits**

Provision is made for the Association's liability for employee benefits arising from services rendered by employees to the end of the reporting period. Employee benefits that are expected to be settled within one year have been measured at the amounts expected to be paid when the liability is settled.

#### **i. Cash and Cash Equivalents**

Cash and cash equivalents include cash on hand, deposits held at-call with banks and other financial institutions, and other short-term, highly liquid investments with original maturities of three months or less.

#### **j. Revenue and Other Income**

Revenue is recognised when the right to receive it is established, except in the instance of grants linked to a specific commitment to expend funds in a future period. Interest and Investment revenue is recognised on a proportional basis taking into account the interest rates applicable to the financial assets. All revenue is stated net of the amount of goods and services tax.

#### **k. Goods and Services Tax (GST)**

Revenues, expenses and assets are recognised net of the

amount of GST, except where the amount of GST incurred is not recoverable from the Australian Taxation Office.

Receivables and payables are stated inclusive of the amount of GST receivable or payable. The net amount of GST recoverable from, or payable to, the ATO is included with other receivables or payables in the statement of financial position. Cash flows are presented on a gross basis. The GST components of cash flows arising from investing or financing activities, which are recoverable from or payable to the ATO, are presented as operating cash flows included in receipts from customers or payments to suppliers.

#### **l. Comparative Figures**

When required by Accounting Standards, comparative figures have been adjusted to conform to changes in presentation for the current financial year.

#### **m. Trade and Other Accruals**

Trade and other payables represent the liability outstanding at the end of the reporting period for goods and services received by the Association during the reporting period, which remain unpaid. The balance is recognised as a current liability with the amounts normally paid within 30 days of recognition of the liability.

#### **n. Provisions**

Provisions are recognised when the Association has a legal or constructive obligation, as a result of past events, for which it is probable that an outflow of economic benefits will result and that outflow can be reliably measured. Provisions recognised represent the best estimate of the amounts required to settle the obligation at the end of the reporting period.

#### **o. Deferred Income**

The liability for deferred income is the unutilised amounts of affiliate income received on the condition that specified services are delivered or conditions are fulfilled. The services are usually provided or the conditions usually fulfilled within 12 months of receipt of the funds. Where the amount received is in respect of services to be provided over a period that exceeds 12 months after the reporting date or the conditions will only be satisfied more than 12 months after the reporting date.

#### **p. Key Estimates – Impairment**

The Association assesses impairment at the end of each reporting period by evaluation of conditions and events specific to the Association that may be indicative of impairment triggers. Recoverable amounts of relevant assets are reassessed using value-in-use calculations which incorporate various key assumptions.

#### **q. Key Judgments – Provision for Impairment of Receivables**

Included in trade and other receivables at the end of the reporting period are debts the Board has deemed unlikely to be paid. In light of ongoing review and management of aged debts, no provision for impairment has been made at 30 June 2014 (2013: \$nil).

#### **r. New Accounting Standards for Application in Future Periods**

During the current year, Victorian Tennis Association Inc. adopted all of the new and revised Australian Accounting Standards and Interpretations applicable to its operations which became mandatory. The adoption of these Standards has not impacted on the recognition, measurement and disclosure of any transactions.

	2014 \$	2013 \$
<b>Note 2 Significant revenue and expenses</b>		
The following significant revenue and expense items are relevant in explaining the financial performance:		
<b>Revenue</b>		
VicHealth Grant: Partnerships for Health Scheme	115,000	245,000
Department of Transport, Planning & Local Infrastructure	119,000	80,000
<b>Expenses</b>		
Insurance	218,387	243,704
Occupancy	121,911	108,050
Coaching Fees	78,046	65,855
<b>Note 3 Key Management Personnel Compensation</b>		
Short-term employee benefits	466,974	456,425
Post-employment benefits	42,520	37,453
<b>Total Key Management Personnel Compensation</b>	<b>509,494</b>	<b>493,878</b>
<b>Note 4 Auditors' Remuneration</b>		
Total Auditors' Remuneration	9,700	10,240
	<b>9,700</b>	<b>10,240</b>
<b>Note 5 Cash and cash equivalents</b>		
Cash at bank and in hand	1,109,502	1,275,636
	<b>1,109,502</b>	<b>1,275,636</b>
<b>Note 6 Trade and other receivables</b>		
Trade debtors	67,752	53,315
Other debtors	51,769	46,928
Loans receivable	14,405	-
Provision for doubtful debts	-	-
	<b>133,926</b>	<b>100,243</b>

	Gross Amount	Past due and impaired	Past due but not impaired Days (overdue)			Within initial trade terms
			31-60	61-90	>90	
<b>2014</b>						
Trade debtors	67,752	-	2,566	21,747	6,379	37,060
Other receivables	66,174	-	-	-	-	66,174
<b>Total</b>	<b>133,926</b>	<b>-</b>	<b>2,566</b>	<b>21,747</b>	<b>6,379</b>	<b>103,234</b>
<b>2013</b>						
Trade debtors	53,315	-	6,689	1,244	6,001	39,381
Other receivables	46,928	-	-	-	-	46,928
<b>Total</b>	<b>100,243</b>	<b>-</b>	<b>6,689</b>	<b>1,244</b>	<b>6,001</b>	<b>86,309</b>

	2014 \$	2013 \$
<b>Note 7 Inventories</b>		
Inventories held for distribution	1,500	3,080
Inventories held for sale	-	-
	<b>1,500</b>	<b>3,080</b>



	2014 \$	2013 \$
<b>Note 8 Other current assets</b>		
Accrued Income	-	-
Prepayments	68,820	87,490
	<b>68,820</b>	<b>87,490</b>
<b>Note 9 Financial assets</b>		
Available for sale financial assets comprise shares in listed corporations and managed funds at market value	1,223,270	1,024,062
	<b>1,223,270</b>	<b>1,024,062</b>

All available-for-sale investments are quoted on the Australian Stock Exchange. Investment trusts are managed by third parties on behalf of the company and other investors. The trusts hold a variety of investments which generate a return based on income from those investments and changes in the market value of the investments. The company's investments in trusts can be redeemed on an at-call basis at the market value of the investment at the date of redemption less certain fees and charges.

	2014 \$	2013 \$
<b>Note 10 Fair Value Disclosures</b>		
The Association carries the following assets at fair value: Available for sale investments	1,223,270	1,024,062
	<b>1,223,270</b>	<b>1,024,062</b>

Refer to note 9 Financial assets for fair value information relating to the available for sale financial assets.

<b>Note 11 Property, plant and equipment</b>		
Office equipment at cost	158,835	158,835
Accumulated depreciation	(153,409)	(142,344)
	5,426	16,491
Furniture and fittings at cost	269,293	269,293
Accumulated depreciation	(220,658)	(187,091)
	48,635	82,202
Technical & Tournament equipment at cost	39,824	35,754
Accumulated depreciation	(33,070)	(30,695)
	6,754	5,059
<b>Total Property, Plant &amp; Equipment</b>	<b>60,815</b>	<b>105,765</b>

#### Movements in carrying amounts

Movements in the carrying amounts for each class of equipment between the beginning and end of the current financial year.

	Office Equipment \$	Furniture & Fittings \$	Technical Equipment \$	Total \$
Balance at the beginning of year	16,490	82,201	5,062	103,753
Additions	-	-	4,070	4,070
Disposals	-	-	-	-
Depreciation & amortisation expense	(11,064)	(33,566)	(2,378)	(47,008)
<b>Carrying amount at the end of the year</b>	<b>5,426</b>	<b>48,635</b>	<b>6,754</b>	<b>60,815</b>

	2014 \$	2013 \$
<b>Note 12 Trade and other payables</b>		
Trade creditors and accruals	259,100	323,558
Provision for deferred expenses	30,000	95,000
Income received in advance	31,191	-
	<b>320,291</b>	<b>418,558</b>
<b>Note 13 Employee benefits payable</b>		
<b>Accrued annual and long service leave payable within 12 months</b>		
Opening balance	100,792	96,899
Paid	(91,980)	(118,383)
Accrued	139,045	122,276
Closing balance	<b>147,857</b>	<b>100,792</b>
<b>Accrued long service leave payable later than 12 months</b>		
Opening balance	49,512	44,359
Paid	-	-
Accrued	16,039	5,153
Closing balance	<b>65,551</b>	<b>49,512</b>
	2014 \$	2013 \$
<b>Note 14 Reserves</b>		
General Reserves are comprised of the Natural damage fund, Gordon Moffatt awards fund, Neale Fraser Foundation and Capital surplus reserve.		
<b>Capital works fund</b>	-	947,451
The capital works fund was set aside for the future acquisition of our own facilities.		
<b>Natural damage fund</b>	18,250	18,250
The natural damage fund was set aside for the financial assistance of affiliates whose facilities sustain damage as a result of natural events.		
<b>Gordon Moffatt awards fund</b>	9,469	10,542
The Gordon Moffatt awards fund provides awards in recognition of junior players' contributions to tennis and all round excellence, to assist with their development.		
<b>Neale Fraser Foundation</b>	19,089	14,921
The Neale Fraser Foundation has two components: The facilities development fund will provide funding for affiliated tennis clubs to contribute towards the upgrade and or expansion of their club facilities.		
The player development fund will provide grant opportunities for elite, Tennis Victoria registered, junior players to contribute towards their development.		
<b>Capital surplus reserve</b>	1,350,571	403,120
The capital surplus reserve contains funds that are for the general use of the organisation if required.		
<b>Financial assets reserve</b>	88,152	(6,823)
The financial assets reserve records revaluation of available for sale financial assets to market value.		
<b>Total Reserves</b>	<b>1,485,531</b>	<b>1,387,461</b>
<b>Note 15 Leasing commitments</b>		
<b>Operating lease commitments</b>		
Payable: minimum lease payments	126,636	113,758
Between 12 months and 5 years	484,047	34,160
	<b>610,682</b>	<b>147,917</b>

Operating leases are for the lease of premises and office equipment.

### Note 16 Related party transactions

No Board Member has any interest, direct or indirect, in any transaction, contract or proposed contract with the Association. The Board Members do not receive any remuneration for their activities as Board Members other than reimbursement of expenses incurred in the performance of their duties as Board Members.

### Note 17 Financial Risk Management

The Association's financial instruments consist mainly of deposits with banks, short-term investments, accounts receivable and payable. The Association does not have any derivative instruments at 30 June 2014. The main risks the Association is exposed to through its financial instruments are liquidity risk and credit risk.

#### Liquidity risk

The Association manages liquidity risk by monitoring forecast cash flows.

#### Credit Risk

The maximum exposure to credit risk, excluding the value of any collateral or other security, at balance date to recognised financial assets, is the carrying amount, net of any provisions for impairment of those assets, as disclosed in the Statement of Financial Position and notes to the financial statements. The Association does not have any material credit risk exposure to any single receivable or group of receivables under financial instruments entered into by the Association.

	2013 \$	2012 \$
<b>Note 18 Contingent liabilities</b>		
Contract Performance Guarantee	51,494	51,494

The amount is in regard to the Association's lease agreement to Melbourne & Olympic Parks Trust.

### Note 19 Association details

The registered office of the association is:

**Victorian Tennis Association Inc.**

AAMI Park  
Olympic Boulevard  
Melbourne, Victoria, 3000

### Statement by Members of the Board

In the opinion of the Board members, the financial report:

- Presents a true and fair view of the financial position of Victorian Tennis Association Inc as at 30 June 2014 and its performance for the year ended on that date in accordance with Australian Accounting Standards (including Australian Accounting Interpretations) of the Australian Accounting Standards Board.
- At the date of this statement, there are reasonable grounds to believe that Victorian Tennis Association Inc will be able to pay its debts as and when they fall due.

This statement is made in accordance with a resolution of the committee and is signed for and on behalf of the committee by:



**David Stobart**  
President  
Date: 10 September 2014



**James Copes**  
Treasurer  
Date: 10 September 2014



**Hayes Knight Audit**  
chartered accountants · your partners in success

Hayes Knight Audit Pty Ltd  
ABN: 86 005 105 975

Level 12, 31 Queen St,  
Melbourne, VIC. 3000

T: 03 8613 8888 F: 03 8613 8800  
Email: info@hayesknigtaudit.com.au

[www.hayesknight.com.au](http://www.hayesknight.com.au)

Registered Audit Company 291969

## INDEPENDENT AUDITOR'S REPORT TO THE MEMBERS OF VICTORIAN TENNIS ASSOCIATION INC.

### Report on the Financial Report

We have audited the accompanying financial report of Victorian Tennis Association Inc which comprises the statement of financial position as at 30 June 2014 and the statement of profit and loss and other comprehensive income, statement of changes in equity and statement of cash flows for the year ended on that date, a summary of significant accounting policies, other explanatory notes and the statement by members of the committee.

#### *Board's Responsibility for the Financial Report*

The Board of Management of the association is responsible for the preparation and fair presentation of the financial report in accordance with Australian Accounting Standards (including Australian Accounting Interpretations) and the Associations Incorporation Reform Act 2012. This responsibility includes designing, implementing and maintaining internal control relevant to the preparation and fair presentation of the financial report that is free from material misstatement, whether due to fraud or error; selecting and applying appropriate accounting policies; and making accounting estimates that are reasonable in the circumstances.

#### *Auditor's Responsibility*

Our responsibility is to express an opinion on the financial report based on our audit. We conducted our audit in accordance with Australian Auditing Standards. These Auditing Standards require that we comply with relevant ethical requirements relating to audit engagements and plan and perform the audit to obtain reasonable assurance whether the financial report is free from material misstatement.

An audit involves performing procedures to obtain audit evidence about the amounts and disclosures in the financial report. The procedures selected depend on the auditor's judgment, including the assessment of the risks of material misstatement of the financial report, whether due to fraud or error. In making those risk assessments, the auditor considers internal control relevant to the entity's preparation and fair presentation of the financial report in order to design audit procedures that are appropriate in the circumstances, but not for the purpose of expressing an opinion on the effectiveness of the entity's internal control. An audit also includes evaluating the appropriateness of accounting policies used and the reasonableness of accounting estimates made by the committee, as well as evaluating the overall presentation of the financial report.

#### *Independence*

In conducting our audit, we have complied with the independence requirements of Australian professional ethical pronouncements.

#### *Auditor's Opinion*

In our opinion:

The financial report of Victorian Tennis Association Inc is in accordance with the Associations Incorporation Reform Act 2012 including:

- i. giving a true and fair view of the association's financial position as at 30 June 2014 and of its performance and its cash flows for the year ended on that date; and
- ii. complying with Australian Accounting Standards (including Australian Accounting Interpretations) and the Associations Incorporation Reform Act 2012.

*Hayes Knight Audit*  
**Hayes Knight Audit Pty Ltd**

Melbourne

  
**Geoff S. Parker**  
Director

Dated this 10 day of SEPTEMBER 2014

# Board, Council and Committees

All persons are expected to declare any conflict of interest, perceived or otherwise, that he or she may have in matters before the Board, Council or a Committee as appropriate, and will not participate in debate or vote upon matters in which they have a conflict.

## Board of Directors

The number of Board meetings held during the year for members to be eligible to attend (E) and the number of meetings attended by each Board member (A) during the financial year are:

Board Members	E	A
David Stobart	8	8
Maria Keys	8	7
James Copes	8	7
Anne Baldwin	8	8
Ken Barton (to January 2014)	4	4
Gary Clark	8	7
Peter Cuxson	8	8
Mark Da Silva	8	8
Robert Jamieson	8	7
Simon Meadows (from February 2014)	3	3
Peter Owen	8	4
Matthew Kennedy	8	8

## Committees of Tennis Victoria

### Audit and Risk

Ian Jenkins (Chairperson), James Copes (from December 2013), Drew Fenton, Robert Jamieson, Maria Keys (up to December 2013).

### Pennant Competition

Geoff Armstrong (Chairperson), Matt Carroll (from May 2014), Graham Heath, David Kortum (to December 2013), Daniel O'Neill, Shelley Preen, Aaron Sharpe.

### Junior Pennant Competition

Larry McLean (Chairperson), Fran Absalom, Geraldine Brown (to March 2014), Russell Hart (from March 2014), Brian Hovey, Christopher McKenzie (to March 2014), Brendon Noonan, Juliann Pavlekovich Smith, Theo Robolas.

### Country Committee

Ken Barton (Chairperson, up to January 2014), Simon Meadows (Chairperson, from February 2014), Loretta Gleeson, John Glynn (up to April 2014), Susie Grumley, Russell Hart, Jenny Jolliffe, Stuart McRae, Vicki Moore, Michael Mullen (from March 2014), Craig Radford (from April 2014), Carla Ralph, Leon Retallick, Rob Urquhart.

## The Council of Tennis Victoria

**President:** David Stobart  
**Vice President:** Maria Keys  
**Treasurer:** James Copes  
**Immediate Past President:** Hamish Macmillan

Metropolitan Club	Delegate	Substitute
Beaumaris Community <sup>3</sup>	Lorraine Kerr	-
Beaumaris Lawn TC <sup>3</sup>	Ian Thomas	Judy Thomas
Blackburn TC	Domenico Alberico	-
Bundoora TC	Anthony Lewis	Matthew Testolin
Craigieburn TC	Kym Stephen	James Stephen
Dendy Park TC	Ian Wilkinson	Tim O'Shannassy
Dingley TC	Boyd McLaws	Jo Ellis

Donvale TC	Daryl Carter	Ian Adderly
Eaglemont TC	Jennifer Cox	-
East Malvern TC	Clive Edmonds <sup>1</sup> Ralph Muir-Morris <sup>2</sup>	Lynette Hovey <sup>1</sup>
Eildon Park TC	Michael Tomlinson	Stuart Draffin
Frankston TC	Anne Baldwin	Dawn McCormack
Glen Iris Valley Recreation Club	Peter Gillieron	Rajesh Chawla
Grace Park Lawn TC	Colin Davis	Sandra Stone <sup>1</sup> Tim O'Laughlin <sup>2</sup>
Hawthorn TC	Susan Chambers	Elaine Cooper
Kooyong Lawn TC	Daniel O'Neill	Cedric Mason
Liston TC	Alan Whittington	Gary Clark
MCC Tennis	Peter Richardson	Jordana Dymond
North Kew TC	Allan Davey	Mark Augier
North Ringwood TC	Judith Dungey	Charlie Roberts
Parkville TC	Anne Phefley	Rob Haines
Royal Park TC	Fiona McKinnon	Jason Vochala
Sydenham TC	Carolyn Seinor	Steven Seinor
Wantirna TC	Ross Roberts	-

Metropolitan Associations	Delegate	Substitute
Bayside Regional	Larry McLean	John Finlay
Eastern Region Tennis	Robert Jamieson	Robert Jackson
Heidelberg & District TA	Gavin Cox	-
Melbourne Churches TA	Peter Cuxson	Len Pratt
North Suburban Junior TA	Brendon Noonan	Aaron Sharpe
North Suburban Night TA	Peter Olney	Robert McDonald
North Suburban TA	Aaron Sharpe	Chris Delbridge
Peninsula TA	Ken Young	Jandra Kelly
Victorian Catholic Lawn TA <sup>3</sup>	Frank Sutherland	Daniel Ceccon
Waverley Tennis	Mark Collins	Jim Birch
Western Region	Paul Fitzgerald	John Francis

Country Regions	Delegate	Substitute
Barwon	Ken Barton <sup>1</sup> Michael Mullin <sup>2</sup>	Jason McGann <sup>1</sup> Matthew Hicks <sup>2</sup>
Central Gippsland <sup>3</sup>	Susie Grumley	Brad Griffin
Central Highlands	Jenny Jolliffe	Yvonne Perks
East Gippsland	John Glynn	Julie Glynn
Goulburn <sup>3</sup>	Carla Ralph	Heather Lees <sup>2</sup>
Loddon Campaspe <sup>3</sup>	Leon Retallick	Sarah Crossman
Mornington Peninsula	Russell Hart	Michael Morris
North East Region <sup>3</sup>	Vicki Moore	-
Northern Mallee	Loretta Gleeson	-
South West	Rob Urquhart	Rob Brian
Wimmera	Stuart McRae	Don McRae

Associate Bodies	Delegate	Substitute
Tennis Coaches Australia Victoria	Julie Fidler	Dylan Edgley
Tennis Officials Australia Victoria <sup>3</sup>	Phillip Goodman	Tony Warland
Tennis Seniors Victoria	Keith Lavington	Robert Hughes <sup>2</sup>

<sup>1</sup> to February 2014

<sup>2</sup> from February 2014

<sup>3</sup> from November 2013

# Awards

## Honorary Life Members

*An award to recognise outstanding service to the Victorian Tennis Association.*

1981 Mr Ian Carson, Dr John Diggie, Mr Jim Entink, Mr Geoff Kerr; 1982 Mr Harry Shilton; 1985 Mr Kevin Howard, Mr Alan Urban; 1986 Mr Albert Jacoby; 1987 Mr Peter Bellenger; 1994 Dr John Fraser; 1995 Mr Geoff Peters; 1999 Mr Ian Occleshaw; 2004 Mr Hamish Macmillan; 2006 Mrs Roma Shipp; 2010 Mr Kevin Bolton; 2012 Mr Geoffrey Stone.

## Victorian Spirit of Tennis Award

*This award is to recognise a significant and valuable contribution to the advancement or popularity of the sport in any field (formerly the Victorian Centenary of Tennis Award). The recipient must be born in Victoria or lived the majority of their life as a Victorian resident.*

1980 Mr Frank Sedgman; 1981 Mr Neale Fraser; 1982 Mr Brian Tobin; 1983 Mr Jim Entink; 1984 Mrs Judy Dalton; 1985 Mrs Margaret Court; 1986 Mr Paul McNamee; 1987 Mr Pat Cash; 1988 Mr Colin McDonald; 1989 Mr Peter McNamara; 1990 Dr John Fraser; 1991 Mr Alan Trengove; 1992 Mr Kevin Howard; 1993 Ms Anne Minter; 1994 Mr Ian Occleshaw; 1995 Mrs Nicole Bradtke; 1996 Mr Geoff Kerr; 1997 Mr Allan Stone; 1998 Mrs Beverley Rae; 1999 Mr Jack May; 2000 Mr Kevin Bolton; 2001 Mr Tony Ryan; 2002 Mr Jim Reid; 2003 Mr Peter Bellenger; 2004 Mr Max Atkins; 2005 Mr Jim Sheppard; 2006 Mr Eric Campbell; 2007 Mr Wayne Arthurs; 2008 Mr Hamish Macmillan; 2009 Ms Fran Graham; 2010 Mr Brian Grace; 2011/12 Mr Ian Barclay; 2012/13 Mr Colin Stubs; **2013/14 Ms Daniela Di Toro.**

## Highly Commended Service Award

*An award to recognise persons who have demonstrated their contribution to the sport of tennis through outstanding and exemplary service to any one or more of the State Tennis Association's affiliated tennis clubs and/or associations and/or member organisations. Service to other tennis related bodies may also be recognised.*

1981 Mr Val Drew, Mr Ray Stock, Mr Lew Twamley, Mr Ralph Van Esveld; 1982 Mr Phillip Leek; 1983 Mr Kevin Bolton; 1985 Mr Daryl Cox; 1986 Mr Jack May, Mr Bob Hodgson; 1987 Mr Morris Scott; 1988 Mr Jim Sheppard; 1989 Mr Doug Newgreen; 1993 Mr Phil Edwards, Mr Ray O'Connor, Mr Tony Parrott; 1994 Mr Tom McAllister; 1996 Mr Peter Whitaker, Mr Mark Collins, Mr Ted Kendt; 1998 Mr Graeme Williams; 2000 Ms Fran Graham, Mrs Glad Woods, Mrs Roma Shipp, Mr Max Atkins, Mr David Bierwirth, Mr Brian Connor; 2004 Mr Doug Jeffery; 2005 Mr Graeme Cumbrae-Stewart; 2006 Mr Darrell White; 2008 Mrs Vickie Moore; 2010 Mr Len Pratt, Mr Rod Binns, Mrs Elsie Anderson; **2013/14 Ms Lyn Robinson, Ms Lyn Gillen, Mr Ken Jones, Mr Clive Edmonds.**

## Tennis Service Award

*An award to recognise persons who have demonstrated their contribution to the sport of tennis through devoted and significant service to any one or more of the State Tennis Association's affiliated tennis clubs and/or associations and/or member organisations. Service to other tennis related bodies may also be recognised.*

1981 Mr Bill McGrath, Mr Sam Phillips; 1982 Mr Jack Thompson, Mr Richard Bear, Mr Jim Billows, Mrs Bobbie Collinson, Mr Harvey Harris, Mr Eric Morris; 1984 Laurie Sweet; 1985 Mrs Yvonne Peters; 1986 Cec Williams; 1987 Mr Ian Haebich, Mr Ken Jones, Mrs Roma Shipp; 1989 Mr Ken Blackshaw, Mr Ron Bury; 1990 Mr Tim Burns,

Mrs Pat Guthrie, Mr Roland Klinge, Mr Keith Morrison, Mr Ron Williams; 1991 Mr Ray Abbey, Mr Stan Heywood; 1992 Mr Les Blackburn, Mrs Phyl Crowther, Mr Phonse Orger, Mr Len Spence, Mrs Lola Whiting; 1993 Mr Barry Barton, Mrs Bev McConnell; 1994 Mr Brian Collins, Mr Len Pratt, Mr Bob Hoopell; 1996 Ms Rosemary Wright, Mr Ralph Beeby; 1997 Mrs Pat Flynn, Mrs Vicki Moore; 1998 Mr John Finlay; 1999 Mr Robert Brian, Mr Robert Greig; 2000 Mrs Bev Hosie, Mr John Angus; 2001 Ms Sue Saliba, Mrs Enid Miller, Mr Jim Miller, Mr Angelo Cianchi; 2002 Mrs Denise Huthinson, Mrs Aldene Glenister; 2003 Mr Maurice Baker, Mrs Jennifer Walker, Ms Selma Ruddick; 2004 Mr Bryan Curran, Mr Ron Nelson; 2005 Mr Kevin O'Callaghan; 2006 Mr Ian Adderley, Mr Ron Carter, Mr Gregory Cooke, Mrs Gail Morse, Mrs Glenda Sundstrom; 2008 Mrs Marilyn Hannah; Mr Trevor Valentine, Mr Jack Carnell; 2009 Mr Muray Hart, Mrs Jocelyn Oliver; 2010 Mr Robert Payne, Mrs Marjorie Cox, Mr Frank Sutherland, Mrs Jill Morrison, Mr Robert Jackson, Mr Jim Birch, Mrs Eva Bettiol; 2011 Mr Trevor Smyth, Mrs Loretta Thrupp, Mr Peter Thrupp, Mr Russ Nicholls, Mr David Hocking, Mrs Janice Hocking, Mr Bill Goodwin; 2011/12 Mrs Dorothy Murdoch, Mrs Yvonne Law, Mrs Gail Norman, Mr Daryl Carter; 2012/13 Dawn McCormack, Mrs Marg Begent, Mr Ian Strong, Mrs Patricia Gilchrist, Mrs Carol Pearce, Mr Ken Young, Ms Nicole Seckold, Mr Geoff Gordon, Mr Derek Kew, Mr George Kunti, Mr Colin Thompson, Mr Bill Caven, Mr Rick Highett; **2013/14 Mrs Faye McLachlan, Mr David Clark, Ms Susie Grumley, Mr Brian Hovey, Mr Laurie Sparks, Mrs Anne Hubbard, Mr Alan Herberle, Mr Peter Ternes, Mr Russell Hart.**

## Most Outstanding Club, Centre, or Association

2011/12 – Frankston Tennis Club  
2012/13 – Elsternwick Park Tennis Club  
2013/14 – Kyneton & District Tennis Club

## Volunteer Achievement

2011/12 – Julie Fidler  
2012/13 – Judy Scarrott  
2013/14 – Eric Beeston

## Most Outstanding Tournament

2011/12 – 2011 William Loud Bendigo International, Bendigo Tennis Association  
2012/13 – AAMI Classic, Kooyong Lawn Tennis Club  
**2013/14 – 90th Annual Shepparton Easter Tournament, Shepparton Lawn Tennis Club**

## Most Outstanding School (new in 2013/14)

2013/14 – St Mary's Primary Greensborough

## Coaching Excellence – Club or Centre

2011/12 – Shane Scrutton  
2012/13 – Danielle Borle  
2013/14 – Mark Sheppard

## Most Outstanding 35+ Tennis Senior

2011/12 – Judy Hancy  
2012/13 – Andrew Rae  
2013/14 – Glenn Busby

## Coaching Excellence – ANZ Tennis Hot Shots

2011/12 – Wes Horskins  
2012/13 – Vicky Lee  
2013/14 – Rob Urquhart

## Most Outstanding Athlete with a Disability

2011/12 – Zvi Schweitzer  
2012/13 – Glen Flindell  
2013/14 – Dylan Alcott

## Gordon Moffatt Junior Athlete of the Year (Male and Female)

2011/12 – Daniel Guccione and Zoe Hives  
2012/13 – Marc Polmans and Destanee Aiava  
2013/14 – Marc Polmans and Destanee Aiava

# State Rankings as at 30 June 2014

## Men (Open)

1. Marinko Matosevic
2. Samuel Groth
3. Andrew Whittington
4. Christopher Guccione
5. John Peers
6. Andrew Harris
7. Dayne Kelly
8. Rameez Junaid
9. Jacob Grills
10. Omar Jasika

## Boys' 18/u

1. Omar Jasika
2. Marc Polmans
3. Daniel Guccione
4. Richard Yang
5. Daniel Nolan
6. Jacob Scott
7. Justyn Levin
8. Chanchai Sookton-Eng
9. Cody Brackenreg
10. Stefan Skadarka

## Boys' 16/u

1. Richard Yang
2. Stefan Skadarka
3. Lucas Vuradin
4. Nelson Roso
5. Matthew Romios
6. Matthew Barrow
7. Mike Vaughan
8. Todd Millington
9. Daniel Dat Nguyen
10. Christopher Cox

## Boys' 14/u

1. Connor Di Marco
2. Matthew Dellavedova
3. Greg Polmans
4. Thomas Bosancic
5. Marcus Bulmaga
6. Joshua Spaul
7. Stefan Milenkovic
8. Codey Gunn
9. Campbell Salmon
10. Stefan Storch

## Boys' 12/u

1. Alex Bulte
2. Daniel Paveska
3. Matthew Bosancic
4. Cooper White
5. Enzo Aguiard
6. David Qariaqus
7. John Amato
8. Luke Vuletic
9. Jarryd Wildsmith
10. Aidan Vaughan

## Women (Open)

1. Olivia Rogowska
2. Jarmila Gajdosova
3. Anastasia Rodionova
4. Tammi Patterson
5. Sacha Jones
6. Viktorija Rajcic
7. Sally Peers
8. Azra Hadzic
9. Nives Baric
10. Karolina Wlodarczak

## Girls' 18/u

1. Zoe Hives
2. Monika Rajcic
3. Danielle McIntyre
4. Destanee Aiava
5. Melissa Esguerra
6. Jaide Collins
7. Jaimee Furlis
8. Katerina Valos
9. Sophie Torcello
10. Noelleda Ah San

## Girls' 16/u

1. Destanee Aiava
2. Jaimee Furlis
3. Michelle Pits
4. Bethany Toner
5. Jessica Brzozowska
6. Gabriela Sprague
7. Jessie Mount
8. Gabriela Ruffels
9. Natasha Van Bommel
10. Jasmin Starr

## Girls' 14/u

1. Destanee Aiava
2. Gabriela Ruffels
3. Jasmin Starr
4. Jessica Zaviacic
5. Alya Kalachova
6. Mia Vukicevic
7. Alessia Roso
8. Peta Valos
9. Zoe Duff
10. Teodora Vuruna

## Girls' 12/u

1. Alexandra San Andres
2. Keona Mendis
3. Joy Andreou
4. Emily Ioannou
5. Hayla Rafei
6. Chanel McKay
7. Amy Stevens
8. Charlie Hargreaves
9. Pearl Jansz
10. Jordan Marie Trevena



# Australian and State Representation

## Australian

### Davis Cup

Chris Guccione

### 2013 16/u Junior Davis Cup (World group final)

Marc Polmans

### 2013 14/u World Junior Teams (World group final)

Destanee Aiava  
Jaimee Fourlis

### 2014 14/u World Junior Teams (Qualifying group)

Destanee Aiava  
Gabriela Ruffels

## State

### Bruce Cup 2013

*Held in Brisbane, October 2013*

#### Boys

Stefan Milenkovic  
Thomas Pavlekovich-Smith  
Stefan Storch  
Enzo Aguiard  
Timothy Karpinski  
David Qariaqus  
Marcus Stathos

#### Girls

Alexandra Chua San Andres  
Keona Mendis  
Mary Jayakody  
Chanel McKay  
Teodora Skilja  
Kirsten Fisher  
Laura Ashley

**Finished:** Fourth

### Pizzey Cup 2014

*Held in Perth, May 2014*

#### Boys

Daniel Nickels (Captain)  
Jack Thiessen  
Themis Sitzoukis  
Chanchai Sookton-eng  
Ryan Draffin  
Thomas Paterson  
David Hough  
Corey Child

#### Girls

Jaide Collins (Captain)  
Danielle McIntyre  
Jasmine Starr  
Hene Demiri  
Sophie Torcello  
Nicole Mullen  
Giuliette Lugara  
Emma Thompson

**Finished:** Second

## 2013 Victorian State Teams

### Sproule/Stephens Cup (Boys' 14/u)

*Held in Melbourne, December 2013*

#### Team A

Matthew Romios  
Todd Millington  
Jackson Ross

**Team Manager:** Mark Hlawaty

**Finished:** Third

#### Team B

Christopher Cox  
Jeremy Taylor  
Greg Polmans

**Team Manager:** Paul Vassallo

**Finished:** Fourth

### Mary Hawthorn Cup (Girls' 14/u)

*Held in Melbourne, December 2013*

Jaimee Fourlis  
Gabriela Ruffels  
Gabriella Sprague  
Samyuktha Rajagopalan (emergency)  
Kate Vaughan (emergency)

**Team Manager:** Marija Mirkovic

**Finished:** Third

### Rod Laver Cup (Boys' 12/u)

*Held in Melbourne, December 2013*

#### Team A

Ken Cavrak  
Mason Naumovski  
Stefan Milenkovic

**Team Manager:** Micha Fischer

**Finished:** Third

#### Team B

Stefan Storch  
Timothy Karpinski  
Thomas Pavlekovich-Smith

**Team Manager:** Emily Rea

**Finished:** Fifth

### Margaret Court Cup (Girls' 12/u)

*Held in Melbourne, December 2013*

Erika Bollweg  
Natasha Ilic  
Bianca Compuesto

**Team Manager:** Alex Jago

**Finished:** Fifth

### Foundation Cup Regional State Team 13/u

*Held in Melbourne, January 2014*

#### Boys

Jack Clements (Central Gippsland)  
Axel Hider (Barwon)  
Sam Oster (Loddon Campaspe)  
Justin Hough (Central Gippsland)

**Team Manager:** John Glynn

**Finished:** Second

#### Girls

Annaleise Hughes (Central Gippsland)  
Olivia Quigley (Goulburn Valley)  
Steffi McDonald (Wimmera)  
Sacha McDonald (Wimmera)

**Team Manager:** Julie Glynn

**Finished:** Fourth



# Results



## 2013/14 Victorian National Champions

### 2013 Spring Nationals

14/u Boys' Singles Lucas Vuradin

### 2013 Australian Championships

14/u Girls' Singles Jaimee Fourlis

14/u Girls' Doubles Jaimee Fourlis and Petra Hule (SA)

18/u Girls' Doubles Samantha Harris and Olivia Tjandramulia (QLD)

From January 2014, the Grasscourt, Claycourt and Spring Junior Nationals were withdrawn and replaced by annual State Championships in VIC, NSW and QLD.

## 2013/14 Regional Team Events Results

### 11/u Frank Sedgman Cup

3-4 August 2013, Traralgon Tennis Association

North Eastern Junior 3-36 d North Suburban Junior 3-33

### 13/u Boys' John Fitzgerald Cup

27-28 October 2013, Ballarat Regional Tennis Centre

Central Gippsland 5-45 d Barwon 1-19

### 13/u Girls' Foundation Cup

17-18 November 2013, Sale Tennis Club

Wimmera 4-38 d Central Gippsland 2-34

### 10/u Wayne Arthurs Cup

14-15 December 2013, Kooyong Lawn Tennis Club

North Suburban Junior 6-36 d Bayside-Moorabbin 0-16

### 15/u Bradtke/Luczak Cup

(formerly known as the Ambassadors Cup)

15-16 February 2014, Wodonga Tennis Centre

Central Gippsland 3-25 d Barwon 1-17

### 12/u, 14/u, 16/u Association and Regional Teams Challenge

29-30 March 2014, Shepparton Lawn Tennis Club

North Eastern Junior 18-119 d Barwon 6-81

### 10/u Wayne Arthurs Cup

12-13 April 2014, Kooyong Lawn Tennis Club

Peninsula 4-26 d North Eastern Junior 2-25



## 2013/14 State Championships

### 2013 Victorian ID's Championships

October 2013, Tennis World Albert Reserve

	Winners	Score
<b>Singles</b>		
Men	Zvi Schweitzer (2)	6/2 4/6 7/6
Women	Sharon Morse (1)	6/0 6/0
<b>Doubles</b>		
Men	Joshua Holloway/Mitchell James (1)	8/3
Women	Wendy Buckland/Sharon Morse	6/2 6/4

### 2013 Victorian Grass Court Championships (AMT Platinum)

December 2013, Geelong Lawn Tennis Club

	Winners	Score
<b>Singles</b>		
Men	Daniel Byrnes (4)	6/0 6/3
Women	Alison Bai (3)	6/0 3/6 6/2
<b>Doubles</b>		
Men	Daniel Byrnes/Nathan Byrnes (7)	7/5 7/6
Women	Sally Peers/Viktorija Rajcic (1)	6/3 6/4

### 2013 Medibank Junior Development Series State Championships

8 December 2013, Pakenham Regional Tennis Centre

#### 11/u Boys

Winner: Cristan Apostol

Runner Up: Tait Pascoe

#### 11/u Girls

Winner: Elena Micic

Runner Up: Zoe Fitzpatrick

### 2014 Medibank Junior Development Series State Championships

15 June 2014, Dendy Park Tennis Club

#### 11/u Boys

Winner: Charlie Sinclair

Runner Up: Jordan Lemke

#### 11/u Girls

Winner: Ellie Mastos

Runner Up: Tiahna Leader

### 2014 Victorian Junior Grass Court Championships (JT Gold)

8-12 January 2014, Wodonga Tennis Centre

	Winners	Score
Boys' 12/u Singles	Stefan Milenkovic (1)	6/2 6/2
Boys' 12/u Doubles	Matthew Bosancic/ Stefan Milenkovic (2)	3/6 7/5 10/3
Boys' 14/u Singles	Ethan Chung (5)	6/2 6/2
Boys' 14/u Doubles	Thomas Bosancic/ Jayson Tomicic (5)	5/7 6/3 10/4
Boys' 16/u Singles	Erik Holt-Crossman (1)	6/1 6/2
Boys' 16/u Doubles	Nicholas Gattuso/ Zachary Lethlean (6)	6/1 6/4
Girls' 12/u Singles	Carol Lee	6/3 6/4
Girls' 12/u Doubles	Hana Kim/Carol Lee	6/4 6/0
Girls' 14/u Singles	Ayana Rengill	6/3 4/6 6/2
Girls' 14/u Doubles	Jessica Mason/Jaslyn Skilbeck (2)	6/4 6/1
Girls' 16/u Singles	Natasha Van Bommel (4)	6/2 6/3
Girls' 16/u Doubles	Stephanie Pang/ Natasha Van Bommel (2)	6/3 6/3

### 2013 Victorian Junior Hard Court Championships (JT Gold)

20-24 September 2013, Notting Hill-Pinewood Tennis Club

	Winners	Score
Boys' 12/u Singles	Quin Sun	6/3 6/2
Boys' 12/u Doubles	Timothy Karpinski/Thomas Pavlekovich-Smith (2)	7/5 6/3
Boys' 14/u Singles	Todd Millington (1)	6/1 6/1
Boys' 14/u Doubles	Greg Polmans/ Jeremy Taylor (3)	6/2 6/1
Boys' 16/u Singles	Daniel Nickels (1)	7/5 6/3
Boys' 16/u Doubles	Daniel Nguyen/ Mike Vaughan (2)	6/1 6/2
Girls' 12/u Singles	Bianca Compuesto (3)	6/2 6/2
Girls' 12/u Doubles	Bianca Compuesto/ Mary Jayakody (1)	7/5 6/4
Girls' 14/u Singles	Peta Valos (5)	7/6 7/5
Girls' 14/u Doubles	Peta Valos/Kate Vaughan (1)	7/6 6/3
Girls' 16/u Singles	Madeleine Bailey (1)	6/0/ 6/1
Girls' 16/u Doubles	Alexandra Bailey/ Madeleine Bailey (1)	7/5 6/1

### 2014 Victorian Junior Clay Court Championships (JT Platinum)

10-14 April 2014, Dendy Park, Royal Park and Dingley  
Tennis Clubs

	Winners	Score
Boys' 12/u Singles	Stefan Milenkovic (4)	6/1 6/1
Boys' 12/u Doubles	Stefan Milenkovic/Thomas Pavlekovich-Smith (2)	6/0 5/7 10/8
Boys' 14/u Singles	Moerani Bouzige (1)	3/6 6/2 7/6 (1)
Boys' 14/u Doubles	Harrison Brown/ Joshua Snowdon-Poole	4/6 6/4 10/6
Boys' 16/u Singles	Stefan Skadarka (7)	6/2 6/3
Boys' 16/u Doubles	Scott Jones/Jack Lyttle (1)	6/1 6/1
Girls' 12/u Singles	Olivia Gadecki (1)	6/1 7/6 (6)
Girls' 12/u Doubles	Monique Barry/ Olivia Gadecki (1)	6/2 6/4
Girls' 14/u Singles	Jeanette Lin (2)	6/0 6/2
Girls' 14/u Doubles	Daniela Kovacevic/ Brooke Winley (3)	6/4 6/0
Girls' 16/u Singles	Danielle McIntyre (3)	6/7 (4) 6/2 7/6 (5)
Girls' 16/u Doubles	Jessie Mount/ Bethany Toner (4)	6/4 3/6 10/5

### 2014 Victorian Clay Court Championships (AMT Platinum)

11-15 March 2014, Dendy Park Tennis Club

	Winners	Score
<b>Singles</b>		
Men	James Lemke (1)	6/0 7/5
Women	Zuzana Zlochova (1)	6/3 6/2
<b>Doubles</b>		
Men	Adam Taylor/Jason Taylor (2)	6/2 6/4
Women	Alexandrina Naydenova/ Zuzana Zlochova (1)	6/1 6/2



## 2014 Inter-regional Country Championships

3-5 January 2014, Mt. Prospect TA, Creswick

	Winners	Score
Men's Open Singles	Matthew Hicks (2)	10/8
Men's Open Doubles	Matthew Hicks/Adam Lasky (1)	9/5
Women's Open Singles	Carolyn McGann (1)	2/6 6/4 11/9
Women's Open Doubles	Danielle Bowles/Tova Penno	9/5
Open Mixed Doubles	Matthew Hicks/Carolyn McGann (1)	9/5
Men's Singles 45+	Davis Starling (1)	6/2 6/3
Men's Doubles 45+	Bruce Ferguson/David Starling (1)	9/5
Women's Singles 45+	Julie Golightly	6/2 6/0
Women's Doubles 45+	Julie Golightly/Fiona Walker (1)	9/0
Mixed Doubles 45+	Geoff Reese/Fiona Williams	9/5
Men's 22/u Singles	James Brushfield (1)	6/2 6/1
Men's 22/u Doubles	James Brushfield/Jordan Drew (1)	9/5
Women's 22/u Singles	Nicole Mullen (2)	6/2 6/2
Women's 22/u Doubles	Nicole Mullen/Brooke Starling (1)	9/1
Mixed Doubles 22/u	Nathan Mayes/Brooke Starling (2)	9/6
Men's 18/u Singles	Toby Timms (4)	2/6 6/4 11/9
Men's 18/u Doubles	Zac Lethlean/Issac Watson (1)	9/0
Women's 18/u Singles	Jessica Mason (2)	6/3 6/3
Women's 18/u Doubles	Sophie Drake/Danielle Higgins (2)	9/3
Mixed Doubles 18/u	Toby Timms/Sophie Drake (2)	9/4
Boys' 16/u Singles	Jordan Butts	10/4
Boys' 16/u Doubles	Tom Ennor/Aiden Sleep-Dalton (2)	9/8
Girls' 16/u Singles	Olivia Ryan (1)	10/4
Girls' 16/u Doubles	Rachel Lolait/Olivia Ryan (1)	9/3
Mixed Doubles 16/u	Tynan Haintz/Hannah Heath	9/4
Boys' 14/u Singles	Sam Oster (1)	10/5
Boys' 14/u Doubles	James Holgate/Sam Oster (1)	9/6
Girls' 14/u Singles	Samantha Huggett	10/8
Girls' 14/u Doubles	Jess McDonald/Seffi McDonald (1)	9/0
Mixed Doubles 14/u	James Holgate/Taylah Hayton	9/5
Boys' 12/u Singles	James O'Sullivan	10/4
Boys' 12/u Doubles	Josh McPhee/Billy Spicer (1)	9/8
Girls' 12/u Singles	Olivia Symons (2)	10/5
Girls' 12/u Doubles	Amy Stevens/Olivia Symons (2)	9/8
Mixed Doubles 12/u	Josh McPhee/Olivia Symons (1)	9/5

## Region by Region Final Points Standings

1	Barwon	247
2	Goulburn	164
3	Central Highlands	137
4	Loddon Campaspe	129
5	Mornington Peninsula	123
6	South West	119
7	Wimmera	94
8	East Gippsland	67
9	Northern Mallee	66
10	Central Gippsland	0 (DNP)
11	North East	0 (DNP)

## Cooke Shield for Most Improved Region

*Central Highlands*



## State Competitions

### 2013 Junior Pennant Grade Grand Final Results

#### Boys

12A	Bayside-Moorabbin	4-8-61	d	Berwick & District	2-5-45
12B	Bayside-Moorabbin	4-8-53	d	Barwon	2-6-48
12C	Berwick & District	5-9-61	d	Eastern Region	1-3-40
12D	Waverley Tennis	5-8-53	d	Berwick & District	1-2-21
14A	Eastern Region	3-6-52	d	North Eastern Junior	3-6-43
14B	Bayside-Moorabbin	5-8-59	d	Waverley Tennis	1-2-26
14C	North Suburban Junior	3-6-53	d	Barwon	3-6-49
14D	Bayside-Moorabbin	5-9-58	d	Waverley Tennis	1-3-32
16A	Peninsula	4-6-55	d	North Eastern Junior Black	2-4-47
16B	Waverley Tennis	4-7-48	d	Barwon	0-0-24
16C	Peninsula	3-7-55	d	North Suburban Junior	3-6-43

#### Girls

12A	Bayside-Moorabbin	5-9-57	d	North Suburban Junior	1-2-34
12B	North Suburban Junior	4-8-59	d	Bayside-Moorabbin	2-3-31
14A	Eastern Region	3-5-50	d	North Eastern Junior Black	3-5-43
14B	Waverley Tennis	4-7-59	d	Eastern Region	2-3-39
14C	Waverley Tennis	4-7-52	d	North Suburban Junior	2-6-44
16A	Barwon	6-10-64	d	Peninsula	0-0-9

#### Mixed

10A	Berwick & District	3-5-44	d	Bayside-Moorabbin	3-5-42
18A	Winner: Eastern Region Blue Runner Up: North Eastern Junior Red				

### 2013 Junior Pennant Players of the Year

	Winners	Association
Mixed 10A	Darcy Nicholls	Berwick & District
Boys 12A	David Qariaqus	North Suburban Junior
Girls 12A	Caitlin Davis	Bayside-Moorabbin
Boys 14A	Blake Watson	North Eastern Junior
Girls 14A	Serena Wang	Eastern Region Tennis
Boys 16A	Hamish McLeod	Peninsula
Girls 16A	Olivia Ryan	Barwon
Mixed 18A	Bianca Marasco	North Eastern Junior



## 2013 Pennant Grade Grand Final Results

### Men's Open

Grade 1	Dingley	4-11-93	d	Royal South Yarra No 1	4-9-89
Grade 2	Liston	7-14-87	d	Wonga Park	1-4-63
Grade 3	Notting Hill-Pinewood	4-10-73	d	Dingley	2-4-55
Grade 4	East Coburg	4-12-104	d	Overport Park	3-6-86
Grade 5	Macleod	4-111-96	d	Glen Iris Valley Rec	3-9-96
Grade 6	Mayfield Park	5-10-76	d	Gladstone Park	1-4-61
Grade 7	Cambridge	4-9-64	d	Banyule	1-2-30
Grade 8	East Coburg	4-9-57	d	Hoppers Crossing No 1	1-2-43
Grade 9	Aspendale	5-10-68	d	Monash Uni. No 2	1-2-37
Grade 10	Scoresby	4-10-86	d	Melbourne University	4-9-86
Grade 11	Manchester Heights	5-10-70	d	Dendy Park	1-3-41

### Men's Open Doubles

Grade 1	Kooyong Lawn	3-6-48	d	Warrandyte	0-2-39
Grade 2	Heatherdale	2-5-45	d	Kooyong Lawn	2-4-39
Grade 3	Mitcham	3-6-54	d	Glen Iris Valley Rec	1-4-49
Grade 4	Yarraville	2-6-64	d	Maccabi	2-5-61

### Men's Masters 50+ Doubles

A Grade	Grace Park Lawn	2-5-34	d	Kooyong Lawn No 2	0-0-12
B Grade	Grace Park Lawn	2-5-40	d	Kooyong Lawn No 2	2-3-29
C Grade	Centenary Park	3-6-44	d	Royal Park	1-2-31

### Women's Open

Grade 1	Delahey Recreation	5-10-70	d	Kooyong Lawn No 2	0-2-31
Grade 2	Kooyong Lawn No 2	4-10-79	d	Essendon	2-5-67
Grade 3	Heathmont	4-10-77	d	East Malvern	2-5-65
Grade 4	Royal South Yarra No 1	4-9-62	d	Tennis World	2-5-47
Grade 5	Langwarrin	5-12-87	d	Tennis World	3-6-70
Grade 6	Overport Park	5-10-73	d	Guy Turner Reserve	1-4-56

### Women's Open Doubles

Grade 1	Yarraville	3-7-57	d	Royal Park	0-3-47
---------	------------	--------	---	------------	--------

## 2013 Asia-Pacific Tennis League Results

### ATL - Victorian Conference Final, December 2013, Melbourne Park

Men's	Kooyong Classics	3-7-30	d	Dingley Dingoes	0-1-12
Women's	RSY Royals	3-7-41	d	Kooyong Classics	3-7-38

### ATL - National Playoffs, January 2014, Melbourne Park

Men's	3v4 playoff	Japan Phoenix	4-8-40	d	Kooyong Classics	2-6-32
Women's	Final	RSY Royals	4-8-37	d	Flagstaff Freighters	2-6-34

## 2014 Premier League Grand Final Results

### April 2014, Glen Iris Valley Recreation Club

Men's	Grace Park Lawn	3-7-70	d	Kooyong Lawn	2-5-57
Women's	Kooyong Lawn	4-8-67	d	MCC Tennis Section	2-6-66



## Player Of The Year Award

### 2013 Pennant Player Of The Year Award

#### Men's Open

	Winners	Club
Grade 1	Paul Ferguson	Scoresby
Grade 2	Luke Thwaites	Koonung Park
Grade 3	Sacha Vlamyck	Tennis World
Grade 4	Lynton Joseph	East Coburg
Grade 5	Matt Van Lith	Ferny Creek
Grade 6	Michael Lehane	Gladstone Park
Grade 7	Jason Paisley	Box Hill
Grade 8	Stephen Sharp	Glen Iris Valley Recreation
Grade 9	Mark Fisher	Aspendale
Grade 10	Tom O'Donnell	Beaumaris Lawn
Grade 11	Matthew Butler	Upper Beaconsfield

#### Men's Open Doubles

	Winners	Club
Grade 1	Cameron Maccoll	Warrandyte
Grade 2	Roger Forbes	Kooyong Lawn
Grade 3	Andrew Kirkby	Glen Iris Valley Recreation
Grade 4	Greg John	Yarraville

#### Men's Masters 50+ Doubles

	Winners	Club
Grade A	John Hammond	Grace Park Lawn
Grade B	Alan Fryday	Grace Park Lawn
Grade C	Ken Dibble	Centenary Park

#### Women's Open

	Winners	Club
Grade 1	Masa Jovanovic	Delahey Recreation
Grade 2	Madeline Skaras	Glen Iris Valley Recreation
Grade 3	Annabel Jaskiewicz	Dendy Park
Grade 4	Diana Martens	Tennis World
Grade 5	Stacey Southern	Tennis World
Grade 6	Zoey Dellios	Overport Park

#### Women's Open Doubles

	Winners	Club
Grade 1	Elizabeth Round	Yarraville

## Kevin Howard Award

Best performing Men's Masters 50+ Doubles team

### Grace Park Lawn Tennis Club - Grade A

Colin Davis (Captain)	
Barry Schmidt	Kevin Gill
Terry Stone	Rowan McIntosh
John Hammond	Stephen Myers
Russell Barlow	Sadeck Omarjee

## 2013 Asia-Pacific Tennis League Victorian Conference

	Winners	Club
Men's	James Lemke	Kooyong Classics
Women's	Tammi Patterson	RSY Royals

## 2014 Premier League

	Winners	Club
Men's	James Lemke	Grace Park Lawn
Women's	Molly Polak	Kooyong Lawn



# Supporters

## Major Supporters

---



## Official Partners

---



Official Tennis Ball  
of Tennis Victoria




Official Trophy Supplier  
of Tennis Victoria



## Partnerships and Industry Support

---





**Tennis Victoria**

AAMI Park  
Olympic Boulevard  
Melbourne, Victoria 3001

Locked Bag 6001  
Richmond, Victoria 3121

**T** (03) 8420 8420

**F** (03) 8420 8499

tvreception@tennis.com.au

*tennis.com.au/vic*

 [facebook.com/tennisvic](https://facebook.com/tennisvic)

 [tennisvic](https://instagram.com/tennisvic)

 [@tennis\\_vic](https://twitter.com/tennis_vic)