

TENNIS WEST 2018/19

ANNUAL REPORT





CONTENTS

ABOUT US	1
PRESIDENT & CEO REPORT	2
MESSAGE FROM TENNIS AUSTRALIA CEO	5
MEMBERSHIP & CLUBS	6
AFFILIATED CLUBS	6
TENNIS WEST TEAM	8
PARTICIPATION	9
Clubs	11
Schools	12
Programs and Events	14
COACH DEVELOPMENT	20
PLACES TO PLAY	22
WA TENNIS LEAGUE	25
WA TOURNAMENTS	27
TENNIS OFFICIATING - WA	29
WA PLAYER HIGHLIGHTS	30
NATIONAL ACADEMY	32
STATE ACADEMY	37
TALENT DEVELOPMENT	38
MARKETING & COMMUNITY ENGAGEMENT	40
WOMEN IN TENNIS REPORT	44
FINANCIAL STATEMENTS	46
Statement of Profit or Loss & Other Comprehensive Income	47
Statement of Financial Position	48
Statement of Changes in Equity	49
Statement of Cash Flows	50
Notes to the Financial Statements	51
Statement by the Directors	64
Independent Auditor's Report	65
SPONSORS	67





Who are we? We are you!

65,621 TOTAL REGISTERED PLAYERS

19,536 TOTAL CLUB MEMBERS

68 METRO CLUBS
112 REGIONAL CLUBS
180 TOTAL AFFILIATED CLUBS & CENTRES

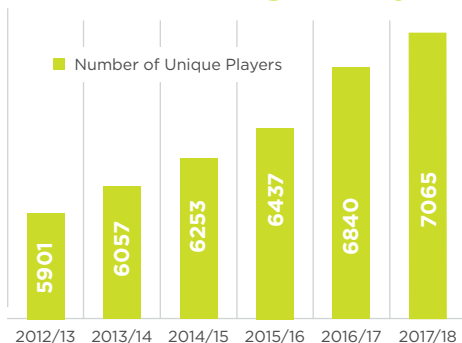
268 COACH MEMBERS
36 STAFF MEMBERS
8 PARTICIPATION TEAM MEMBERS

8 RED BALL GALA COMPETITIONS
360 PARTNER & PLAY SCHOOLS

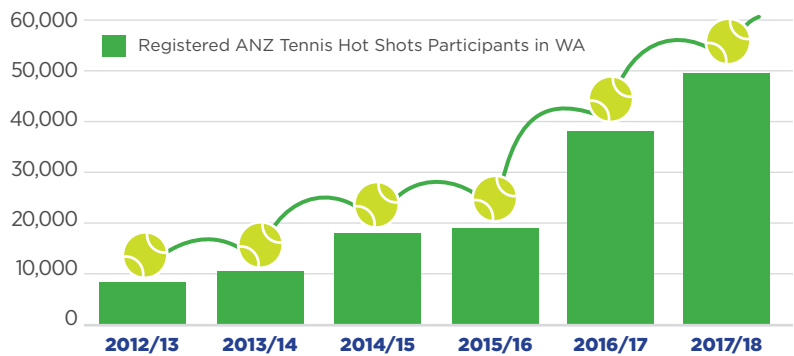
Performance

8 NATIONAL CHAMPIONS
17 JUNIOR NATIONAL SINGLES QUARTER FINALISTS OR BETTER ACROSS THE AUSTRALIAN JUNIOR CHAMPIONSHIPS
1 JUNIOR WORLD TEAMS CHAMPIONSHIPS REPRESENTATIVE
7 AUSTRALIAN REPRESENTATIVE TOUR SELECTIONS
7 PLAYERS WITH ATP/WTA WORLD RANKINGS

WA Tennis League Players



ANZ Tennis Hot Shots Participants



49,871 TOTAL HOT SHOTS PARTICIPANTS

44,892 ANZ TENNIS HOT SHOTS SCHOOL PARTICIPANTS

4,979 ANZ TENNIS HOT SHOTS CLUB PARTICIPANTS

1 STRATEGIC FACILITIES PLAN

28 COMPLETED OPERATIONAL HEALTH CHECKS

ESTIMATED 3,000 VOLUNTEERS

16 BOOK A COURT VENUES

1,564 UNIQUE BOOK A COURT PLAYERS

\$6.4 MILLION INVESTED IN NEW & UPGRADED TENNIS FACILITIES

TENNIS WEST LEAGUE 66 CLUBS

TENNIS WEST JUNIOR LEAGUE 48 CLUBS

TENNIS WEST ANZ TENNIS HOT SHOTS LEAGUE 39 VENUES

\$67k+

INVESTED IN WA CLUBS THROUGH THE NATIONAL COURT REBATE SCHEME

9000+ UNIQUE COMPETITION PLAYERS

30 UNIQUE TENNIS LEAGUES

2,622 ACTIVE TOURNAMENT PLAYERS

60+ SANCTIONED TOURNAMENTS & EVENTS

Mastercard Hopman Cup 2019

110,364 ATTENDED MASTERCARD HOPMAN CUP 2018, THE LARGEST ATTENDANCE IN THE EVENT'S HISTORY

14,064 ATTENDED THE SWITZERLAND V USA SESSION - THE HIGHEST ATTENDANCE RECORD FOR A HOPMAN CUP FINAL

217 COUNTRIES AND **17** DIFFERENT BROADCAST PARTNERS BROADCASTED MASTERCARD HOPMAN CUP 2018

80+ PRINT, RADIO AND BROADCAST MEDIA PROVIDED EXTENSIVE MEDIA COVERAGE OF THE EVENT TO MEDIA OUTLETS AROUND AUSTRALIA AND WORLDWIDE

33,896 TWITTER FOLLOWERS

50,054 FACEBOOK FOLLOWERS

39,600 INSTAGRAM FOLLOWERS

ABOUT US

Tennis West is Western Australia's governing body for tennis, and manages all aspects of the sport, from elite player development to growing participation within the affiliated club network and community.

Tennis West is headquartered at the State Tennis Centre on the Burswood Peninsula, with affiliated bodies located as far north as Kununurra, south as Albany and as far inland as Kalgoorlie.



VISION

For tennis to be Western Australia's Leading Sport



MISSION

To serve up a great tennis experience for all



TEAM VALUES

Excellence, Loyalty, Humility & Teamwork

TENNIS WEST STRATEGIC PLAN 2016 - 2020

The Tennis West Strategic Plan 2016 - 2020 has been developed with the needs of the tennis industry front of mind and in consultation with a broad group of tennis stakeholders. The plan is aligned to the strategic direction of Tennis Australia taking into consideration the unique aspects of the tennis landscape in Western Australia.

The plan identifies and focuses on six key objectives:

PLACES TO PLAY (P2P)

PARTICIPATION

COACHES

PERFORMANCE

TOURNAMENTS & COMPETITIONS

HOPMAN CUP

Our key strategic priorities are the redevelopment of the State Tennis Centre, developing and implementing the Facility and Management Master Plan, Accessibility and 'Champions We Can be Proud of'. All of this is to be underpinned by good governance, innovation, having good relations with government and working to have everyone in the sport have a quality experience.

Tennis West looks to deliver on all strategic priorities alongside partners, sponsors, government agencies and volunteers; all of whom continue to support and ensure the delivery of tennis in Western Australia.

ORGANISATIONAL STRUCTURE

Tennis West Board of Directors

The Tennis West Board of Directors consists of the President and Vice-President plus five persons elected by the Members. The Board is also entitled to appoint up to two persons for their particular skills as determined by the Board when required for a specific period of time.

Tennis West Staff

The Chief Executive Officer is appointed by the Board to oversee the operations of the Association.

Tennis West has a passionate, driven team of 37 full time, part time and casual staff members who embrace our core values of Excellence, Loyalty, Teamwork & Humility.

PRESIDENT AND CEO REPORT



It has been an exciting year for Tennis West across all functions of the organisation—from in the office, to out at clubs as well as on the court with the State's up and coming players. The focus in the Board Room has been to continue to improve the standard of Governance across the sport in WA and to future proof the organisation across all clubs. This has seen a new, modern Constitution that will enable the Board to operate in a more professional manner and elect the President. In addition, the Board has rolled out a new Affiliation model where the majority of clubs will pay a reduced fee to Tennis West.

The Tennis West team continues to place an emphasis on customer service, working closely with all stakeholders to promote, grow and improve the game. The focus is important with the transition into Tennis' new Participation Delivery model. After consultation and independent research, Tennis Australia has mapped out a new delivery model that sees the country divided into "regions" depending on population, tennis facility numbers as well as school numbers. This model sees WA broken into four regions; North (Regional), South (Regional), Metro North and Metro South. To ensure the correct servicing of each of the regions, additional staff and additional offices will continue to be established. This is an extremely exciting development for tennis in WA as for the first time, the sport moves outside of Perth with full-time staff based in regional areas.

The relationship between Tennis West and Tennis Seniors WA (TSWA) is strengthening after the successful running of the State Championships and ITF events last year. Tennis West will again partner with TSWA to support the delivery of the State Titles in addition to supporting the delivery of the National Titles being held in Busselton and Bunbury in January 2020. This partnership will continue to grow over the next twelve months with the development of an MoU between the two organisations to increase the operational assistance from Tennis West whilst allowing the TSWA to support and influence more activities for 35+ tennis players.

Tennis West has again produced a surplus for the financial year. This figure has been inflated by infrastructure grants plus the compensations payment received for giving up land as part of the stadium build. The organisation is in a strong

financial position and continues to be managed in a prudent manner. This has allowed the Board to invest more back to the clubs through programs as well as reducing Affiliation income.

In the coming months Tennis West will embark on consultation with stakeholders to develop a new Strategic Plan that will focus efforts over the next five years. The current Strategic Plan identifies six key objectives: Places to Play (P2P), Participation, Coaches, Performance, Tournaments & Competitions and the Mastercard Hopman Cup. A summary of activities is as follows:

KEY OBJECTIVE ONE: PLACES TO PLAY

Grow the number of great clubs that are sustainable via effective management models

Tennis West is extremely proud of the efforts of the Places To Play Team who have provided a great deal of assistance to clubs through grant applications, facility improvement advice, local government relations as well as general facility management help. The Book A Court program continues to be rolled out at clubs with 5 additional facilities set to join the existing 18 venues across WA. This program has seen over 2,000 non-member bookings at these clubs. Tennis West strongly support clubs having a system that allows players to book and pay for court hire online and this will continue to be a focus over the next 12 months.

The Federal Government through SportAus launched a significant infrastructure program inviting applications from sporting clubs for funding to improve facilities. This was a great opportunity for the Tennis West team to support clubs in their application to secure funding. 12 WA Tennis Clubs received funding totaling \$1.6M for projects such as court conversions, lighting as well as clubhouse improvements.



KEY OBJECTIVE TWO: PARTICIPATION

More people have a positive experience in tennis more often

Tennis Australia set an ambitious target of reaching 1 Million connected Australians by 2020 and with the increased investment in this space and the hard work of all staff, partner schools, coaches and clubs the target was achieved a year early; an amazing effort.

This number in WA is made up of school program participants, club members, Hot Shots participants and court hirers through the Book A Court system. Trends show traditional membership numbers starting to decline slightly across all clubs however this number is more than covered by players who are now playing casually through court bookings. It will be important moving into the future that clubs offer programs and opportunities that embrace the shift in tennis playing.

The National Schools Partnership Program continues to drive participation. With an additional resource in this space, there was an observed growth to 334 partner schools and 52,142 participants. In addition, the participation team have begun partnering with secondary schools, with the most important part of this program in the linking of these players to coaching programs and then through to clubs

KEY OBJECTIVE THREE: COACHES

To develop quality coaches and deliverers who drive participation and performance in tennis

The number of qualified Tennis Australia Coach Members in WA continues to stand strong at 250. The quality of professional development workshops, community coaching and foundation coaching courses ensures tennis continues to be delivered by professional and qualified coaches.

Of particular note was the targeted delivery of the Presidents All Female Community Coaching course and the "Top Operators" course which brought together WA's top performing coaches to collaborate on the future space of professional coaching in WA.

KEY OBJECTIVE FOUR: PERFORMANCE

Deliver a world class athlete development pathway

The performance of WA athletes this year has no doubt been the highlight with so many successes across all age groups both individually and as teams.

The states U11 boys' team, as well as the U13 girls' team both won the National Championships titles. The emergence of Talia Gibson took hold at the December Showdown where she won the girls 14/U Australian Championships and was a finalist in the National 14/U Claycourt Championships. Talia also recorded some impressive results on the Junior ITF circuit. In a double win for WA athletes Derek Pham claimed the boys 14/U Australian Championships.

Tristan Schoolkate continues to enjoy success on the junior stage in what is his final year on this tour. A highlight no doubt was playing in each of the 2019 junior Grand Slam events. Tristan has proven himself as one of the top juniors in Australia proving himself as one to watch as he transitions onto the ATP Tour in the coming months.

In the pro circuit space the rise of Astra Sharma took hold as she made the transition from US College onto the WTA Tour with ease. Astra's performance across 2018/2019 has seen her rise through the rankings to be currently placed inside the Top 100 women in the world. Astra is a model athlete with a great attitude, great work ethic and one who consistently demonstrates the Academy values of compete, commit, respect.

KEY OBJECTIVE FIVE: TOURNAMENTS & COMPETITIONS

Provide quality and innovative competitions and tournaments

Tennis West continues to see shifts in the way players "consume" the sport of tennis and this is most evident through the Leagues competition. Regular player survey's and forums ensures clubs are supported in delivering competitions that suit the needs of all players. This has seen the addition of a number of new formats and competitions as well as changes to times and days of others. As players become more time poor and limited in their dedication to regular tennis, observed has been a trend for team nominations to include larger numbers to facilitate the need for a greater reserve lists.

Affiliated clubs continue to advise that Leagues competitions are one of the key benefits of affiliation. Other State are constantly reviewing Tennis West practices so as to try and replicate the successful structure that is regarded as the best in the country. These Leagues are administered across Metropolitan Perth by a dedicated group of club volunteers who work tirelessly to organize teams, remind players of rules and fixtures and report back into League Headquarters. Their work cannot be, and is not, underestimated by Tennis West.

The extensive tournament calendar provides many opportunities for players of all levels, from entry level events through to the Pro Tour events to be involved. It is vital to provide these tournaments so all WA players have competitive matches as they aim to improve their ranking as well as gain valuable match practice. Having a strong calendar also reduces the financial impact on player's families who often have to travel interstate to play events. Tennis West has been campaigning hard to host major junior events and it is pleasing that Tennis Australia has awarded WA the rights to host the National 12/U and 14/U Grasscourt Championships in 2019. The event will be held at Cottesloe Tennis Club.

PRESIDENT AND CEO REPORT

KEY OBJECTIVE SIX: MASTERCARD HOPMAN CUP

A world class event that drives passion for the sport

What an amazing end to the Hopman Cup. It all came down to a sudden death point in the final between Switzerland and Germany with Switzerland claiming victory. Seeing Roger Federer and Belinda Bencic win back to back titles is exactly what the record 110,364 attendees wanted to see.

The Hopman Cup event will be replaced on the calendar here in Perth by the ATP Cup, a new men's teams' event that will bring the best male players to Perth, Sydney and Brisbane to represent their country and play for US\$15M in prizemoney and 750 valuable ranking points.

Whilst it is sad to see the unique format of Hopman Cup end Tennis West is excited at being a part of hosting the biggest men's event outside of Grand Slams. Tennis West is also eager to welcome some of the superstars of the game who have not been to Perth before. The objectives of bringing world class tennis events to Perth doesn't change and Tennis West will continue to focus on leveraging these events to promote the game and drive more people to pick up tennis racquets.

STRATEGIC PRIORITY: THE STATE TENNIS CENTRE

This continues to be the number one priority of the Board and CEO, getting a resolution and clear way forward with the State Tennis Centre. During the year there was hope for a viable option with a High Performance Centre being proposed for the current Robertson Park site. Unfortunately the local residents of Robertson Park vocally opposed the proposal and as a result the Council withdrew their support. This has left Tennis West focused on remaining at the current Burswood site. The challenge ahead is in gaining support from the State Government with the cost for a redeveloped facility on the current site in the vicinity of \$55M. The Board and CEO continue to work with Tennis Australia, the State Government as well as the Federal Government in securing a viable solution.

THANKS

With increased investment in Participation, directly through the Member Associations, there is continued support of Tennis Australia's strategic plan to strengthen a close working relationship with the team right through to the President. Tennis Australia's shared services of Finance, Legal, HR, IT and Integrity assist Tennis West locally on a daily occurrence and this model is the envy of all sports across Australia. Tennis Australia CEO Craig Tiley and his management team are doing a wonderful job and the Tennis West team looks forward to supporting them in the continued growth of tennis.

To all of the dedicated volunteers at tennis clubs around WA, the Tennis West team thanks you for your contribution to tennis. The team are all very aware of the difficulties in finding new volunteers to assist in the running of clubs and appreciate that all too often it is left to a few to undertake this work load. It is pleasing to note the growing number of clubs who are looking at employing part time administrators to manage some aspects of the club and Tennis West will continue to work with clubs on growing this initiative.

We would once again like to highlight the commitment of our Tennis Officials. Officiating is often a thankless role but is crucial to ensure all of our Tournaments and Competitions.

Tennis West continues to be supported by loyal partners whose support enables the team to operate and service the entire State. These partners include the State Government, through the Department of Sport, Recreation, Local Government and Communities, Healthway, the D'Arcy Slater Foundation and CBH. The Women in Tennis Committee, led by Trish Ross, continues to dedicate their time to undertake activities to raise funds that provides fantastic support for young female players, assisting them to train and travel more extensively.

The Tennis West Board welcomed four new Board Members this year and each of them has settled in well to ensure the Board acts in a cohesive and supporting manner. All members should have confidence in the skills and knowledge around the Board table. The Tennis West Board ensures a well governed organisation that has clear strategic objectives with Board members willing to dedicate their time to ensuring the organisation is operating in the best manner to achieve them.

To the growing Tennis West staff, who are extremely dedicated and give so much to grow the sport of tennis in Western Australia - thank you. Visitors to the office often comment on the culture of fun, collaboration and "one team" behavior. Whether employed by Tennis Australia or Tennis West, all staff are committed to serving all stakeholders here in WA to the highest standard. With the office expanding to include regional staff based out of Geraldton and Busselton and WA juniors continuing to develop and represent themselves and their State with success, the future is bright for tennis in Western Australia.

Wayne Firms

President

Michael Roberts

Chief Executive Officer |
General Manager ATP Cup

MESSAGE FROM TENNIS AUSTRALIA CEO



A MOMENTOUS YEAR

As we reflect on the past 12 months in Australian tennis, it is Queensland's Ash Barty who is on top of the world. Her victory at Roland Garros was achieved with not only class, humility and by being true to herself but also by honouring her talent, her family and her team.

For all of us involved in the sport, it was incredibly heartening to see such a wonderful athlete and role model fulfil her dream of becoming a Grand Slam singles champion and the latest world No.1. Her ascension to the top of the singles rankings began when she captured the doubles title at the US Open with American CoCo Vandeweghe, the WTA Elite Trophy in Zhuhai and shared the Newcombe Medal with Alex de Minaur – the highest honour in Australian tennis.

Ash was not the only athlete achieving great heights. Victoria's Dylan Alcott continues to make history in wheelchair quads taking to the grass at Wimbledon for the first time in doubles, capturing his second US Open crown, returning to world No.1, winning his fifth consecutive Australian Open title and taking the inaugural singles title in Paris. He continues to be an inspiration and an incredible ambassador for our country and our sport.

The past year was filled with many on-court triumphs by our Aussie players in front of a home-crowd. Alex de Minaur's maiden ATP singles title at the Sydney International, Sam Stosur's doubles crown at the Australian Open, the largest contingent of Aussies competing in the singles main draw since Australian Open 2000, the Davis Cup team qualifying in Adelaide for the new-look finals format later this year and our Fed Cup team's 3-2 victory over Belarus in Brisbane sending Australia to the final for the first time in 26 years. Eyes around the country will be glued to Perth in November to watch our Aussie team, captained by Alicia Molik, take on France for a shot to regain the cup 45 years since our last one.

Our pride in the many unparalleled milestones of another memorable year in tennis is surpassed only by our passion to build on them in the future.

A NEW ERA IN AUSTRALIAN TENNIS

Our major focus for the past year has been increasing resources on the ground through greater investment into regional development via our Member Associations. This has led to the creation of more than 50 new jobs across the country to deliver tennis to the next generation and attract more adults back to the sport through social play.

We all know that being able to hold world-class events with more opportunities for the top players to start their season here in Australia is one of the most important factors in inspiring future generations to the sport.

With this in mind we've completely reinvented the summer and next January will be the biggest launch of the global tennis calendar with the introduction of a brand new men's teams event, the ATP Cup in Brisbane, Perth and Sydney, the new combined men's and women's Adelaide International and improved women's events in Hobart and Brisbane.

All of this leading into the pinnacle event on our calendar, the Australian Open, and with it the rollout of our new Australian tennis strategy. We have some big ambitions to grow our sport even further over the next five years as well as introduce a women's teams event to the summer line-up. It's because of our team's hard work over the past decade that we are in such a strong position to do this.

The dedication and professionalism shown by each member of our tennis community from players, coaches, volunteers, officials, administrators and fans is nothing short of phenomenal. As we continue to invest in our sport and grow the game we all love, the commitment and cooperation you demonstrate is what allows us to build on our success.

We look forward to another momentous year ahead.

Craig Tiley

Chief Executive Officer | Tennis Australia



MEMBERSHIP & CLUBS

MEMBERSHIP DETAILS

	2018/19	2017/18	2016/17	2015/16
Metro Clubs	68	67	68	66
Country Clubs	112	112	113	118
Affiliated Associations	1	1	1	1
Total Affiliates	181	180	182	185
Metro Members	11,979	13,230	13,856	13,460
Country Members	6,142	6,306	6,368	6,395
Total Members	18,453	19,536	20,224	19,855

Figures current at 30/06/2019

AFFILIATED CLUBS

Tennis West is Western Australia's governing body for tennis, Tennis West is the governing body of tennis in Western Australia. We promote and facilitate participation in tennis at all levels, and conduct state, national and international tournaments.

2018-2019 METROPOLITAN AFFILIATES

Alexander Park	Hensman Park	Ocean Ridge
Allen Park	Higgins Park	Onslow Park
Applecross	Kalamunda	Parkwood
Armadale	Kardinya	Peppermint Grove
Bassendean	Kelmscott	Range View Park
Bayswater	Kingsley	Reabold
Belmont Park	Kwinana	Robertson Park
Blue Gum Park	Leederville	Rockingham
Bullcreek	Lesmurdie	Roleystone
City Beach	Loton Park	Royal Kings Park
Claremont	Maida Vale	Safety Bay
Cockburn	Manning	Scarborough
Corinthian Park	Maylands	Sorrento
Cottesloe	Melville Palmyra	South Perth
Daglish	Midland	Tennis Seniors WA
Dalkeith	Mosman Park	The Vines
Darlington	Mount Helena	Thornlie
East Fremantle	Mt Lawley	UWA
Floreat Park	Mundaring	Wanneroo
Forrestfield	Nedlands	Wembley Downs
Fremantle	Nollamara	Willetton
Glen Forrest	North Beach	
Gosnells Memorial Park	North Perth	
Greenwood	North Shore	

2018-2019 COUNTRY AFFILIATES

Central Districts Zone

Beverley
Cadoux
Cunderdin
Dowerin
Koorda
Meckering
Merredin Districts
Merredin Railways
Northam
Nungarin
Quairading
Trayning
Wamenusking
Wyalkatchem
York

Eastern Districts Zone

Bruce Rock
Corrigin
Hyden
Kondinin
Kulin
Moorine Rock
Mount Walker
Narembeen
Southern Cross

Gascoyne Zone

Carnarvon
Exmouth

Goldfields Zone

Goldfields

Great Southern Zone

Gnowangerup
Holt Rock
Katanning
Kojonup
Kukerin
Newdegate
Tambellup
Tarin Rock

Kimberley Zone

Broome
Kununurra

Lower Great Southern Zone

Bremer Bay
Denmark
Emu Point
Kendenup
Lawley Park
Merrifield Park
Mt Barker
Napier
South Coast
Tingledale

Midwest Tennis Zone

Binnu
Chapman Valley
Dongara
Geraldton
Kalbarri
Mullewa
Spalding Park
Tarcoola Park
Walkaway
Yuna

Moore Districts Zone

Badgingarra
Dandaragan
Gingin
Goomalling
Jurien Bay
Kalannie
Konnongorring
Miling
Moora District
Toodyay
Wannamal
Wongan Hills
Yerecoin

North Midlands Zone

Carnamah
Coorow
Eneabba
Mingenew
Morawa

Peel Zone

Mandurah
Singleton-Golden Bay
South Mandurah

Pilbara Zone

Dampier
Karratha
Paraburdoo
Port Hedland
Tom Price

South Coast Zone

Esperance
Ravensthorpe

South West Zone

Australind
Boyup Brook
Bridgetown
Brunswick
Bunbury
Busselton
Cowaramup
Dardanup
Donnybrook
Dunsborough
Gracetown
Harvey
Manjimup
Margaret River

Upper Great Southern Zone

Boddington
Brookton
Cuballing
Dudinin
Dumbleyung
Highbury
Narrogin
Pingelly
Toolibin
Wagin
Wickepin
Williams
Yealering

TENNIS WEST TEAM

TENNIS WEST BOARD

Wayne Firms (President)

Jan Truscott (Vice President com. May 2019)

Warren Harding (Vice President res. Dec 2018)

Ray Collins

Ian Meares

Rod Van (com. October 2018)

Brett Patten (com. October 2018)

Kate McNamara (com. February 2019)

Kirstie Davis (com. February 2019)

Bill Price (res. October 2018)

Karen Jessop (res. October 2018)

Carl Black (res. October 2018)

Narelle Finch (res. October 2018)

CHIEF EXECUTIVE OFFICER & HOPMAN CUP GENERAL MANAGER

Michael Roberts

PARTICIPATION

PARTICIPATION MANAGER

Brooke Koenig

PROGRAM PATHWAY LEADER

Ardian Fazliu (com. Apr 2018)

PARTICIPATION LEADERS

Paul Oldfield

Brett Marshall (res. February 2019)

Kay-Leigh Nicholas

PROJECT LEADER CLUB & INCLUSIONS

Paula Gates (com. July 2018)

PLACES TO PLAY MANAGER

Graeme Hall

PLACES TO PLAY COORDINATOR

Lauren Costa (res. June 2019)

COACH DEVELOPMENT COORDINATOR

Rob Kennedy

COACH DEVELOPMENT ADMINISTRATIVE ASSISTANT

Courtney Haynes

COACH RESOURCES PROJECT MANAGER

Christina Ladyman

SCHOOLS DEVELOPMENT COORDINATOR

Jason Marrable

Jenna Sparkes (com. August 2018; mat. leave December 2018)

Charlotte King (com. December 2018)

MARKETING, MEDIA & EVENTS

MARKETING & COMMUNITY ENGAGEMENT MANAGER

Elle Mazza

Ms Lucy Hodsdon (res. July 2018)

MEDIA & PR COORDINATOR

Emilie Jones (com. January 2019)

TOURNAMENTS & COMPETITIONS

TOURNAMENTS & COMPETITIONS MANAGER

Loretta Hughes

TOURNAMENTS & COMPETITIONS COORDINATORS

Deanne Maloney

Christopher Crosby (com. November 2018)

Joel Goodwin (res. September 2018)

COMPETITIONS COORDINATOR

Suzanne Kingston

OFFICIATING COORDINATOR

Jill Sheridan

COMPETITIONS OPERATIONS COORDINATOR

Joel Goodwin (com. October 2018)

PLAYER DEVELOPMENT

NATIONAL ACADEMY HEAD COACH

Andrew Roberts

NATIONAL ACADEMY MANAGER

Tom George

TALENT DEVELOPMENT MANAGER

Damien Ward

PHYSICAL PERFORMANCE COACH

Len Cannell

PHD STUDENT - STRENGTH & CONDITIONING

Brandon Giles

TENNIS BUSINESS

BUSINESS SERVICES COORDINATOR

Nola Fenner

FUNCTIONS COORDINATOR

Kira Duckworth

STATE TENNIS CENTRE RECEPTION

Sharon Lampard

Shelley Pascoe

CUSTOMER SERVICE OFFICERS

Anthony Gemaol

Amie Gillies

Imelda Loviyanti (com. June 2019)

Paige Miller (com. June 2019)

Isabelle Ramos (com. May 2019)

Mitch Scally (com. August 2018)

Joshua Scanlon (com. June 2019)

Sarah Wignall (com. June 2019)

Alex Baxter (res. September 2018)

Amanda Jones (res. November 2018)

HOPMAN CUP

MARKETING & SOCIAL MEDIA EXECUTIVE

Megan Hough

PARTNERSHIPS - HOPMAN CUP

Hannah Pearce

COMMERCIAL COORDINATOR

Paula Gates (res. July 2018)

PROMOTIONS & EVENTS COORDINATOR

Olwen Dawson (res. April 2019)

TENNIS WEST COMMITTEES

FINANCE, AUDIT & INVESTMENT COMMITTEE

Rod Van (Chair) (com. November 2018)

Bill Price (Chair) (res. October 2018)

Ian Meares

Tim Sullivan

Nola Fenner

Michael Roberts

NOMINATIONS COMMITTEE

Jacqui Jashari (Chair) (com. Nov 2018)

Warren Harding (Chair) (res. Nov 2018)

Grant Vernon

Brett Patten (com. November 2018)

Kate McNamara (com. March 2019)

Carl Black (res. October 2018)

GOVERNANCE AND RISK COMMITTEE

Jan Truscott (Chair) (com. Oct 2018)

Wayne Firms (Chair) (res. Oct 2018)

Kirstie Davis (com. March 2019)

Karen Jessop (res. October 2018)

Graeme Hall

Michael Roberts

COMPETITIONS COMMITTEE

Loretta Hughes

Deanne Maloney

Sue Kingston

Ken Brown

Ken MacIntosh

Neil Dembo

Tim Wood

Bob Stevenson

AWARDS COMMITTEE

Ray Collins

Ken Brown

Annette Livesey

Sue Taylor

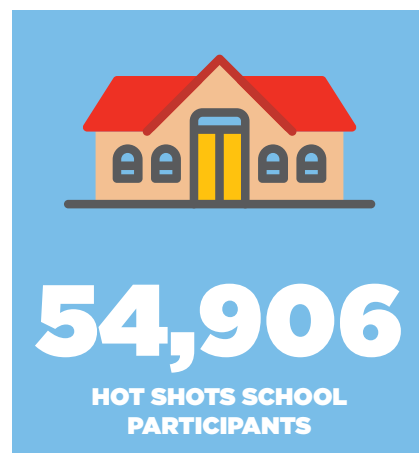
Elle Mazza

PARTICIPATION



PROMOTING AND ENCOURAGING TENNIS PARTICIPATION

A key focus of the Tennis West Strategic Plan 2016-2020 is to increase participation and provide a positive experience in tennis more often. As such, the Participation Team have continued to engage, influence, support, educate and develop relationships with key stakeholders, including club volunteers, administrators, coaches, local councils, teachers and schools to deliver on our strategic priorities across 2019/2020.



Figures current at 30/06/2019

PARTICIPATION OVERVIEW

PARTICIPATION HAVE FOCUSED ON FOUR STRATEGIC PRIORITIES

- » Introduce kids to tennis through ANZ Tennis Hot Shots at clubs, schools & the community.
- » Increase participation and inspire the next generation of players, fans and volunteers.
- » Remove the barriers to tennis, focusing on: ease of access, inclusive opportunities & connecting clubs & communities.
- » Engage, influence, support, train, educate and develop key relationships with clubs to drive participation.

The Participation Team has refined its focus on influencing clubs to evolve and change as sporting clubs so as to provide greater access to the club through:

- » More flexible playing options including online court bookings
- » Online membership renewals.
- » Collaboration with the coach to transition coaching participants into club activity
- » Diversifying revenue streams to ensure club sustainability

A steady growth in uptake of the National Schools Programs and an increased number of Red Ball competitions held at schools and local clubs has been observed. With an emphasis placed on transitioning students from the school to the local affiliated club network; schools, teachers, coaches, clubs and their volunteers are better collaborating on all levels. Tennis West is recognised as a leader across the country in the delivery of Professional Development to pre service teachers at Western Australian universities.

MEASURE	2018/2019	2017/2018
Club Members (as nominated by club)	18,453	19,536
Total Registered Club Members (My Tennis)	12,402	14,149
Hot Shots Club Participants	7,522	4,979
Hot Shots School Participants	54,906	44,892
Hot Shots Deliverers	59	67
NSPP Schools (primary & secondary)	363	360
Payment Gateway/Online Registrations - Clubs	68	65
Club Check Ins	217	172

Figures current at 30/06/2019

AFFILIATION

In 2018/19 there were 181 clubs and associations affiliated with Tennis West (68 metropolitan and 112 country), which was a net increase of one affiliate compared to the previous year.

Whilst a small number of tennis clubs chose not to re-affiliate with Tennis West in 2018/19, Tennis West welcomed four new affiliates this year – Port Hedland, Ravensthorpe, Mahogany Creek and The Vines.

Tennis West works with Regional Development Administrators (RDAs) who assist in the promotion and coordination of tennis in regional Western Australia. In 2018/19, the RDA's were: Natalie Ashworth (Central Districts), Davina Biglin (Eastern Districts), Rachel Plowman (Great Southern), Jackie Brennan (Lower Great Southern), Janniel Harris (Midwest), Carmen Stanley (Moore Districts), Carina McMillan (South West), Kellie Steere (Upper Great Southern) and Hellene McTaggart (North Midlands).

AFFILIATION REFORM

Over the past 12 months Tennis West reviewed its Affiliation Fee structure. With consideration for the needs of clubs, benefits on offer, and models used across Australia both within Tennis and externally, a more consistent and transparent model was endorsed by the Board for implementation in the 2019/2020 year.

The new model sets a "Per Court" fee structure which provides a flat fee based on the number of existing courts at a venue. To ensure a smooth transition and reduce the impact of the change, the new Affiliation Fee Structure will be phased in over four years.

This model looks to responsibly align participation numbers (members, coaching participants and casual users) to the number of courts at each club, contributing to the sustainability of the venue. The new model also aims to inform Tennis West with future strategic planning regarding the number, type and scale of facilities and tennis venues.

The Tennis West participation team has been, and continues to work closely, with our portfolio of clubs in support of implementing the new model in ensuring a smooth transition to the new fee structure.



PARTICIPATION

SCHOOLS



334

NSPP SCHOOLS

28

SECONDARY PARTNERS

52,142

HOT SHOTS SCHOOL PARTICIPANTS

11

RED BALL GALA DAYS

3,057

RACQUET GIVEAWAYS

Figures current at 30/06/2019

NATIONAL SCHOOL PARTNERSHIP & PLAY PROGRAMS

Developed by Tennis Australia, the National Schools Partnership and Play program aims to promote ongoing tennis delivery and tennis culture within WA schools. Aligned with the Australian Sporting Schools initiative, the programs assist schools with the delivery of tennis within the schools PE curriculum. Allocated funding from the Australian Sporting Schools initiative assists with the cost of ANZ Tennis Hot Shots equipment packs, the engagement of a qualified coach, additional equipment, student transport, facility upgrades, sport-related professional development and program administration costs. As recognised partnership schools, schools are provided additional benefits including Tennis Australia professional development opportunities, online resources, equipment replenishment and ongoing support from the Tennis West School Development Coordinators.

NATIONAL SCHOOL PARTNERSHIP & PLAY PROGRAMS SNAPSHOT

- » 54 additional partner schools
- » 11 additional Tennis Australia Play Program schools
- » 194 schools ran tennis through ASC Sporting Schools initiative
- » 7,250 additional school participants
- » 52,142 total school participants
- » 13 additional Tennis for Secondary Schools programs
- » 28 total Tennis for Secondary Schools programs
- » 6 Tennis for Secondary Schools workshops involving 64 teachers and 7 schools
- » 4 Tennis for Primary Schools workshops involving 21 teachers and 14 schools
- » 11 pre service teacher workshops delivered at Edith Cowan, Murdoch and Notre Dame Universities

RED BALL INTERSCHOOL COMPETITION AND SCHOOLS HOPMAN CUP

Red Ball Interschool Competitions provide students the opportunity to play in representative school teams with the experience of team match play. The competitions assist in highlighting tennis pathways beyond school by exposing students to local tennis clubs and Tennis Australia Coach Members.

RED BALL INTERSCHOOL COMPETITION SNAPSHOT

- » 10 interschool competitions
- » 1 intraschool competition
- » 22 additional schools involved
- » 57 total schools involved
- » 800 additional student participants
- » 1620 total student participants



The Schools Hopman Cup was held for the second year running at Robertson Park Tennis Club, providing term 4 interschool tennis competition for junior high school students (grades 7-10). This year, eight schools competed, with Applecross Senior High School winning the event.

HOPMAN CUP SCHOOLS TROPHY TOUR

In its final year, the Hopman Cup trophy toured both metropolitan and regional WA schools. The trophy visited PE classes, school assemblies and classrooms in the lead up to the 2019 Mastercard Hopman Cup. Additionally, the trophy was showcased at eight Red Ball and interschool competitions. In total, more than 1600 students were given an up-close and personal look at the trophy.



ANZ PREP RACQUET GIVEAWAY

In partnership with ANZ and the National Schools Partnership Program, schools are eligible to receive free 19" racquets for all pre-primary students enrolled at the school. A total of 61 WA primary schools, including 42 metropolitan and 19 regional schools, received a total of 3,057 racquets.

PROGRAM PATHWAY

The Program Pathway Leader (PPL) aims to strengthen relationships between schools, coaches and clubs, working to transition players along the tennis pathway from learning the sport, to club-level engagement. Responsible for driving participation growth at a grassroots level, the PPL aims to engage participants in an ongoing and long term involvement with the sport.

PROGRAM PATHWAY SNAPSHOT

- » 3 Coach Forums
- » 50 Tennis Australia Coach Members engaged
- » 25% increase in ANZ Tennis Hot Shot participants
- » School Competition Pathway
- » 6 Primary Schools
- » 350 students
- » 35% transition rate
- » Regional audit involving 10 affiliated zones
- » Development of three key documents including:
 1. Program Pathway (coaching businesses)
 2. My Junior Tennis Journey (tournament/competition)
 3. My Regional Tennis Journey (regional tennis opportunities)



PROGRAMS AND EVENTS



59,664

REGISTERED HOT SHOTS
PARTICIPANTS

31

SUNSMART SUPER
CLUB DAYS

183

KIDS ON COURT AT MASTERCARD
HOPMAN CUP 2019

Figures current at 30/06/2019

ANZ TENNIS HOT SHOTS

ANZ Tennis Hot Shots is the grassroots tennis program for children in Australia and features a modified playing environment, with smaller racquets, low compression tennis balls and smaller courts. ANZ Tennis Hot Shots allows kids of all ages and abilities to start playing tennis straight away. The program features four fun stages (Blue, Red, Orange and Green), and is delivered by qualified Tennis Australia coaches.

ANZ Tennis Hot Shots is part of a larger tennis journey which aims to inspire participants to integrate into regular play opportunities through schools, professional coaching and club activities. In 2018/19, the clear sequencing of such offerings saw 59,664 participants register to play ANZTHS in WA and begin their own tennis journey. Tennis West continues to provide opportunities for ANZTHS participants to engage with its premier tennis events to inspire a further increase participation.

ANZ TENNIS HOT SHOTS
PARTICIPATION SNAPSHOT

- » 52,142 Primary School participants
- » 7,522 registered ANZ Tennis Hot Shot participants

ACTIVATIONS

Activations are key community based activities facilitated by Tennis West which aim to connect the general public with tennis and Tennis West affiliated clubs. Activations help communicate club locations, services, offerings and contacts whilst engaging the wider community in play-based activities including the installation of Hot Shots courts, inflatable tennis games, viewing of the Mastercard Hopman Cup Trophy and information hubs with promotional material necessary to connect the wider community with clubs.

A number of activations were held throughout the year in conjunction with Healthway and in the lead up to the 2019 Mastercard Hopman Cup.

Tennis West conducted a number of lead up activations to the 2018 MasterCard Hopman Cup. These includes a Family Fun Day at the Sorrento Boardwalk, Northbridge Piazza Movie Nights, City of Perth Christmas Carnival, and Embargo Take Over. There were a total of 2,550 participants and 2,750 spectators.

In addition Tennis West also participated in the Yagan Square activations for the 2019 Mastercard Hopman Cup.

SUNSMART ACTIVATION
SNAPSHOT

- » Mandurah Children's Festival, City of Mandurah
- » Kidz Fest, City of Belmont
- » A total of 3,000+ activation participants
- » A total of 4,000+ spectator/audience members



SUNSMART CLUB SUPER DAYS

In conjunction with Healthway, the SunSmart Club Super Days provides affiliated clubs, zones and Tennis Australia Coach Members with funding support to host events and tournaments which encourage positive behaviour change within local communities and clubs. The aim of SunSmart Super Club Days is to increase access to play by creating welcoming environments which entice the wider community to participate in tennis.

The SunSmart Club Super Days included open days, come and try days, tournaments, local business events, night tennis, community activations, junior tournaments and coaching clinics. Pleasingly, as a result of these SunSmart

SUNSMART CLUB SUPER DAYS SNAPSHOT

- » 31 SunSmart Club Super Club Days across 17 metropolitan and 8 regional clubs
- » 2,000+ actual participants
- » 1,100+ actual spectators

Super Days, South Mandurah, Safety Bay and Lesmurdie noted an increase in new memberships. Regionally, Kondinin, Hyden and Mingenew contributed to the sustainability of tennis by improving the access to coaching services and tournament play experience for junior players.



MASTERCARD HOPMAN CUP - TENNIS WEST ACTIVATION AREA

The 2019 Mastercard Hopman Cup saw the Tennis West Kids Zone offer an interactive tennis experience for spectators of all ages and abilities including two ANZ Tennis Hot Shots (ANZTHS) mini courts, a bullseye tennis inflatable plus a variety of prizes and giveaways.

2019 MASTERCARD HOPMAN CUP SNAPSHOT

- » 6,000+ visitors to the Mastercard Hopman Cup Tennis West Kids Zone
- » 1,000+ ANZ Tennis Hot Shot racquets given to kids aged 12/U
- » 44 Tennis West affiliated clubs took part in the 'Have a Hit on Us' free court hire campaign.

'Money can't buy' experiences for registered ANZTHS coaches, community play venues and partner Primary Schools attracted participation from over 20 clubs/coaching businesses across WA. ANZTHS experiences included 'Coin Toss', 'Hot Shots on Court', 'Hot Shots Kids Club' and a 'Day at the Mastercard Hopman Cup' opportunity.

MONEY CAN'T BUY EXPERIENCE SNAPSHOT

- » A record number of 300 ANZTHS participants involved
- » 39 Coin Toss experiences
- » 144 'Hot Shots on Court' experience
- » 100 additional ANZTHS activities



PROGRAMS AND EVENTS

INCLUSION & DIVERSITY - TENNIS WEST STAFF TRAINING

Tennis Australia's Head of Diversity and Inclusion, Kerry Tavrou attended the State Tennis Centre to conduct Inclusion Awareness Training with the Tennis West staff and Board. The training covered broad inclusion principles, targeting the delivery of inclusive tennis offerings throughout affiliated clubs, coach members and programs.

INCLUSION TRAINING SNAPSHOT

- » Diversity across the wider community
- » Importance of awareness and empathy
- » Equality versus equity
- » The power of language
- » Actively engaging unrepresented groups

INCLUSION & DIVERSITY - WHEELCHAIR TENNIS

With support from Tennis Australia Coach Member Jim Guilfoile, Rebound WA facilitated a number of wheelchair tennis sessions engaging the organisations Whiz Kidz, which is an initiative that offers multisport experiences to 12/U children in wheelchairs.



INCLUSION & DIVERSITY - INDIGENOUS

The inaugural National Indigenous Tennis Carnival (NITC) provided the opportunity for 11 WA athletes to travel to Darwin in September for the all-new participation and challenger event. Athletes selected from Clontarf Aboriginal College took part in a number of training sessions in preparation for the event before being presented with new racquets from Tennis West President Wayne Firns.

In addition to the delivery of tennis, the carnival was a celebration of Indigenous culture including youth, art, food, cultural activities and music workshops. Over 2,000 locals were exposed to the public activities, including a free community concert by renowned Indigenous artist, Baker Boy.

WA's Samuel Fisher-Bullen was the 14/U Boys Championship runner up.

In looking to identify a representative team for the 2019 NITC, an Indigenous Come & Try Day was held at the State Tennis Centre in May, involving 19 participants. Players rotated three courts with activities including serving activities and games, cardio tennis drills and match play opportunities. In support of continuing the participant's involvement in tennis, players were provided with new racquets, court hire vouchers, tennis pathway information, KidSport financial assistance material, as well as club and coach contacts.

Thirteen participants went on to be invited to attend a four week coaching squad with Tennis Australia Coach Member Cameron Fenner. The coaching squad worked to further develop skills before the final 10 athletes were selected for the 2019 NITC WA team.



INCLUSION & DIVERSITY - CULTURALLY AND LINGUISTICALLY DIVERSE

Aiming to provide tennis opportunities for refugees and people of multicultural backgrounds, Tennis West and the Edmund Rice Centre of WA continue to work closely to engage these diverse groups. Two, 6 week programs ran at Nollamara Tennis Club, with approximately 50 participants across the two programs. Additionally, Tennis West supported two Community Days hosted by Edmund Rice, a multisport End of Year celebration in December and a school holiday Family Festival in April with a combined audience of 400+ participants and spectators. Showcasing tennis at each event was Tennis Australia Coach Member Shane Draper with inclusive tennis activities and giveaways for all participants.

Continuing to ensure tennis opportunities extend to all groups, Tennis West supported Cyril Jackson Senior High School in the delivery of the schools term four tennis program. Tennis Australia Coach Member Cameron Fenner delivered six sessions to both foundation and Intensive English Centre students, providing the opportunity for all involved to develop and progress their skills.

Working alongside Communicare, Tennis West specialist coaches facilitated a 6 week multi-sport program targeting children of culturally and linguistically diverse backgrounds. Held throughout May and June at Thomas Moore Park in Wilson, the program provided 25 participants with free access to a number of sports including tennis.

INCLUSION & DIVERSITY - MDF (MOVEMENT DISORDER FOUNDATION)

With funding support from the Movement Disorder Foundation (MDF), Tennis West worked alongside South Bunbury Primary School and South Bunbury Education Support Centre in the delivery of a participation and inclusion tennis day.

More than 65 primary students came together to compete in the round robin doubles competition held at the Bunbury Tennis Club. The 16 teams combined students from both schools, with each team led by and named after nominated team captains from the South Bunbury ESC. The day of inclusion began with the team captains presenting each team member with a brand new ANZ Tennis Hot Shots and concluded with each captain awarding an ANZ Tennis Hot Shots t-shirt and certificate of participation to all members of the team. Team captain responsibilities throughout the tournament included handing in scorecards at the end of each round.

DLGSCI REGIONAL TALENT DEVELOPMENT PROGRAM

Supported by the Department of Local Government, Sport and Cultural Industries, the Regional Talent Development (RTD) program is available to athletes living in regional WA. The RTD program aims to support regional players by providing additional playing opportunities for long-term player development. Eight regional athletes competed for Australian Ranking (AR) points in both the singles and doubles events of the 2019 Mooloolaba Junior Championships (Silver) and 2019 Noosa Junior Championships (Silver).

Congratulations to Stella Wildberger who won the 12's Doubles title at the Mooloolaba Junior Championships.

RTD ATHLETES SNAPSHOT

- » Brodie Atkinson (Midwest)
- » Caleb Sewell (Midwest)
- » Benjamin Haclin (South Coast)
- » William Wildberger (South Coast)
- » Stella Wildberger (South Coast)
- » Tessa Kongras (South West)
- » Maddison Lord (South West)
- » Brooke Nield (South West)

DLGSCI REGIONAL ROADSHOW

Supported by the Department of Local Government, Sport and Cultural Industries, Tennis West delivered the Regional Roadshow across the Upper Great Southern region during October. Assisting Tennis West was former Williams local and WTA Doubles World number 68, Jessica Moore. Having grown up in the Upper Great Southern region, Jessica was able to relate to the benefits and challenges facing regional tennis.

REGIONAL ROADSHOW AIMS

- » Establish links between Tennis West affiliated clubs and the wider community
- » Increase the participation of junior players
- » Increase adult playing opportunities
- » Highlight the importance of leading a physically active lifestyle
- » Engage club administrators
- » Engage local sport and recreation officers
- » Engage local government stakeholders

REGIONAL ROADSHOW SNAPSHOT

- » 6 school visits
- » Tennis delivered to 370+ primary and secondary students
- » Junior coaching clinic
- » Foundation Coaching course
- » Fitbit Cardio session at the Narrogin Tennis Club
- » VIP breakfast at the Williams Woolshed with special guest Jessica Moore

PROGRAMS AND EVENTS

D'ARCY SLATER BOYS GRAND SLAM CAMP

Funded by the D'Arcy Slater Foundation for the second year, D'Arcy Slater Boys Grand Slam Camps were delivered to 28 regional junior tennis players in the Midwest and Lower Great Southern regions. Aiming to provide a holistic high performance playing environment for 10-15 year old boys living in regional WA, the camps expose players to a variety of disciplines necessary for elite performance.

D'ARCY SLATER BOYS GRAND SLAM CAMP SNAPSHOT

- » On court coaching sessions
- » Strength and conditioning education
- » Physical warm-up education
- » Leadership opportunities
- » Teamwork development
- » Nutrition education
- » Player packs including skipping ropes, foam rollers and resistance bands



WOMEN IN TENNIS (WIT) FOUNDATION & D'ARCY SLATER CUP

The 2018 Women in Tennis (WIT) Foundation Cup & D'Arcy Slater Cup was held at the Geraldton TC in October and was well supported by club members, volunteers and families who travelled from across country WA.

WIT FOUNDATION CUP & D'ARCY SLATER CUP SNAPSHOT

- » 90 entries including 21 teams
- » 12 boys teams & 9 girls teams
- » WIT Foundation Cup zone winner – South West zone
- » WIT D'Arcy Slater Cup zone winner – South Coast zone
- » Boy's Singles winner – William Wildberger (Esperance). Runner up - Ben Haclin (Esperance)
- » Girl's Singles winner - Stella Wildberger (Esperance). Runner up - Maybella Brown (Geraldton)

Winners and runners up in both the boys and girls singles events were selected to represent Western Australia at the National Foundation Cup held at Kooyong Lawn Tennis Club (Melbourne) in January 2019 placing in seventh position.



CBH GROUP TENNIS TOUR AND CBH GROUP COUNTRY TENNIS CHAMPIONSHIPS

The CBH Group Tennis Tour took place in the Great Southern Zone in March including visits to Kojonup, Broomehill, Gnowangerup and Katanning involving 250 primary and secondary students.

The tour also involved visits to the following clubs:

Katanning Tennis Club

- » Junior coaching clinic involving 30 athletes
- » FAST4 social tennis competition to 18 adult players

Kojonup Tennis Club

- » Junior coaching clinic delivered to 12 juniors
- » Adult social tennis competition for 18 participants

The CBH Group Country Tennis Championships were hosted at the Alexander Park Tennis Club and Mt Lawley Tennis Club in April.

CBH GROUP COUNTRY TENNIS CHAMPIONSHIPS SNAPSHOT

- » 187 players – 62% male / 38% female
- » Zone winner – South West

This year's CBH Group Country Tennis Championships included 20 events from U/10's through to Open Men's and Women's events. For the first time, all junior events (both singles and doubles), were held as Australian Ranking (AR) events giving junior players the chance to compete for AR points in both singles and doubles.

SUNSMART SCHOOLS TENNIS CLASSIC

The SunSmart Schools Classic Interschool Tennis Series kicked off in regional WA in February and concluded at Robertson Park Tennis Club at the beginning of April with the Boys Slazenger Cup Final.

Metropolitan events were hosted at the State Tennis Centre, Robertson Park Tennis Centre and Alexander Park Tennis Club, with regional events were held across the seven regional zones concluding with the final at the State Tennis Centre in March.

SUNSMART SCHOOLS TENNIS CLASSIC SNAPSHOT

- » 268 teams from regional and metropolitan schools
- » 1,100+ regional and metropolitan participants

COUNTRY SCHOOLS CLASSIC RESULTS

Academy Plate

Dunsborough Primary School

Girls Herbert Edwards

St Mary Mackillop College

Boys Herbert Edwards

Georgiana Molloy Anglican School

Boys Slazenger Cup

Manea College

Girls Slazenger Cup

WA College of Agriculture Cunderdin

METRO SCHOOLS CLASSIC RESULTS

Boys Academy Plate

Wesley College

Girls Academy Plate

St Mary's Anglican Girls' School

Boys Herbert Edwards Cup

Applecross Senior High School

Girls Herbert Edwards Cup

Applecross Senior High School

Boys Slazenger Cup

Applecross Senior Secondary School

Boys Mursell Shield

Christ Church Grammar School

Girls Slazenger Cup

Applecross Senior High School

Girls Mursell Shield

Applecross Senior High School

COACH DEVELOPMENT



250

**COACH
MEMBERS**

24

**PROFESSIONAL
DEVELOPMENT
WORKSHOPS**

4

**INTRO TO
HOT SHOTS
WORKSHOPS**

3

**COMMUNITY
COACHING
COURSES**

1

**JUNIOR
DEVELOPMENT
COURSE**

2

**FOUNDATION
COURSE**

Figures current at 30/06/2019

Throughout the 2018/2019 year, the Coach Development team set a clear plan to:

- » Increase communication with coaches;
- » Continue to run and facilitate Tennis Australia courses; and
- » Offer quality professional and personal development workshops.

The major focus was to change the approach of Coach Development in Western Australia by taking professional development out to the clubs and their coaching teams, in order to deliver customized workshops that were tailored to each coach's personal requirements.

In 2018/2019 there were 250 Tennis Australia Coach Members in WA. This number includes Trainee, Qualified and Business memberships. In supporting the Tennis Australia Coach Members, Coach Development provides regular check-ins via phone, face to face meetings, workshops and club visits.

COACH COURSES

Tennis West offers a comprehensive Coach Education Pathway through the offering of Tennis Australia courses for current and prospective tennis coaches. The pathway includes short courses catering for beginner coaches and volunteers, through to nationally recognized Vocational Education and Training (VET) qualifications which provide further training for more experienced coaches.



Intro to ANZ Tennis Hot Shots Workshop & Foundation Course

The Intro to ANZ Tennis Hot Shots workshop and Foundation Course provide an introduction to Tennis Australia's official development program – ANZ Tennis Hot Shots and is ideal for beginner coaches, club volunteers, parents and tennis enthusiasts.

COURSE SNAPSHOT

- » 4 Intro to ANZ Tennis Hot Shots Workshops
- » 2 Foundation course

Community Coaching Course

The Community Coaching Course assists emerging coaches and builds on the knowledge of the ANZ Tennis Hot Shots modified coaching program, predominantly focusing on the Blue, Red and Orange stages in addition to an introduction to coaching methodology, technical and tactical fundamentals, and the roles and responsibilities of the coach.

COURSE SNAPSHOT

- » 3 Community Coaching Courses
- » 41 participants

Junior Development Course

The major focus of the Junior Development Coaching Course is on the planning and delivery of coaching sessions aiming to create positive learning environments for children. The course also includes Tennis Australia technical and tactical fundamentals, Fitbit Cardio Tennis, the legal and ethical responsibilities of a coach, risk management, tennis rules, personal development and the use of technology.

COURSE SNAPSHOT

- » 1 Junior Development Course
- » 11 participants

PROFESSIONAL DEVELOPMENT

Throughout 2018/2019 coaches were offered 24 Professional Development workshops including both on-court and off-court, game based and technique focused deliveries being exposed to some of the most up-to-date world class coach education workshops available. Personalized custom professional development workshops were also offered throughout the year.



TOP OPERATORS FORUM

Supported by David Phillips, Steve Marquis and Tennis West CEO Michael Roberts six of WA's top performing coaches were invited to attend the "Top Operators Forum". The forum provided the opportunity to discuss the current state of the WA coaching landscape and look toward the succession planning and futureproofing of coaching in WA. The collaboration of leaders within the field provided great insight in to best practice in both professional coaching business and club/coach relationship areas.

FORUM SNAPSHOT

- » 6 top coaching operators
- » Tennis Australia and Tennis West executive input
- » 2 sessions ran over 2 days
- » Collaboration opportunity
- » Networking opportunity

PLACES TO PLAY



22

**CURRENT
PROJECTS**

18

**BOOK A COURT
COMMISSIONED
VENUES**

\$265,604

**STATE GOVERNMENT FUNDING
RECEIVED FOR TENNIS
PROJECTS**

\$4.5m

**ESTIMATED OVERALL
INVESTMENT IN TENNIS
FACILITIES IN 2018/2019**

Figures current at 30/06/2019

PLACES TO PLAY

Throughout 2018/2019 the Tennis West Places to Play team worked closely with Tennis Australia to embrace the national Places Strategy. Using the Tennis West Strategic Facilities Plan and the Tennis 2020 documents as a reference for all projects has ensured that all schemes are driven from a consistent and evidence-based approach.

The areas of greatest success have been evident in Government Engagement and Facility Project Planning and Delivery. Strong relationships have been established with local governments to ensure that tennis remains a priority in the planning of open spaces.

FUNDING SNAPSHOT

» **\$4.557 million overall contribution to tennis in WA made up of:**

- » \$1.6 million from the Federal Government (SportAus)
- » \$265,604 from State Government (Community Sport and Recreation Facilities Fund)
- » \$286,404 from Local Government
- » \$65,880 from Tennis Australia (National Court Rebate)

MAJOR PROJECTS

Major facility upgrade projects for the 2018/2019 year have included:

- » Bayswater Tennis Club - New clubhouse and court conversion project
- » Belmont Tennis Club - Court refurbishment
- » Bunbury Tennis Club - Court resurface
- » Busselton Tennis Club - New club facility (relocation)
- » Wembley Downs Tennis Club - New court lighting
- » Yerecoin Tennis Club - Court resurfacing
- » Nedlands Tennis Club - Court conversion, lighting and Book-a-Court
- » Mundaring Tennis Club - Court resurfacing, lighting and Book-a-Court

BOOK A COURT

Tennis West have continued to strengthen the number of Book-a-Court venues with 18 venues now fully commissioned, with three additional locations at the installation stage and two sites progressing through planning. The venues joining the WA Book a Court network during 2018/2019 include Cottesloe Tennis Club, Range View Park Tennis Club, Mundaring Tennis Club, Peppermint Park Tennis Club, Kwinana Tennis Club and Dunsborough Tennis Club.

BOOK-A-COURT SNAPSHOT

- » 18 venues
- » 2,393 individual players
- » 17,588 total number of hours booked
- » \$95,458 total income from court hire



STRATEGIC FACILITIES PLAN

It has been extremely encouraging to see the Tennis West Strategic Facilities Plan (a roadmap for the future of tennis facilities-2018 and beyond) impacting positively on the development of tennis projects. Having an endorsed organisational plan assists both clubs and partners to vindicate stakeholder support and to assuredly seek financial support.

Significant effort and resources have been deployed into government engagement with a clear focus on ensuring that local governments (key stakeholder) are well informed about the long term requirements for tennis in WA. Interaction with all tiers of government is ensuring that Tennis West is regarded as an approachable, informed and responsible organization that offers government measured and judicious guidance.

OPERATIONAL HEALTH CHECK

The 2018/2019 Operational Health Check involved 41 venues. The OHC is Tennis Australia's annual national survey of tennis facility operations assessing venue management, usage and sustainability. Survey data is used to produce industry benchmarks, which enables clubs and venue operators to annually compare results against their own previous performance and against venues of a similar size.


Participating clubs not only receive a report to benchmark themselves against similar clubs, an action plan is also provided which outlines areas of potential improvement. Astute business planning and grant application writing has seen the number of clubs participating in the OHC increase. The Places to Play team has work extensively with clubs in completing Operational Health Checks seeing the benefits of collaborating with clubs to ensure a clear vision for the future.





PLACES STRATEGY

FOCUS: DELIVERY OF ENVIRONMENTS 

 **EVIDENCE-BASED** → **CONSISTENT APPROACH**



KEY FOCUS AREAS


GOV. ENGAGEMENT


FACILITY & PROJECT PLANNING & DELIVERY


CLUB & VENUE MANAGEMENT


TAKING COACHES & MANAGERS TO NEXT LEVEL


TENNIS WORLD VENUE MANAGEMENT

OBJECTIVES


INSPIRE & INNOVATE


THE RIGHT KIND OF ENGAGEMENT


EDUCATION, SUPPORT & PLANNING

WA TENNIS LEAGUE



6,830

WA TENNIS LEAGUE PLAYERS

34

UNIQUE LEAGUES

14

STATE LEAGUE TEAMS

\$20K

STATE LEAGUE PRIZE MONEY

55

HOT SHOTS MATCH PLAY VENUES

Figures current at 30/06/2019

Tennis League promotes a social and active tennis community in and around local venues and forms the foundation of club culture in Western Australia. The friendly rivalry of a team based competition, nurtures lifelong participation in tennis for players of all ages and abilities. Representing a team is one of the most important benefits that clubs offer to their members and is a vital element to retain and attract new members.

Tennis West Competitions aims to deliver daily match-play opportunities that add value to club programmes which in turn promote loyalty. Tennis West aims for the player experience to generate success, performance and longevity for players of all standards. It is imperative that the player experience is a user-friendly online engagement that in turn provides appropriate on-court encounters.

Centralised management of all competitions allows for a large pool of players rated according to playing standard. The addition of a ratings-based grading system provides the balanced matches that player's desire for an enjoyable playing experience. Centralised management of leagues around WA also allows Tennis West to focus on quality products, while showing leadership in a professionally governed league.

Clubs/venues have a key role in the culture of ethical team conduct and player behaviour, through setting standards and codes for club representation. Athlete wellbeing and duty of care are significant priorities for Tennis West League and participating teams.

League Structure & Pathway

Summer and Winter seasons are offered to ensure that players are offered continuity and multiple entry points. The competition block comprises 24 rounds and 4 finals, totalling 28 weeks of play that integrates with the Tournament Calendar. Both blocks are planned around school holidays for juniors.

The tiered league structure transitions players from learning the game into playing. Juniors begin to play in "junior club", then enter the inter-club environment via the Hot Shots Orange and Green Ball Leagues, using modified balls, equipment and formats. There are divisions available for boys, girls and mixed competitions. Parents are encouraged to become involved in these leagues, and coaching programmes are planned to support the teams in their fixtures. The pathway continues in age-based divisions to 18 and under and encourage continued participation in tennis as a competitive and social sport for life.

Adults have the opportunity to compete every day/night of the week. Night competitions are a popular choice in summer due to the heat, and for those who have commitments on the weekend or work throughout the day. Formats are designed to include opportunities for all ages and genders.

The player pathway extends to include both Junior and Senior State League for elite players, which forms the pinnacle of team competition in WA. These high level match opportunities foster elite player development with a commitment to growing champions Tennis West can be proud of.

Innovation will continue to be a strong focus for the Tennis League team, which aligns with the Tennis West Strategy of creating leagues that are modern and appropriate for tennis players.

The Tennis West Competition Values are: Trailblazer, Team, Sustainability, Integrity, Leadership & Trust.

WA TENNIS LEAGUE

TENNIS WEST STATE LEAGUE

Tennis West State League is the pinnacle teams competition in Western Australia for professional players and up-and-coming elite athletes. Fourteen Men's and Women's teams compete over 14 home and away rounds on Saturdays during the Summer for a share of \$20k in prize money.

Women's State League

Culminating with the final in March, Royal Kings Park Tennis Club defended the Women's State League title in claiming back to back titles, beating Cottesloe Tennis Club, 3-7-66 to 2-5-53. The number one singles rubber proved to be the highlight match of the day with Royal Kings Park's Jelena Stojanovic facing former world number eight, Alicia Molik. In a breathtaking display of power and craft, Stojanovic earned the victory over Molik 6-3 6-4.

With singles rubbers locked at two-all and even on sets, the match came down to the doubles in deciding the outcome of the day. Royal Kings Park's Bojana Bobusic & Janelle Cuthbertson teamed up to dispatch their younger Cottesloe opponents Georgia Tovich & Ruby Culley, 6-1 6-2 in what proved to be a decisive scoreline under fading light.

The 2018/2019 season MVP went to Nina Catovic of RKPTC.



Men's State League

The Men's Final between the top sides did not disappoint, with a tightly contested affair that was ultimately decided by games with Hensman Park 3-6-53 defeating Dalkeith 2-5-47. In a mirror image of the Women's Final, it would be the Doubles that would decide the eventual Champions. Velickovic teamed with Klein to play a brilliant match against Fancutt and McCloskey to deliver Hensman a 6-2, 6-2 lead and ultimate victory against the home-town favourites and minor premiers.

The 2018/2019 season MVP went to Sam Ashenden of RKPTC.



For all 2018/2019 Tennis League results please visit: leagues.tennis.com.au



WA TOURNAMENTS



2,700
ACTIVE TOURNAMENT
PLAYERS

48
AR
TOURNAMENTS

60+
SANCTIONED
TOURNAMENTS

1
PRO TOUR
EVENTS

Figures current at 30/06/2019

NATIONAL 2018/19 TOURNAMENTS

The WA tournament calendar is assembled nationally to allow continuity of match play through synchronisation with the WA league calendar, inter-state ranking tournaments, National Championships and ITF, WTA and ATP events in other countries. The Tennis West synchronised calendar of Australian Ranking Tournaments and junior and senior State League fixtures, enables WA's elite players the opportunity to compete at the highest level, both in individual and team environments.

Tennis West sanctioned 48 Australian Ranking Tournaments throughout the year as well as numerous non-AR events, including the Perth International Pro Tour all in alliance with player development objectives to develop the skills of elite athletes through a pathway that encourages "Champions we can be proud of".

Platinum and Gold AMT events provide competitive opportunities for Australian players to secure prizemoney on a year-round basis. The May Platinum swing in WA continues to attract strong interstate representation, during the autumn season.

For entry-level tournament players, a 10's age group is included with AR tournaments and a Junior Development Series of events is offered as a first tournament experience. The aim of these junior tournaments is to have high quality events in friendly locations and environments.

Leagues and Tournaments are a Tennis West legacy which our players and clubs value for the enjoyment, community engagement, participation, physical and mental health aspects. These services connects organisation to clubs and motivates the need for compliance, good governance and member protection. The business of organised tennis, whether competitive or social, drives infrastructure planning and investment.

WA TOURNAMENTS

TOURNAMENT SNAPSHOT

Perth Tennis International Pro Tour

18 - 24 February 2019

State Tennis Centre

15k Series - 59 players - 79 entries - 64 matches

Women's Singles

[4] Lulu Sun (HKG) defeated [2] Jenifer Elie (USA) 7-6(1) 6-3

Women's Doubles

[4] Jenifer Elie (USA) & Irina Ramialison (FRA) defeated [3] Haine Ogata (JPN) & Aiko Yoshitomi (JPN) 7-5 6-4

WA Open AMT

10 - 14 May 2019

State Tennis Centre

Platinum AMT - 112 players -135 entries -158 matches

Men's Singles

[1] Edward Bouchier defeated Vuk Velickovic 6-2 6-4

Women's Singles

[2] Masa Jovanovic defeated [1] Alana Parnaby 6-7 6-2 6-3

Men's Doubles

[2] Brenton Bacon & Edward Bouchier defeated [1] Jai Corbett & Ryan Laubser 6-3 7-5

Women's Doubles

[1] Masa Jovanovic & Miranda Poile defeated [2] Zara Brankovic & Alana Parnaby 6-4 6-3

Imagine Cruising WA Open Juniors + 10's

3 - 7 October 2018

State Tennis Centre

Gold JT - 226 players - 285 entries - 440 matches

Boys 10's Singles

Ashton Loller defeated Jett Stackpole 3-4(2) 4-2 4-2

Girls 10's Singles

Claudia Shearwood defeated Kendal Macdonald 4-3(1) 4-1

Boys 10's Doubles

Jake Carlson & Jett Stackpole defeated Matthew Winn & Daniel Winn 4-0 1-4 10-4

Girls 10's Doubles

Claudia Shearwood & Jasmine Walton defeated Isabella Rumsley & Naomi-Mariana Vakadrano 1-4 4-2 10-6

Boys 12's Singles

[1] Jake Dembo defeated [8] Yang Park 6-2 6-4

Girls 12's Singles

[1] Rhea Makesar defeated [7] Peyton Duckett 6-2 6-1

Boys 12's Doubles

[1] Jake Dembo & Brandon Jayaprakash defeated [4] Dylan Cleary & Oliver Gray 7-6(4) 3-6 10-5

Girls 12's Doubles

[1] Emma Black & Rhea Makesar defeated [2] Talia Edgar & Jana Ruzic 6-4 6-2

Boys 14's Singles

[2] Kent Yamazaki defeated [1] Derek Pham 6-1 6-3

Girls 14's Singles

[6] Chloe Madison Williams defeated [1] Jessie Culley 6-3 3-6 6-4

Boys 14's Doubles

[2] Matthew Burton & James Newton defeated [1] Zachary Viaala & Kent Yamazaki 4-6 6-4 10-5

Girls 14's Doubles

[1] Lily Fairclough & Ksenija Ana Vujicic defeated [2] Caprice De Luca & Paris Henton 6-1 6-3

Boys 16's Singles

[2] Luka Brown defeated [1] Ethan Dunn 6-2 6-3

Girls 16's Singles

[4] Talia Gibson defeated [1] Casey Tay 6-2 6-0

Boys 16's Doubles

Luka Brown & Nigel Lee defeated [2] Luca Katsamakias & Ryan Mcconkey 7-6(1) 1-6 10-7

Girls 16's Doubles

Winner - Talia Gibson & Casey Tay



TENNIS OFFICIATING - WA



53

ACCREDITED OFFICIALS

29

ACCREDITED COURT SUPERVISORS

15

ACCREDITED CHAIR UMPIRES

36

ACCREDITED LINE UMPIRES

Figures current at 30/06/2019

WA OFFICIALS: 2018/2019

Referees

WA has six accredited Referees, with two referees in training. WA Referees run tournaments throughout Australia and are attending events in Queensland, the Northern Territory, New South Wales, Victoria and Canberra.

Court Supervisors

WA has 29 accredited Court Supervisors who service all of local tournaments. The number of Court Supervisors continues to increase each year with nine new supervisors for 2018/2019. Increased Court Supervisor courses provides the opportunity for more Tennis West club members to attend, upskill and gain accreditation.

Chair Umpires

WA has 15 accredited Chair Umpires including three at the National Chair Umpires Academy. WA Chair Umpires travel on a regular basis, umpiring at Pro Tours, Futures and ITF events throughout Australia. The national experience assists in the umpires gaining more experience to ultimately travel overseas in pursuit of a Tennis Officiating career.

Line Umpires

WA has 36 accredited Line Umpires. The umpires work at local tournaments throughout the year, honing their skills in preparation for working at Perth Pro Tour tournaments as well as the upcoming Fed Cup, ATP Cup and Australian Open.

TENNIS OFFICIAL HIGHLIGHTS

WA has many stand-out officials who have committed to travelling all over Australia in order to gain the experience needed to progress them to the next level in their Chair Umpire careers.

Alireza Chitgar

Alireza has successfully been accredited as an ITF Bronze Badged Chair Umpire which is a great achievement in a short time. He has also travelled overseas and officiated at the 2019 French Open as a linesperson. Throughout the year he has been officiating at our local events as well as travelling nationally to chair umpire Pro tours and Futures' events.

Rosario Corvaia

Rosario was successful in achieving his ITF White Badge Chair umpire badge and travelled to officiate at the Madrid Open and Nation Cup in Fiji. Rosario works tirelessly throughout Australia as a Chair Umpire, Court Supervisor, trainee Referee and linesperson.



WA PLAYER HIGHLIGHTS



TRISTAN SCHOOLKATE

Rankings summary:

- 18/U ITF World Junior Ranking: #33
- Australian Ranking for 2001 birth year: #3
- Australian Open Male Ranking: #39

- » Singles Winner J2 Prato (Italy)
- » Doubles Winner JA Milan (Italy)
- » Doubles Winner J1 Nonthaburi (Thailand)
- » Singles and Doubles Winner Australian Winter International (Sydney)
- » Doubles Winner Grade 4 Mapei Gold Coast Junior International
- » Doubles Winner Grade 4 Rod Laver Queensland Junior Championships
- » Singles Finalist Grade B2 Oceania Closed Junior Championships
- » Doubles Finalist Grade 1 J1 Nottingham (Great Britain)
- » Competed at both the Australian Open Junior Championships and Roland Garros Junior Championships
- » Competed across 35 national and international ITF tournaments in both Singles and Doubles
- » 3 time Singles Semifinalist 2018/2019
- » 4 time Doubles Semifinalist 2018/2019




TALIA GIBSON

Rankings summary:

- 18/U ITF World Junior Ranking: #100
- Australian Ranking for 2004 birth year: #1
- Australian Open Female Ranking: #49

- » Singles Winner J4 Gold Coast
- » Doubles Finalist J4 Gold Coast
- » Singles Winner J4 Brisbane
- » Doubles Semifinalist J4 Brisbane
- » Singles Quarterfinalist J1 Traralgon ITF Junior International
- » Singles Winner 14/U Australian Championships
- » Doubles Semifinalist 14/U Australian Championships
- » Singles Finalist 14/U National Claycourt Championships
- » Doubles Semifinalist 14/U National Claycourt Championships
- » Singles Semifinalist 14/U Australian Grasscourt Championships
- » Doubles Finalist 14/U Australian Grasscourt Championships
- » Doubles Finalist NSW Junior International
- » Australian Junior Fed Cup Team member
- » Federation Cup ITF USA Tour member



MATT EBDEN

Rankings summary:

- ATP Singles Ranking: #124
- ATP Doubles Ranking: #94
- Australian Open Male Ranking: #7

- » Career high ATP ranking of #39 achieved in October 2018
- » Singles 2nd round Australian Open
- » Doubles 3rd round Wimbledon
- » Doubles 3rd round Roland Garros
- » Doubles 2nd round Australian Open
- » Singles 2nd round US Open
- » Singles 3rd round Wimbledon
- » Singles 2nd round Australian Open
- » Doubles 3rd round US Open
- » Doubles 3rd round Wimbledon
- » Singles Quarterfinalist ATP Masters 1000 Shanghai
- » Doubles 3rd round ATP Masters 1000 Shanghai
- » Singles Quarterfinalist Hall of Fame Open
- » Singles Rnd of 16 BB&T Atlanta Open
- » Singles Quarterfinalist Surbiton Trophy
- » Singles Quarterfinalist Chengdu
- » Doubles Quarterfinalist Dubia
- » Doubles Quarterfinalist Tokyo



MADDISON INGLIS

Rankings summary:

- WTA Singles Ranking: #189
- WTA Doubles Ranking: #329
- Australian Open Female Ranking: #12

- » Singles Quarterfinalist - Vancouver \$100,000
- » Singles Quarterfinalist - Granby \$80,000
- » Singles Winner - Saskatoon \$25,000
- » Singles Winner - Nonthaburi \$25,000
- » Singles Semifinalist - Gifu \$80,000
- » Doubles Semifinalist - Fukuoka \$60,000
- » Doubles Finalist - Anning \$125,000
- » Singles Finalist - Hong Kong 3 \$25,000
- » Doubles Finalist - Hong Kong 3 \$25,000
- » Singles Quarterfinalist - Canberra \$25,000
- » Singles Quarterfinalist - Mildura \$25,000



ASTRA SHARMA

Rankings summary:

- WTA Singles Ranking: #89
- WTA Doubles Ranking #123
- Australian Open Female Ranking: #3

- » Singles Quarterfinalist - New Haven \$125,000
- » Singles 1st round - US Open
- » Singles 1st round - Wimbledon
- » Singles Quarterfinalist - Birmingham Premier
- » Singles 1st round - Roland Garros
- » Singles Finalist - Bogota International
- » Doubles Winner - Bogota International
- » Singles Winner - Irapuata \$25,000
- » Doubles Winner - Irapuata \$25,000
- » Doubles Finalist - Dothan \$80,000
- » Singles 2nd round - Australian Open
- » Singles Semifinalist - Canberra \$60,000
- » Singles Quarterfinalist - Bendigo \$60,000
- » Singles Quarterfinalist - Toowoomba \$25,000
- » Singles Winner - Gatineau \$25,000
- » Singles Quarterfinalist - Winnipeg \$25,000



JESSICA MOORE

- » WA Regional Roadshow Ambassador
- » Doubles 1st round - US Open
- » Doubles Semifinalist - Istanbul International
- » Doubles Semifinalist - Bogota International
- » Doubles Finalist - Monterrey International
- » Doubles Quarterfinalist - Shrewsbury \$60,000
- » Doubles Quarterfinalist - Auckland International
- » Doubles Finalist - Tianjin International
- » Doubles Winner - Guangzhou International

NATIONAL ACADEMY



WA's high performance training environment located at the State Tennis Centre in Perth offers a comprehensive training structure for athletes who fulfil the entry selection guidelines based on results, ranking, representation and recommendation.

The program closely aligns with both the State Academy and the Talent Development programs to ensure Western Australia athletes have a credible pathway that builds and fosters the development of quality international standard players who are competitive at Grand Slam events and capable of representing their country in Davis Cup/Fed Cup competitions.

The National Academy continues to use a holistic approach to each athlete's development by offering professional access to physiotherapy, psychology, sports nutrition and sports medicine. As a high performance training environment, the National Academy is continually striving to improve training standards and expectations

Each athlete is assigned a Tennis Australia high performance coach to lead their development with regular access to strength and conditioning. Athletes are provided with an individualised training program and tournament schedule tailored to their phase of development and needs. Athletes are provided travel support to tournaments with their assigned coach. The National Academy continues to lead the way in high performance training in the State.



NATIONAL EVENTS

Australian Claycourt Nationals – Canberra

The Australian Claycourt Championships were held in Canberra during September and October 2018. WA performed exceptionally well with great results across both age groups. 19 players from WA participated in the Championships with Andrew Roberts, Len Cannell and Damien Ward providing coach support for the week. Highlights of the Championships included three-quarters of the 14/U girl's semi finalist's coming from WA. Taylah Preston was the National Doubles Winner partnering Sienna Leeson from NSW and Talia Gibson was a singles finalist the 14/U Girls event.

Notable Results:

- » 12/U Girls: Rhea Makesar – Semi Finalist
- » 14/U Boys: Zach Viiala & Derek Pham – Quarter Finalist's
- » 14/U Girls: Talia Gibson – Finalist.
- » 14/U Girls: Taylah Preston, Shanelle Iaconi – Semi Finalist's



December Showdown - Melbourne

The December Showdown is the pinnacle tournament of the Australian Junior National events hosted annually at Melbourne Park. WA was well represented with 41 athletes across the various age groups. Andrew Roberts, Tom George, Len Cannell and Damien Ward provided coach support during the three weeks.

WA performed exceptionally well throughout the tournament winning two National Singles titles, two National Doubles titles and one teams title.

Individual Results:

- » 14/U Boys Singles National Champion – Derek Pham
- » 14/U Girls Singles National Champion – Talia Gibson
- » 14/U Boys Doubles National Champions – Derek Pham & Edward Winter (SA)
- » 18/U Boys Doubles National Champions – Tristan Schoolkate & Dane Sweeney (QLD)

Other notable results:

- » 14/U Girls – Singles Quarter Finalists: Shanelle Iaconi, Taylah Preston and Jessie Culley
- » 14/U Girls – Doubles Finalists: Shanelle Iaconi & Cassidy Mataia
- » 14/U Boys – Singles Semi Finalist: Kent Yamazaki

National Teams Championship

The National Teams event included outstanding results for WA. Three of the four teams progressed through to the semi-finals proving the great depth coming through the juniors in WA. The 14/U Girls including Talia Gibson, Shanelle Iaconi, Taylah Preston and Jessie Culley won the National Teams Championships defeating Japan in the final.

12/U Boys.

- » Jake Dembo, Marko Mrdak & Yang Park.
- » Manager – Damien Ward
- » Team finished 4th

12/U Girls.

- » Rhea Makesar, Yelena Kelleher & Yana Ruzic
- » Manager – Marisa Gianotti
- » Team finished 6th

14/U Boys.

- » Derek Pham, Kent Yamazaki & Zach Viiala
- » Manager – Len Cannell
- » Team finished 4th

14/U Girls.

- » Talia Gibson, Shanelle Iaconi, Jessie Culley & Taylah Preston
- » Manager – Tom George
- » Team finished 1st

Many of WA's best private coaches were also in attendance. They attended Professional Development opportunities in Melbourne which consisted of Andrew Roberts, Tom George and Emma Hayman (QLD) presenting on observations from junior tours to Europe. Observations and implications for the 'Talent' space in Australia which is 15/U.



NATIONAL CAMPS

National Female Camp "Heat & Hydration"

Hosted by Tennis Australia, the National 'Heat & Hydration' female 14th birth year camp was held in Adelaide at the beginning of 2019. The top 15 female players (2005 age group) from across Australia were selected with West Australian athletes Taylah Preston, Jessie Culley and Lily Fairclough honoured with selection. Tennis Australia's National Women's Tennis Manager Rohan Fisher and fellow Tennis Australia's staff member Emma Shoemaker led the camp's charge with National Academy Manager Tom George providing coach support for the week.

The camp was specifically designed around the education of hydration and recovery practices while competing. The girls attended nutrition sessions, participated in well-being activities, spent time at the Port Adelaide Football Club and were lucky enough to attend the World Tennis Challenge at Memorial Drive watching global superstars Victoria Azarenka and Fernando Verdasco. Players had doubles training with WA's own Fed Cup star Storm Sanders in addition to on court sessions with some of the country's best coaches. Playing two high level AMT's in South Australia, players gained valuable match-play experience against top ranked players.

'Stay on the Clay' 14/U Female Gold Coast Camp

Australia's best female 14/U players from the 2004 birth year were invited to the Gold Coast for a week long intensive training camp at KDV Tennis Academy. West Australia's Shanelle Iaconi and Talia Gibson were invited however other commitments meant Talia was unable to attend. Shanelle spent the week training on the clay with some of the country's top coaches and participated in on court sessions, physical activities, well-being initiatives and presentations.

Fed Cup Foundation ITF USA Tour

Talia Gibson and Shanelle Iaconi were honoured with selection for the Fed Cup Foundation ITF USA Tour playing three high level ITF's in Florida and gaining valuable match-play experience against the world's best. The tour selects the top 8 Australian girls from the 2004 birth year. The tour aims to educate the girls on a number of professional pathways and university opportunities. The girls visited some of the top universities in America, stayed and trained at Chris Evert Tennis Academy, visited the USTA Tennis Centre in Orlando, Florida and had a fun excursion to Disneyworld. Former great and grand slam doubles champion Sandon Stolle joined managers Rohan Fisher and Emma Shoemaker and players on the tour.

NATIONAL ACADEMY

AUSTRALIAN JUNIOR ATHLETE OF THE YEAR - NOMINATION

Tristan Schoolkate was nominated as one of three finalists at the Newcombe Medal Australian Tennis Awards in Melbourne, following his win at the WA state awards in the Junior Tennis Star category. The national award was ultimately won by Rinky Hijikata.

WA AUSTRALIAN TEAM SELECTIONS

West Australian juniors fared well with Talia Gibson, Zach Viiala, Taylah Preston and Jessie Culley all earning the highest honours in junior tennis in being named on Australian representative teams. Talia was selected to represent Australia at the Junior Fed Cup Asia/Oceania qualifying event held in Bangkok, Thailand during April. Zach, Taylah and Jessie were selected to represent Australia at the World Junior Teams Asia/Oceania qualifying event held in Kuala Lumpur, Malaysia which also took place in April.

The Australian representative selections proved as outstanding recognition for each player consistent results and hard work on the practice court maintained throughout the previous year. Tennis West is very proud of Australian representative with four of the possible selection being awarded to West Australian athletes.

Talent Manager Damien Ward was named Captain of the boy's team which travelled to Malaysia and qualified for the end of year finals in Prostějov, Czech Republic where the top 16 countries in the world played for the world championship title.

World Junior Teams - Girls

- » Taylah Preston (WA)
- » Jessie Culley (WA)
- » Hana Sonton (Qld)
- » Coach: Steve Blundell (VIC)

World Junior Teams - Girls

- » Zach Viiala (WA)
- » Jeremy Zhang (NSW)
- » Alex Despoja (SA)
- » Coach: Damien Ward (WA)

Junior Fed Cup

- » Talia Gibson (WA)
- » Annerley Poulos (ACT)
- » Anastasia Berezov (NSW)
- » Coach: Jaslyn Hewitt-Shehadie (NSW)

Junior Davis Cup

- » Philip Sekulic (QLD)
- » Cooper White (VIC)
- » Shuannon Tricerri (NSW)
- » Coach: Bernard Goerlitz (NSW)



2019 AUSTRALIAN OPEN - WA RESULTS

Western Australian athletes had fantastic success at the 2019 Australian Open. Astra Sharma made a stellar run from qualifying to the second round of the main draw in the Women's Singles taking her WTA ranking to #160.

In the mixed doubles event, Astra went on to partner with John Patrick Smith (QLD) to make an incredible run to the Final of her maiden Grand Slam.

John Peers partnered Henri Kontinen to reach the Men's doubles final which was another great achievement for the dynamic duo.

Astra Sharma

- » Women's Singles second round
- » Mixed Doubles Finalist

John Peers

- » Men's Doubles Finalist

Matthew Ebden

- » Men's Singles second round

Jessica Moore

- » Women's Doubles second round

Maddison Inglis

- » Women's Singles first round qualifying
- » Mixed doubles first round qualifying

AO Juniors

Tristan Schoolkate

- » Boys Singles first round
- » Boys Doubles quarter finalist partnering Dane Sweeney

Talia Gibson

- » Girls Singles first round
- » Girls Doubles first round

ITF TOURS

Fiji B2 & Sydney ITF

Tristan Schoolkate was selected to represent Australia at the prestigious invitational B2 Oceania Closed Junior Championships in Fiji. Tristan performed exceptionally well reaching the singles final and semi finals of the doubles with Dane Sweeney (Qld). This was a great result against strong International competition. Tristan followed up the great week in Fiji with a perfect performance in Sydney where he won both the singles and doubles at the Australian Winter International Grade 3. The stellar two weeks saw Tristan launch himself into the Top 100 in the World ITF Junior Rankings.

NZ ITF Tour

National Academy Manager Tom George provided coach support and duty of care for Derek Pham, Jessie Culley and Samuel De Andrade for the New Zealand ITF Tour. The tour included two Grade 4 ITF's in Wellington and Christchurch. Derek Pham played spectacular tennis in Christchurch to win four singles matches in a row to claim his first 18/U ITF world ranking points.

QLD ITF's

State Coach Len Cannell travelled with some of Western Australia's top performing athletes to the Queensland ITF's for match-play experience and the opportunity to take on some of the best performing talent in Asia. Tristan Schoolkate, William Hann, Matthew De Groot, Daniel Downey, Nadia Rajan, Lexie Weir, Natasha Camer-Pesci, Talia Gibson and Casey Tay all competed at the Queensland ITF's. Notable results are included below:

18/U Brisbane Rod Laver QLD Junior Championships - Grade 4

Tristan Schoolkate

- » Boys Singles Semifinalist
- » Boys Doubles Winner with Ken Cavrak

William Hann

- » Boys Doubles Quarterfinalist with Cooper White

Talia Gibson

- » Girls Singles Quarterfinalist
- » Doubles Quarterfinalist with Casey Tay

18/U Mapei Gold Coast Junior International - Grade 4

Tristan Schoolkate

- » Boys Doubles Winner with Ken Cavrak
- » Boys Singles Semifinalist

William Hann/Cooper White

- » Boys Doubles Quarterfinalist with Cooper White

NSW/ACT ITF EVENTS

State Coach Len Cannell traveled with WA athletes to the NSW and ACT ITF's for great match-play experience. West Australian athletes included Lauren Nikoloski, Lexie Weir, Talia Gibson and Ethan Cook. Talia Gibson and her partner Jessica Halo (Qld) reached the Doubles Quarterfinals in Canberra whilst Lexie Weir was a Singles Quarterfinalist.

NATIONAL ACADEMY

DARWIN ITF TOUR

West Australian players Derek Pham, Ethan Cook, Ethan Dunn, Zachary Viiala, Lexie Weir, Jessie Culley, Crystal Mildwaters, Georgia Tovich and Saanvi Tak travelled to Darwin for the J5 Darwin Junior International and J5 Northern Territory Junior International with Len Cannell providing coach support and duty of care.

Notable results included:

J5 Darwin Junior International – Grade 5

Jessie Culley

- » Girls Doubles Semifinalist with Tully Richter (SA).

Derek Pham

- » Boys Doubles Semifinalist with Rahul Desai (NSW)

J5 Northern Territory Junior International – Grade 5

Derek Pham

- » Boys Singles Semifinalists

Ethan Dunn

- » Boys Singles Semifinalists

VICTORIAN CLAY COURT ITF (MELBOURNE/MORNINGTON PENINSULA)

Tom George provided coach support for nine WA athletes at the The Nicholas Lynch Real Estate Victorian Junior International Grade 4 (Mornington, VIC) and Gallipoli Youth Cup Grade 4 ITF (Melbourne, VIC) with the young athletes gain incredible experience and a number of players gain their first ITF ranking points. West Australian athletes included Will Hann, Derek Pham, Ethan Dunn, Ethan Cook, Connor Enslin, Shanelle Iaconi, Jessie Culley, Tara Gilich and Lexie Weir.

NATIONAL TEAMS EVENT – GOLD COAST

The National Teams event changed locations, dates and age groups this year with a new look format taking place on the Gold Coast at KDV this year. The teams event saw the 11/U event played on hardcourt and the 13/U event played on clay. The team's event took place from the 30th June to the 4th July 2019.

WA had a successful campaign winning two of the four National Championships on offer with titles in the 11/U boys and the 13/U girls. Winning half of the titles on offer showed the great depth coming through in the juniors in WA.

State Team selections and the respective managers are listed below.

11/U State Team – Boys (Team finished 1st)

- » Jake Dembo
- » Liam Mcdowell
- » Nemanja Savic
- » Manager/Coach – Damien Ward

13/U State Team – Boys (Team finished 4th)

- » Zachary Viiala
- » Mauhan Dass
- » Marko Mrdak
- » Manager/Coach – Len Cannell

11/U State Team – Girls (Team finished 6th)

- » Tara Aleksic
- » Alice Stevens
- » Yuvna Dass
- » Manager/Coach – Marisa Gianotti

13/U State Team – Girls (Team finished 1st)

- » Taylah Preston
- » Jessie Culley
- » Lily Fairclough
- » Manager/Coach – Tom George



STATE ACADEMY



WESTERN AUSTRALIAN ATP & WTA RANKINGS (AS OF 30/06/19)

Singles

ATP # Matthew Ebden 64

WTA # Astra Sharma 92

WTA # Maddison Inglis 274

WTA # Jelena Stojanovic 747

WTA # Storm Sanders P/R. Injury

WTA # Maree Teiwa Casey 1061

Doubles

ATP # John Peers 19

ATP # Matthew Ebden 113

WTA # Jess Moore 53

WTA # Astra Sharma 125

WTA # Maddison Inglis 343

WTA # Storm Sanders 423. Protected ranking of 80

The Tennis West Academy (TWA) is a state based program that assists in the development of elite juniors and aligns closely with the National Academy (NA) and the Talent Development Squad (TDS). The program plays an integral role to the athlete development pathway.

The primary goal of the TWA is to transition players to the NA by satisfying the necessary criteria. It also acts as the next progression for athletes graduating from the Talent Development Squad (TDS). If athletes are unable to transition into the NA the TWA provides a training environment for those who may wish to pursue a professional tennis career or endeavour to play college tennis in the USA.

TENNIS WEST ACADEMY SNAPSHOT

- » Up to 35 athletes
- » 16-20 athletes/session
- » Aged 12-17 years of age
- » 3 x 3 hour training session/week
- » Competitive and drilling elements
- » Additional strength and conditioning sessions

Players from the Talent Development program either transition into the TWA or National Academy. Having an underpinning junior program has ensured a constant flow of juniors moving through the pathway and into the TWA, which in turn increases the chances of players moving even further through into the National Academy.

The Head Coach and Manager for the TWA is Len Cannell who is also the Physical Performance coach for the NA. This ensures a seamless transition from one academy to the next with respect to the athlete's physical development. Len is also helped by assistant coaches Mitchell Pleydell, Peter Schoolkate, Marisa Gianotti and Brad Ladyman.

TWA offers 'Duty of Care' Tours to the Platinum junior events (12s/14s Nationals) and ITF junior tournaments. During 2018/19, four tours were undertaken to Brisbane, Sydney/Canberra, Melbourne, and Darwin. These tours provide athletes with the opportunity to compete in a team environment at National and International events.

CAMP COURAGE

Camp Courage is always a major highlight on the program calendar and this year saw eleven TWA and Talent Development Squad athletes travel to Margaret River for the camp. This year's theme was *'What are you doing to get better when nobody is watching'*, with a heavy emphasis on the Tennis Australia values of 'Compete, Commit, Respect'. The camp equipped athletes with strategies and techniques they can implement away from the training environment.

DECEMBER SHOWDOWN

The December showdown in Melbourne is the major event on the calendar and includes the 12's and 14's State Team competition. WA was represented in the 14's by Derek Pham, Zac Viiala, Kent Yamazaki, Talia Gibson, Shanelle Iaconi, Taylah Preston and Jessie Culley. The girls were outstanding during the competition and took out the title whilst the boys finished a very credible fourth. The 12's teams event saw Jake Dembo, Marko Mrdak, Yang Park, Rhea Makesar, Yelena Kelleher, and Jana Ruzic wear the black and gold. The boys fought above their weight and finished fourth and the girls a credible sixth.

TALENT DEVELOPMENT



PROJECT TALENT

In WA, the Talent Development pathway has an objective to develop a holistic training environment with specific objectives to:

- » Identify and develop the most promising 12 and under players
- » Track the development of our most promising 12 and under athletes
- » Continue to develop a passionate network of private coaches specialising in the 12/u age group
- » Have one 12/under boy and girl reach the singles quarterfinals or better at the December Showdown
- » Continue to have WA athletes selected to represent Australia in junior international teams

PRIVATE COACHES/TALENT DEVELOPMENT COACHES

Throughout 2018/19 the Talent Development Coach system was replaced with the Coach Support Scheme.

The Coach Support Scheme allows for more coaches who meet player result or representation criteria, to receive various awards given by Tennis Australia. Results and representation begin at the Super 10s level and progresses through until a player turns 15 years of age. The new system has been successful with several private coaches accessing travel support to both National and International tournaments.

Private Coaches are an important aspect of the player development pathway in WA. Private Coaches provide assistance to the National Academy with the objective to develop the best 12 & under athletes. In addition, Private Coaches are involved with the delivery of the Super 10s competition and Talent Development camps.

PROJECT TALENT - COMPETITIONS

Super 10's is the pinnacle 10/u Green Ball competition in Australia. 32 athletes (16 girls and 16 boys) are selected and placed in a team of four players to compete against their peers during a five week competition. The best four girls, and best four boys are then selected to compete in the National Super 10's competition, which is held during the Australian Open in January. In addition to the Super 10s we have conducted a Super B's competition for all players that miss out on the final selection.

BRUCE CUP

The Bruce Cup has a long and proud tradition with many of Australia's finest players beginning their international careers at this event. WA had some fantastic results coming fifth in the overall competition which was held in Adelaide.

STATE TEAMS

The inaugural State Teams competition, for player's 11/U and 13/U, was held on the Gold Coast in June and July. Four teams were entered with two boy's teams and two girl's teams. As a State, the teams achieved the best result in taking home the 11/U boys title as well as the 13/U girl's title.

DEVELOPMENT TEAM SQUADS & TRAINING ENVIRONMENT

The Development Team Squad is the entry-level program in the performance pathway and aligns with the National Academy (NA) philosophy and values – Compete, Commit & Respect, providing athletes, parents and private coaches with a clear understanding of the long-term expectations of the National Academy.

The goal of the Development Team Squad is to increase the quality and quantity of 12/U players in Western Australia. This is achieved primarily through building strong relationships with the athletes and their private coach. The objective of the squad is to increase volume while providing world-class information.

The squad brings together some of the best 12/U players in Western Australia to train in a focused high performance environment. The introduction of strength and conditioning aims to ensure good training habits, core physical skills and coordination are established at an early age.

SUPER 10S TRAINING

The Super 10s training commenced in Term 4 2018 during the weeks of the Super 10s competition. All 32 players were invited to be part of the 5-week training block. The objective was to bring participants together with the aim of fostering friendships whilst experiencing training in a high intensity training environment.



PARENT INFORMATION WORKSHOPS

A total of four workshops were held over the year for athletes and parents involved in the training environment at Tennis West. A combination of sports psychology and sports nutrition workshops were held with the following focus for athlete development:

- » Nutrition for Tennis Athletes
- » Sports Psychology – Improving Mental Toughness
- » Wellbeing Program Initiatives
- » Academy Induction

JUNIOR HOPMAN CUP

A total of 16 players aged 12 -15 were invited to play in the Junior Hopman Cup which ran in January 2019. Players were paired and represented the countries that were participating in the 2019 Hopman Cup. Eight teams played three rounds before the final round. The eventual winners of the Junior Hopman Cup were Kent Yamazaki and Saanvi Tak who represented Greece. Players involved were fortunate to meet Cameron Norrie, Ash Barty, David Ferrer and Garbine Muguruza. Cameron Norrie spoke to the group of players about the benefits of College Tennis whilst Ash Barty spoke about life on Tour and the junior tennis journey.

REGIONAL TENNIS CAMP

A total of 23 players attended a 2-day regional talent camp at the Australind Tennis Club in May 2019. A pleasing mix of boys and girls attended and enjoyed the benefit of two local private coaches in addition to three coaches who travelled from Perth to conduct the camp. In October 2018 we conducted a D'Arcy Slater Foundation Boys Camp in conjunction with the Tennis West team.

MARKETING & COMMUNITY ENGAGEMENT



Tennis West is committed to growing the tennis fan base in Western Australia by leveraging our major events and creating a positive media profile.

Tennis West has held a number of events throughout the year aimed at engaging the local community, celebrating tennis in WA and recognising and rewarding the volunteers, coaches, players, officials and key stakeholders that play such a major role in the delivery of our sport.

2018 WA TENNIS INDUSTRY AWARDS NIGHT

The 2018 WA Tennis Industry Awards Night, was held in October and was proudly presented by major sponsor KC Australia. This prestigious event celebrates tennis in Western Australia and recognises the outstanding achievements of our state's junior and senior players, officials, coaches, administrators and volunteers.

This year, the event was held at the brand new River View Room at Optus Stadium, in front of a record crowd of 340 members of the WA tennis community. There was also a record number of Award Nominations with over 55 submissions across all 17 Award Categories.

Alexander Park Tennis Club was named Most Outstanding Large Club for the second year in a row. This also marks the fourth time in seven years the club has been bestowed the coveted title.

In the Most Outstanding Small Club category, Tom Price Tennis Club and Safety Bay Tennis Club shared the honours.

Cottesloe TC stalwart, Allan Wall was honoured with the Service to Tennis Award for his considerable contribution to his club, Tennis West, and the sport over the last 60 years.

Whilst in the Volunteer Achievement category, Alexander Park Tennis Club President, Ceri Wagnell, and Safety Bay Tennis Club Secretary Toni Bellingham were named as joint winners.

This year, the Coaching Excellence Club Award was re-named the Arthur Marshall Coaching Excellence Club Award in honour of the outstanding legacy of the great Arthur Marshall who passed away in 2018. Mike Gill, from Next Generation Perth South, took out the honours in this award category.

In the Coaching Excellence: High Performance Category, John Thorpe from Dalkeith Tennis Club was recognised for his work in delivering a quality, comprehensive, holistic coaching program.

The WA Tennis Industry Awards Night is a great opportunity to reflect on the successes of the last 12 months, whilst celebrating and rewarding the achievements of some stand out clubs, schools, coaches, players and volunteers, who have all made an incredible contribution to our sport.

All winners of the WA Tennis Industry Awards Night were nominated for their respective categories at the Newcombe Medal Australian Tennis Awards, with three of the nominees, John Thorpe, Tristan Schoolkate and the Nedlands AMT & Junior Classic being named as finalists at the event.



The full list of 2017 WA Tennis Industry Awards Winners is detailed below:

- » **Imagine Cruising JUNIOR TENNIS STAR** - Tristan Schoolkate
- » **KAREN BUCENS AWARD** - Ella Nurkic
- » **RTHUR MARSHALL COACHING EXCELLENCE - CLUB** - Mike Gill, Next Generation Perth South (Bibra Lake)
- » **PAV Events COACHING EXCELLENCE - HIGH PERFORMANCE** - John Thorpe, Dalkeith Tennis Club
- » **KC Australia MOST OUTSTANDING SCHOOL** - Dunsborough Primary School
- » **Discuss on Demand MOST OUTSTANDING INCLUSION INITIATIVE** - Local Parks Tennis Program: Edmund Rice Centre; and Rec Link Tennis Program (Joint Winners)
- » **Tim Davies Landscaping LOCAL GOVERNMENT AWARD** - City of Busselton
- » **STATE LEAGUE CHAMPION MEN'S TEAM** - Mosman Park Tennis Club
- » **STATE LEAGUE CHAMPION WOMEN'S TEAM** - Royal Kings Park Tennis Club
- » **MEN'S STATE LEAGUE MVP** - Joel Pleydell, Cottesloe Tennis Club
- » **WOMEN'S STATE LEAGUE MVP** - Bojana Bobusic, Royal Kings Park Tennis Club
- » **Event Style MOST OUTSTANDING AR TOURNAMENT** - Gordon Davies Real Estate Nedlands AMT & Junior Classic
- » **Ansa Global Security EXCELLENCE IN OFFICIATING** - Rosario Corvaia
- » **Current Electrical Service VOLUNTEER ACHIEVEMENT AWARD** - Ceri Wagnell, Alexander Park TC; and Toni Bellingham, Safety Bay TC (Joint Winners)
- » **Empire Insurance Group SERVICE TO TENNIS AWARD** - Allan Wall, Cottesloe Tennis Club
- » **Sportrophy MOST OUTSTANDING SMALL CLUB** - Tom Price Tennis Club; and Safety Bay Tennis Club (Joint winners)
- » **Sportrophy MOST OUTSTANDING LARGE CLUB** - Alexander Park Tennis Club

Tennis West is extremely lucky to have a long list of award sponsors; some of whom have been supporting Tennis West and this event for many years. Thank you to KC Australia, Sportrophy, PAV, Empire Insurance Group, Current Electrical Service, Event Style, Imagine Cruising, Ansa Global Security, Discuss on Demand and Tim Davies Landscaping.

2019 VOLUNTEERS COCKTAIL FUNCTION

The 2019 Tennis West Volunteers Cocktail Function was held in May at the South Perth Community Hall.

The event saw 300 members of the tennis community gather to recognize and reward the incredible contribution our volunteers make to our clubs, and our sport. Fittingly, the event coincided with National Volunteers Week which ran from 20-26 May. The theme for this year's week-long celebration was 'Making a world of difference' which represents the millions of volunteers who make a profound impact in their communities and on society.

In celebration of National Volunteers Week, Tennis West also produced a series of 7 videos featuring the finalists of the 2018 Volunteer Achievement Award. The volunteers spoke candidly about their volunteering journey, what motivates them to give back to their community and what volunteering means to them.

Tennis West would like to acknowledge all of our volunteers who have served in many different capacities. Some have just started their volunteering journey, and others have been doing so for upwards of 50 years. No matter the time period, we would like to take this opportunity to thank our volunteers for their service. Volunteers are the backbone of our sport, and the heart and soul of our clubs.

Tennis West would like to thank Showcase Catering, who not only sponsored the event, but also provided the high quality catering available to the guests at the function.



MARKETING & COMMUNITY ENGAGEMENT

MASTERCARD HOPMAN CUP BREAKFAST EVENTS

President's Breakfast

The President's Breakfast was the first of many events held during the Mastercard Hopman Cup. Tennis West President Wayne Firms welcomed 130 Presidents and Club Committee members to the Reveley Room at RAC Arena.

The event hosted by Tennis West, recognised the efforts of Club Presidents and committee members that work tirelessly behind the scenes to ensure the game of tennis is enjoyed by all.

Attendees heard from two panels of Club Presidents including Alexander Park Tennis Club Ceri Wagnell, Terry Fraser, President of Safety Bay Tennis Club, Sue Redmond from Blue Gum Park Tennis Club, Dan Kerrigan from Bayswater Tennis Club and Cameron Jenkinson from Allen Park who generously shared their successes in lifting club profiles, engaging the local community, facility development, increasing revenue streams, and promoting the game of tennis.

The morning concluded with attendees invited to watch Germany take on Spain in the third match of the Mastercard Hopman Cup with top ranked players from both countries providing World Class Tennis for all to enjoy.



Women in Tennis Legends Breakfast

WA superstar and legend of the game Casey Dellacqua, was this year's guest of honour at the 2019 Women in Tennis Breakfast, co-hosted by Women in Tennis and Tennis West.

The breakfast was held in the Reveley Room at RAC Arena with a well-supported attendance of 155 guests. The long-running annual event raises funds in support of West Australian female tennis players.

Joining special guest Casey Dellacqua was Tennis West CEO and Hopman Cup General Manager, Michael Roberts, Tennis West President, Wayne Firms and Women in Tennis President, Trish Ross and the Women in Tennis Committee members.

Michael Roberts, acknowledged the challenges faced by West Australian athletes, but also the impact that the Women in Tennis fundraising efforts have on their development, with the committee contributing upwards of \$13,000 to WA junior female players in 2018.

School Teachers Breakfast

150 West Australian Primary and High School teachers attended the 2019 Mastercard Hopman Cup Teacher Breakfast. The breakfast served as a thank you event to the teachers and schools who have embraced the ANZ Hotshots Tennis Schools Program as part of their schools PE curriculum.

This year Alicia Molik was the special guest speaker at this event, and provided insight into her tennis journey from a junior tennis player right through to a grand slam competitor.

Tennis West Schools Coordinator Jason Marrable also provided a review of the 2018 year and teachers were given the opportunity to network before enjoying the morning tennis session.



Coaches Breakfast

The Coaches Breakfast was a casual cocktail breakfast held at Peppers Hotel prior to the start of Session 9 of the Mastercard Hopman Cup. The event was designed to thank 36 of the local coaches for the time and effort they put into developing the young tennis players of Western Australia.

The coaches were formally acknowledged by Coach Development Manager, Rob Kennedy, before special guest speaker Mark Petchey addressed the coaches and provided valuable insights and stories as a player, media presenter and coach. The attendees were then able to network before watching Great Britain v USA on centre court.

Female Coaches Cocktail Function

The Inaugural Female Coaches Cocktail Function was held on Friday 4 January prior to the Australia v Germany Match at the Mastercard Hopman Cup. This event saw 45 female coaches across the state come together to connect, share knowledge and provide leadership and direction to fellow coaches in the tennis industry.

Local Government Breakfast

As a part of the overall Hopman Cup festivities, Tennis West extended an invitation to local government partners to gain greater strategic facility management insights from the sport of tennis. Steve Marquis Head of Places at Tennis Australia visited Perth to share a nationwide facilities vision.

Key points shared with the 23 local government officers at the event included Tennis Australia's Places Strategy and Infrastructure Planning Document, Social Return on Investment, Preferred Project Planning pathway and benchmarking of WA Tennis clubs.



WOMEN IN TENNIS REPORT

On behalf of the Women in Tennis Committee, I am pleased to present the report for the 2018/2019 tennis season which proves another successful year of supporting West Australian girls and women in tennis.

Women in Tennis were thrilled to continue their support of rising stars Talia Gibson, Taylah Preston, Jessie Culley, Lily Fairclough, Shanelle Iaconi and Rhea Makesar throughout 2018/2019. In addition, the committee were pleased to sponsor representative Bruce Cup and Foundation Cup teams which allowed Yelena Kelleher, Jana Ruzic, Talia Edgar, Peyton Duckett, Alfee Stevens, Justine Hayward Janney, Stella Wildberger and Maybella Brown to compete interstate.

Throughout 2018/2019 Women in Tennis were privileged to witness the impact of our support in WTA players Astra Sharma, Maddison Inglis and Jessica Moore who continue to achieve great results on the professional circuit.

Committed to the continued support of West Australian women and girls in tennis, the committee holds a variety of fundraising events throughout each year. In September we hosted the USA Hardcourt Doubles event at the State Tennis Centre with 76 players in attendance. In October, the Women in Tennis Gala Day was hosted by Nedlands TC, Alexander Park TC and East Fremantle TC where 112 players took the courts across the three host venues.

The Women in Tennis Breakfast was held on January 2 ahead of the France V Germany match at this year's Hopman Cup. 155 guests filled RAC Arena's Reveley room where guest speaker Casey Dellacqua was interviewed by Peter Vlahos. As our major fundraising event of the year special mention must go to Doris Brinkhaus of Brinkhaus Jewellers who was again incredibly generous in the donation of raffle prizes. Thanks must also go to Sienas and Tennis West for their continued support.

Attracting 72 ladies pairs, the Women in Tennis Doubles Event was hosted by the Cottesloe TC in April with raffle prizes again kindly donated by Doris Brinkhaus. The Helen Waters Perpetual Trophy was won by Fiona Davis and Mareena Watson.

Socially, the committee have been kept very busy throughout the year, attending the Tennis West Awards night, the Mastercard Hopman Cup Yagan Square activation event, Hopman Cup matches and the Tennis West Volunteers Cocktail evening.

After 17 years of service to the Women in Tennis committee, it is with great sadness that we announce that Treasurer Julie Green has tendered her resignation. Throughout her time on the committee Julie has been influential across a number of roles:

- » Vice President 2002 - 2004
- » President 2004 - 2006
- » Committee member 2006 - 2013
- » Treasurer 2013 - 2019

Julie's humour, friendship and commitment to the committee will be sadly missed and we wish her all the very best as she sets off on her travels around the world.

Former committee member Jan Hatch (2006-2010) will join Bobbie Edwards, Kerry Edwards, Gaye Hayes, Wendy Bloor, Delys Dear, Maureen Patman, Wati Sabarati-Harley and myself, Trish Ross in continuing to support West Australian girls and women in tennis.

On behalf of the committee I wish to acknowledge the ongoing support and contribution of all Tennis West staff. Sincere thanks must also go to our ever amazing major sponsors Doris Brinkhaus, Tennis Only and Siena's whose continued support allows us to ensure our female players are given every opportunity to compete.

Finally, thank you to all committee members who work tirelessly to ensure Women in Tennis continues to support our female players.

Trish Ross

President | Women in Tennis




FINANCIAL STATEMENTS

W.A. TENNIS ASSOCIATION

INCORPORATED

ABN 90 803 634 736

30 JUNE 2019



STATEMENT OF PROFIT OR LOSS & OTHER

COMPREHENSIVE INCOME

For the year ended 30 June 2019

	Note	2019 \$	2018 \$
Player development revenue	5	98,222	107,367
Tennis competitions revenue	5	470,057	463,551
Tennis business revenue	5	162,030	95,682
Tennis clubs & community revenue	5	939,911	790,074
Places to play revenue	5	73,211	33,925
Marketing revenue	5	95,071	75,807
Total revenue		1,838,502	1,566,406
Affiliation fees	6	406,269	408,578
Grants	6	654,210	686,413
Business disruption	6	-	11,408
DLGSCI Capital STC infrastructure grant	6	143,192	509,929
Public Transport Authority compensation	6	370,000	-
Other income	6	65,998	76,584
Total other income	6	1,639,669	1,692,912
Player development expenses		(188,464)	(184,545)
Tennis competitions expenses		(496,411)	(501,123)
Tennis business expenses		(501,810)	(463,434)
Tennis clubs & community expenses		(788,060)	(620,377)
Marketing expenses		(271,636)	(186,049)
Places to play		(184,971)	(152,252)
Finance & administration expenses		(524,384)	(554,122)
DLGSCI infrastructure expenses		(23,226)	(53,204)
Total expenses		(2,978,962)	(2,715,106)
Finance income	8	258,403	145,169
Finance cost	8	(21,054)	(1,953)
Net finance income		237,349	143,216
Net surplus for the period		736,558	687,428
Other comprehensive income		-	-
Total comprehensive income for the period		736,558	687,428

The statement of profit and loss and other comprehensive income is to be read in conjunction with the notes to the financial statements set out on pages 51 to 63.

STATEMENT OF FINANCIAL POSITION

As at 30 June 2019

	Note	2019 \$	2018 \$
Assets			
Cash and cash equivalents	10	1,500,405	1,536,261
Other financial assets	11	4,504,489	1,541,039
Trade receivables and other assets	12	303,495	333,778
Inventories	13	3,659	3,835
Total current assets		6,312,048	3,414,913
Property, plant and equipment	14	3,707,240	3,786,061
Total non-current assets		3,707,240	3,786,061
Total assets		10,019,288	7,200,974
Liabilities			
Trade and other payables	15	285,219	215,429
Employee benefits	16	218,790	189,813
Deferred income	17	2,725,308	624,928
Total current liabilities		3,229,317	1,030,170
Employee benefits	16	17,188	16,418
Deferred income	17	2,891,748	3,009,909
Total non-current liabilities		2,908,936	3,026,327
Total liabilities		6,138,253	4,056,497
Net assets		3,881,035	3,144,477
Members' equity			
Retained earnings		3,407,787	2,675,172
Capital and general reserves		473,248	469,305
Total members' equity		3,881,035	3,144,477

The statement of financial position is to be read in conjunction with the notes to the financial statements set out on pages 51 to 63.

STATEMENT OF CHANGES IN EQUITY

For the year ended 30 June 2019

	100 Club Fund & Fundraising	Tennis Development Fund	Asset Replacement Reserve	Retained earnings	Total equity
Balance at 1 July 2017	33,860	99,181	340,000	1,984,008	2,457,049
Total comprehensive income for the period					
Total other comprehensive income	-	-	-	-	-
Surplus for the period	-	-	-	687,428	687,428
Allocation of funds	-	1,689	-	(1,689)	-
Transfer of 100 Club to Tennis Development Fund	(33,860)	33,860	-	-	-
Fundraising money	-	16,959	-	(16,959)	-
Payment of player grants	-	(22,384)	-	22,384	-
Balance at 30 June 2018	-	129,305	340,000	2,675,172	3,144,477
Balance at 1 July 2018	-	129,305	340,000	2,675,172	3,144,477
Total comprehensive income for the period					
Total other comprehensive income	-	-	-	-	-
Surplus for the period	-	-	-	736,558	736,558
Allocation of funds	-	3,355	-	(3,355)	-
Fundraising money	-	26,057	-	(26,057)	-
Payment of player grants	-	(25,469)	-	25,469	-
Balance at 30 June 2019	-	133,248	340,000	3,407,787	3,881,035

The statement of changes in equity is to be read in conjunction with the notes of the financial statements set out on pages 51 to 63.

STATEMENT OF CASH FLOWS

For the year ended 30 June 2019

	Note	2019 \$	2018 \$
Cash flows from operating activities			
Cash receipts from customers		5,278,701	1,993,332
Cash paid to suppliers and employees		(2,775,918)	(2,919,451)
Interest received		41,256	60,724
Cash receipts from government grants		237,214	971,058
Net cash from operating activities	20	2,781,253	105,663
Cash flows from investing activities			
Acquisition of property, plant and equipment	14	(138,441)	(497,367)
Payments for purchase of investments		(2,890,313)	(1,503,444)
Proceeds from sale of investments		124,909	6,319
Net cash used in investing activities		(2,817,109)	(1,994,492)
Net (decrease)/increase in cash and cash equivalents		(35,856)	(1,888,829)
Cash and cash equivalents at 1 July		1,536,261	3,425,090
Cash and cash equivalents at 30 June	10	1,500,405	1,536,261

The statement of cash flows is to be read in conjunction with the notes to the financial statements set out on pages 51 to 63.



SETS | GAMES

NOTES TO THE FINANCIAL STATEMENTS

NOTE 1. REPORTING ENTITY

The W.A. Tennis Association Incorporated ('Association') is an Association domiciled in Australia. The Association is incorporated under the Associations Incorporation Act 1987. The address of the Association's registered office is;

State Tennis Centre
282 Victoria Park Drive
Burswood WA 6100

The Association is a not-for-profit entity and the principal activities of the Association during the course of the financial year were the promotion and development of the game of tennis in Western Australia.

NOTE 2. BASIS OF PREPARATION

(a) Statement of compliance

The financial statements are Tier 2 general purpose financial statements which have been prepared in accordance with Australian Accounting Standards – Reduced Disclosure Requirements and the Associations Incorporation Act 1987. These financial statements comply with Australian Accounting Standards – Reduced Disclosure Requirements.

This is the first set of the Association's annual financial statements in which AASB 9 Financial Instruments has been applied. Changes to significant accounting policies are described in Note 3 (n).

The financial statements were approved by the Members of the Committee (the "Board of Directors") on 20 August, 2019.

(b) Basis of measurement

The financial report has been prepared on the historical cost basis.

(c) Functional and presentation currency

The financial report is presented in Australian dollars, which is the Association's functional currency.

(d) Use of estimates and judgements

The preparation of financial statements requires management to make judgements, estimates and assumptions that affect the application of accounting policies and the reported amounts of assets, liabilities, income and expenses. Actual results may differ from these estimates.

Estimates and underlying assumptions are reviewed on an ongoing basis. Revisions to accounting estimates are recognised in the period in which the estimate is revised and in any future periods affected.

In particular, information about significant areas of estimation uncertainty and critical judgements in applying accounting policies that have the most significant effect on the amount recognised in the financial statements are described in the following:

- Note 14 – property, plant and equipment (impairment assessment and determination of useful lives)

NOTE 3. SIGNIFICANT ACCOUNTING POLICIES

The principal accounting policies adopted in the preparation of the financial report are set out below. Other than adoption of AASB 9, refer Note 3 (n), these have been consistently applied to all periods presented in these financial statements.

(a) Financial instruments

(i) Recognition, initial measurement of derecognition

Financial assets and financial liabilities are recognised when the Association becomes a party to the contractual provisions of the financial instrument, and are measured initially at fair value adjusted by transactions costs, except for those carried at fair value through profit or loss, which are measured initially at fair value. Subsequent measurement of financial assets and financial liabilities are described below.

Financial assets are derecognised when the contractual rights to the cash flows from the financial asset expire, or when the financial asset and all substantial risks and rewards are transferred. A financial liability is derecognised when it is extinguished, discharged, cancelled or expires.

(ii) Classification and subsequent measurement of financial assets

Except for those trade receivables that do not contain a significant financing component and are measured at the transaction price, all financial assets are initially measured at fair value adjusted for transaction costs (where applicable).

For the purpose of subsequent measurement, financial assets other than those designated and effective as hedging instruments are classified into the following categories upon initial recognition:

- Amortised cost
- Fair value through profit or loss (FVPL)
- Equity instruments at fair value through other comprehensive income (FVOCI)

All income and expenses relating to financial assets that are recognised in profit or loss are presented within finance costs, finance income or other financial items, except for impairment of trade receivables which is presented within other expenses.

Classifications are determined by both:

- The Association's business model for managing the financial asset
- The contractual cash flow characteristics of the financial assets

All income and expenses relating to financial assets that are recognised in profit or loss are presented within finance costs, finance income or other financial items, except for impairment of trade receivables, which is presented within other expenses.

(iii) Subsequent measurement financial assets

Financial assets at amortised costs

Financial assets are measured at amortised cost if the assets meet the following conditions (and are not designated as FVPL):

- They are held within a business model whose objective is to hold the financial assets and collect its contractual cash flows
- The contractual terms of the financial assets give rise to cash flows that are solely payments of principal and interest on the principal amount outstanding

After initial recognition, these are measured at amortised cost using the effective interest method. Discounting is omitted where the effect of discounting is immaterial.

NOTES TO THE FINANCIAL STATEMENTS

The Association's cash and cash equivalents, trade and most other receivables fall into this category of financial instrument as well as long-term deposit that were previously classified as loans and receivables under AASB 139

Financial assets at fair value through profit or loss (FVPL) – loans and receivables

Financial assets that are held within a different business model other than 'hold to collect' or 'hold to collect and sell' are categorised at fair value through profit and loss. Further, irrespective of business model financial assets whose contractual cash flows are not solely payments of principal and interest are accounted for as FVPL. All derivative financial instruments fall into this category.

The Association do not currently hold any financial assets at FVOCI.

(iv) Cash and cash equivalents

Cash and cash equivalents comprise cash balances and call deposits with maturities of three months or less from the acquisition date that are subject to an insignificant risk of changes in their fair value, and are used by the Association in the management of its short term commitments.

(v) Non-derivative financial liabilities

The Association has the following non-derivative financial liabilities: interest bearing liabilities, bank overdrafts and trade and other payables.

As the accounting for financial liabilities remains largely unchanged from AASB 139, the Association's financial liabilities were not impacted by the adoption of AASB 9.

Financial liabilities are initially measured at fair value, and, where applicable, adjusted for transaction costs unless the Association designated a financial liability at fair value through profit or loss.

Subsequently, financial liabilities are measured at amortised cost using the effective interest method except for derivatives and financial liabilities designated at FVPL, which are carried subsequently at fair value with gains or losses recognised in profit or loss.

All interest-related charges and, if applicable, changes in an instrument's fair value that are reported in profit or loss are included within finance costs or finance income.

(b) Property, plant and equipment

(i) Recognition and measurement

Items of property, plant and equipment are measured at cost or deemed cost less accumulated depreciation (see below) and accumulated impairment losses. The cost of property, plant and equipment at 1 July 2004, the date of transition to AASBs, was determined by reference to its cost at that date.

Cost includes expenditures that are directly attributable to the acquisition of the asset and cost incurred in getting the asset ready for use. The cost of self-constructed assets includes the cost of materials, direct labour, the initial estimate, where relevant, of the costs of dismantling and removing the items and restoring the site on which they are located, and an appropriate proportion of production overheads. Purchased software that is integral to the functionality of the related equipment is capitalised as part of that equipment.

Where parts of an item of property, plant and equipment have different useful lives, they are accounted for as separate items (major components) of property, plant and equipment.

Any gain or loss on disposal of an item of property, plant and equipment (calculated as the difference between the net proceeds from disposal and the carrying amount of the item) is recognised in profit or loss.

(ii) Subsequent costs

The cost of replacing part of an item of property, plant and equipment is recognised in the carrying amount of the item if it is probable that the future economic benefits embodied within the part will flow to the Association and its cost can be measured reliably. The costs of the day-to-day servicing of property, plant and equipment are recognised in profit or loss as incurred.

(iii) Depreciation

Depreciation is recognised in profit or loss on a straight-line basis over the estimated useful lives of each part of an item of property, plant and equipment.

The estimated useful lives in the current and comparative periods are as follows:

- Leasehold Improvements - 50 years
- Plant and equipment - 3-10 years
- Courts - 45 years

The residual value, the useful life and the depreciation method applied to an asset are reassessed at least annually.

(c) Inventories

Inventories are measured at the lower of cost and net realisable value. The cost of inventories is based on the lower of costs and net realisable value, and includes expenditure incurred in acquiring the inventories and bringing them to their existing location and condition. Net realisable value is the estimated selling price in the ordinary course of business, less the estimated costs of completion and selling expenses.

(d) Impairment

(i) Financial assets (including receivables)

AASB 9's impairment requirements use more forward-looking information to recognise expected credit losses - the 'expected credit losses (ECL) model'. Instruments within the scope of the new requirements include loans and other debt-type financial assets measured at amortised cost.

The Association makes use of a simplified approach in accounting for trade and other receivables and records the loss allowance at the amount equal to the expected lifetime credit losses. In using this practical expedient, the Association uses its historical experience, external indicators and forward-looking information to calculate the expected credit losses using a provision matrix.

(ii) Non-financial assets

The carrying amounts of the Association's non-financial assets, other than inventories, are reviewed at each reporting date to determine whether there is any indication of impairment. If any such indication exists then the asset's recoverable amount is estimated.

An impairment loss is recognised if the carrying amount of an asset or its cash-generating unit exceeds its recoverable amount. A cash-generating unit is the smallest identifiable

asset group that generates cash flows that largely are independent from other assets and groups. Impairment losses are recognised in profit or loss. Impairment losses recognised in respect of cash-generating units are allocated first to reduce the carrying amount of any goodwill allocated to the units and then to reduce the carrying amount of the other assets in the unit (group of units) on a pro rata basis.

The recoverable amount of an asset or cash-generating unit is the greater of its value in use and its fair value less costs to sell. In assessing value in use, the estimated future cash flows are discounted to their present value using a discount rate that reflects current market assessments of the time value of money and the risks specific to the asset.

Impairment losses recognised in prior periods are assessed at each reporting date for any indications that the loss has decreased or no longer exists. An impairment loss is reversed if there has been a change in the estimates used to determine the recoverable amount. An impairment loss is reversed only to the extent that the asset's carrying amount does not exceed the carrying amount that would have been determined, net of depreciation or amortisation, if no impairment loss had been recognised.

(e) Employee benefits

(i) Long-term employee benefits

The Association's net obligation in respect of long-term service benefits is the amount of future benefit that employees have earned in return for their service in the current and prior periods. The obligation is calculated using expected future increases in wage and salary rates including related on-costs and expected settlement dates, and is discounted using the rates attached to the Corporate bonds at the balance sheet date which have maturity dates approximating to the terms of the Association's obligations.

(ii) Short-term employee benefits

Short-term employee benefits are expensed as the related service provided. A liability is recognised for the amount expected to be paid if the Association has a present legal or constructive obligation to pay this amount as a result of past service provided by the employee and the obligation can be estimated reliably.

(ii) Termination benefits

Termination benefits are expensed at the earlier of when the Association can no longer withdraw the offer of those benefits and when the Association recognises costs for a restructuring. If benefits are not expected to be settled wholly within 12 months at the end of the reporting, then they are discounted.

(f) Provisions

A provision is recognised if, as a result of a past event, the Association has a present legal or constructive obligation that can be estimated reliably, and it is probable that an outflow of economic benefits will be required to settle the obligation. Provisions are determined by discounting the expected future cash flows at a rate that reflects current market assessments of the time value of money and the risks specific to the liability.

(g) Revenue and other income

(i) Sale of goods

Revenue from the sale of goods is measured at the fair value of the consideration received or receivable, net of returns and allowances, trade discounts and volume rebates. Revenue is recognised when the significant risks and rewards of ownership have been transferred to the buyer, recovery of the consideration is probable, the associated costs and possible return of goods can be estimated reliably, and there is no continuing management involvement with the goods.

(ii) Rendering of services

Revenue from services rendered is recognised in the profit or loss in proportion to the stage of completion of the transaction at reporting date. The stage of completion is assessed by reference to surveys of work performed.

Revenue received in advance relating to the promotion of tennis at the State Tennis Centre has been deferred and is recognised on a straight-line basis over the period that the services are rendered.

(iii) Grant income

Reciprocal grants

Grants received on the condition that specified services should be delivered or conditions fulfilled are considered reciprocal. Such grants are initially recognised as a liability and revenue recognised as services are performed or conditions fulfilled.

Non-reciprocal grants

Where a grant is received where there is no performance obligation or return obligation, revenue is recognised when the grant is received or receivable.

(h) Lease payments

Payments made under operating leases are recognised in profit or loss on a straight-line basis over the term of the lease. Lease incentives received are recognised as an integral part of the total lease expense, over the term of the lease.

(i) Financial income and costs

Finance income comprises interest income on funds invested, dividend income and changes in the fair value of financial assets at fair value through profit or loss. Interest income is recognised as it accrues in profit or loss, using the effective interest method.

Dividend income is recognised in profit or loss on the date that the Association's right to receive payment is established.

(j) Financial assets at fair value through profit or loss

A financial asset is classified as fair value through profit or loss if it is held for trading or is designated as such upon initial recognition. Financial assets are designated at fair value through profit or loss if the Association manages investments and makes purchase and sale decisions based on their fair value in accordance with the Association's document risk management or investment strategy. Attributable transaction costs are recognised when incurred. Financial assets at fair value through profit or loss are measured at fair value, and changes therein are recognised in profit or loss.

Financial assets designated at fair value through profit or loss comprise equity securities that otherwise would have been classified as available for sale.

NOTES TO THE FINANCIAL STATEMENTS

(k) Income tax

The Association's income relates to its activities as an Association established for the encouragement of sport.

In following the Income Tax Assessment Act of 1997 Div 50 s.50-45, the Association's income is therefore considered exempt from income tax. Withholding tax from other jurisdictions is provided when the liability is due and payable.

(l) Goods and services tax

Revenue, expenses and assets are recognised net of the amount of goods and services tax (GST), except where the amount of GST incurred is not recoverable from the taxation authority. In these circumstances, the GST is recognised as part of the cost of acquisition of the asset or as part of the expense.

Receivables and payables are stated with the amount of GST included.

Cash flows are included in the statement of cash flows on a gross basis. The GST components of cash flows arising from investing and financing activities which are recoverable from, or payable to, the Australian Taxation Office are classified as operating cash flows.

(m) New standards and interpretations not yet adopted

The following accounting standards, amendments to accounting standards and interpretations have been identified as those which may impact the Association in the period of initial adoption. They were available for early adoption for the Association's annual reporting period beginning 1 July 2019, but have not been applied in preparing this financial report. The Association's assessment of the new and amended pronouncements that are relevant to the Association but applicable in future reporting periods is set out below.

AASB 15 Revenue from Contracts with Customers becomes mandatory for the Association's financial statements for the period beginning on 1 July 2019 and establishes a comprehensive framework for determining whether, how much and when revenue is recognised. The standard replaces existing revenue recognition guidance. The Association has undertaken an assessment of the impact of AASB 15 and anticipate that initial adoption of the Standard will not have a material impact on the Association's financial statements. The Association has decided not to early adopt this new standard.

AASB 16 Leases becomes mandatory for the Association's financial statements for the period beginning on 1 July 2019 and introduces a single, on-balance sheet accounting model for lessees. A lessee recognises a right-of-use asset representing its right to use the underlying asset and a lease liability representing its obligation to make lease payments. There are optional exemptions for short-term leases and leases of low value items. Lessor accounting remains similar to the current standard- i.e. lessors continue to classify leases as finance or operation expenses.

The Association has completed an initial assessment of the potential impact on its financial statements but has not yet completed its detailed assessment. The actual impact of applying AASB 16 on the financial statements in the period of initial application will depend on future economic conditions, including the assessment of Association's incremental rate, the composition of the Association's lease portfolio at that date, the Association's latest assessment of whether it will exercise any lease renewal options and the extent to which the Association chooses to use practical expedients and recognition exemptions.

The initial adoption of AASB 16 will not have a material impact on the Association. The Association has decided not to early adopt this new standard.

AASB 1058 Income of Not-for-Profit Entities becomes mandatory for the Association's financial statements for the period beginning on 1 July 2019 and establishes principles for NFP entities that apply specifically to transactions where the consideration to acquire an asset is significantly less than fair value principally to enable a NFP Association to further its objectives; and to volunteer services received. The directors have undertaken an assessment of the impact of AASB 1058 and anticipate that initial adoption of the Standard will not have a material impact on the Association's financial statements. The Association has decided not to early adopt this new standard.

(n) Changes in significant accounting policies

The Association has initially applied AASB 9 from 1 July 2018. AASB 9 sets out requirements for recognising and measuring financial assets, financial liabilities and some contracts to buy or sell non-financial items. This standard replaces AASB 139 Financial Instruments: Recognition and Measurement.

(i) ECL model

This new impairment model applies to financial assets measured at amortised cost, contract assets and debt investments at fair value through other comprehensive income, but not to investments in equity instruments. For assets in the scope of the AASB 9 impairment model, impairment losses are generally expected to increase and become more volatile. The Association has determined that the application of AASB 9's impairment requirements at 1 July 2018 not have a material impact on the Association.

The effect of adopting AASB 9 on the carrying amounts of financial assets at 1 July 2018 relates solely to the new impairment requirements, as detailed below:

	Measurement Category	
	Original AASB 139 Category	New AASB 9 Category
Assets		
Current financial assets		
Cash and cash equivalents	Amortised cost	Amortised cost
Other financial assets	Fair value through profit or loss	Fair value through profit or loss
Trade receivables and other assets	Amortised cost	Amortised cost
Liabilities		
Current financial liabilities		
Trade and other payables	Amortised cost	Amortised cost

NOTE 4. DETERMINATION OF FAIR VALUES

A number of the Association's accounting policies and disclosures require the determination of fair value, for both financial and non-financial assets and liabilities. Fair values have been determined for measurement and/or disclosure purposes based on the following methods.

- Level 1: quoted prices (unadjusted) in active markets for identical assets or liabilities
- Level 2: inputs other than quoted prices included within Level 1 that are observable for the asset or liability, either directly or indirectly
- Level 3: unobservable inputs for the asset or liability

Where applicable, further information about the assumptions made in determining fair values is disclosed in the notes specific to that asset or liability.

(i) Inventories

The fair value of inventories acquired are measured at the lower of costs and net realisable value.

(ii) Investments in equity and debt securities

The fair value of financial assets at fair value through profit and loss is determined by reference to market price at the reporting date.



NOTE 5. REVENUE

	2019 \$	2018 \$
Player development revenue		
Tennis Australia grants	45,000	45,000
Entry fees	9,665	17,494
Academy fees	43,557	44,873
	98,222	107,367
Tennis competitions revenue		
Tennis Australia grants	85,412	83,409
Entry fees	345,331	344,482
Sponsorship	20,000	15,000
Other income	19,314	20,660
	470,057	463,551
Tennis business revenue		
Catering and room hire income	11,914	29,105
Equipment sales	6,660	9,497
Car parking income	108,920	14,164
Other income	34,536	42,916
	162,030	95,682
Tennis clubs & community revenue		
Tennis Australia grants	873,660	712,275
Sponsorship	39,200	40,000
Entry fees	19,635	32,362
Other income	7,416	5,437
	939,911	790,074
Places to play revenue		
Tennis Australia grants	73,211	33,925
	73,211	33,925
Marketing revenue		
Sponsorship	46,005	38,187
Fundraising income	16,524	9,040
Ticket sales income	32,542	21,105
Other income	-	7,475
	95,071	75,807
Total revenue	1,838,502	1,566,406

NOTE 6. OTHER INCOME

	2019 \$	2018 \$
Affiliation fees	406,269	408,578
Tennis Australia grants	166,449	182,852
Healthway grant	150,000	150,000
Other government grants	337,761	353,561
	654,210	686,413
Business disruption	-	11,408
DLGSCI Capital STC infrastructure grant	143,192	509,929
Public Transport Authority compensation	370,000	-
Other income	65,998	76,584
Total other income	1,639,669	1,692,912

Government grants

The Association has been awarded government grants from the WA Department of Local Government, Sport and Cultural Industries (DLGSCI) and Healthway. The DLGSCI grants cover the Association's business plan funding, a pro tour community engagement programme, high performance funding, regional talent development programme and capital infrastructure work at the State Tennis Centre. The Healthway grant was provided to fund various programs mainly focused on participation and junior development programs.

NOTE 7. OTHER EXPENSES

The Association has the following key expenses:

	2019 \$	2018 \$
Depreciation expense		
leasehold improvements	144,780	111,496
plant and equipment	38,699	34,264
courts	18,141	18,140
Repairs and maintenance expense	17,241	26,675
Cost of inventories	16,813	30,672
Employee benefits expense	1,475,979	1,269,574
Public liability insurance expense	-	12,292
Operating lease rental expense	200	200

NOTES TO THE FINANCIAL STATEMENTS

NOTE 8. FINANCE INCOME AND FINANCE COSTS

	2019 \$	2018 \$
Interest income on bank deposits	31,188	45,775
Dividend income on investments at fair value through profit or loss	159,296	61,798
Net change in fair value of investments through profit or loss	67,919	37,596
Finance income	258,403	145,169
Realised (loss) on disposal of investments at fair value through profit or loss	(21,054)	(1,953)
Finance cost	(21,054)	(1,953)
Net finance income	237,349	143,216

NOTE 9. AUDITOR'S REMUNERATION

	2019 \$	2018 \$
Audit services		
Auditor's of the Association		
<i>KPMG Australia:</i>		
Audit and review of financial reports	15,700	13,300
	15,700	13,300



NOTE 10. CASH AND CASH EQUIVALENTS

	2019 \$	2018 \$
Bank balances	692,625	380,000
Cash on hand	1,150	7,600
Deposits at call	806,630	1,148,661
Cash and cash equivalents	1,500,405	1,536,261

Cash and cash equivalents comprise cash balances and call deposits. The call deposits are readily convertible into known amounts of cash and are held at amortised cost.

NOTE 11. OTHER FINANCIAL ASSETS

	2019 \$	2018 \$
Equity investments designated at fair value through profit or loss	4,290,848	1,507,252
Cash investments designated at fair value through profit or loss	213,641	33,787
	4,504,489	1,541,039

NOTE 12. TRADE RECEIVABLES AND OTHER ASSETS

	2019 \$	2018 \$
Trade receivables	83,304	44,079
Public Transport Authority	-	81,873
Other receivables	65,419	123,294
Prepayments	65,660	43,788
	214,383	333,778

NOTE 13. INVENTORIES

	2019 \$	2018 \$
Inventory on hand	3,659	3,835
	3,659	3,835

NOTES TO THE FINANCIAL STATEMENTS

NOTE 14. PROPERTY, PLANT AND EQUIPMENT

	Leasehold Improvements	Plant and Equipment	Courts	Under Construction	Total
Cost					
Balance at 1 July 2017	5,148,714	400,289	813,232	5,000	6,367,235
Additions	383,341	98,384	-	15,642	497,367
Disposals	(3,075)	(60,387)	-	(5,000)	(68,462)
Balance at 30 June 2018	5,528,980	438,286	813,232	15,642	6,796,140
Balance at 1 July 2018	5,528,980	438,286	813,232	15,642	6,796,140
Additions	100,986	37,455	-	-	122,799
Disposals	-	(386)	-	(15,642)	(386)
Balance at 30 June 2019	5,629,966	475,355	813,232	-	6,918,553
Accumulated Depreciation					
Balance at 1 July 2017	(2,256,818)	(311,287)	(328,359)	-	(2,896,464)
Depreciation charge for the year	(111,496)	(34,264)	(18,140)	-	(163,900)
Disposals	1,789	48,496	-	-	50,285
Balance at 30 June 2018	(2,366,525)	(297,055)	(346,499)	-	(3,010,079)
Balance at 1 July 2018	(2,366,525)	(297,055)	(346,499)	-	(3,010,079)
Depreciation charge for the year	(144,780)	(38,699)	(18,141)	-	(201,620)
Disposals	-	386	-	-	386
Balance at 30 June 2019	(2,511,305)	(335,368)	(364,640)	-	(3,211,313)
Carrying amounts					
At 1 July 2017	2,891,896	89,002	484,873	5,000	3,474,632
At 30 June 2018	3,162,455	141,231	466,733	15,642	3,786,061
At 1 July 2018	3,162,455	141,231	466,733	15,642	3,786,061
At 30 June 2019	3,118,661	139,987	448,592	-	3,707,240

NOTE 15. TRADE AND OTHER PAYABLES

	2019 \$	2018 \$
Trade payables	86,704	26,577
Other payables and accrued expenses	198,515	188,852
	285,219	215,429

NOTE 16. EMPLOYEE BENEFITS

	2019 \$	2018 \$
Current		
Provision for long-service leave	99,989	80,420
Provision for annual leave	118,801	109,393
	218,790	189,813
Non-current		
Provision for long-service leave	17,188	16,418
	17,188	16,418

NOTE 17. DEFERRED INCOME

	2019 \$	2018 \$
Current		
State tennis centre	101,829	101,829
Rebound ace courts	16,332	16,332
Public Transport Authority compensation	-	370,000
Department of Local Government, Sport and Cultural Industries	2,568,389	111,582
Other	38,758	25,185
	2,725,308	624,928
Non-current		
State tennis centre	2,492,511	2,594,340
Rebound ace courts	399,237	415,569
	2,891,748	3,009,909

NOTE 18. CAPITAL AND GENERAL RESERVES

Tennis Development Fund

This reserve was established with the purpose of development and enhancement of players in Western Australia.

100 Club Fund and Fundraising

The reserve is now closed and balance transferred to the Tennis Development Fund. Previously, the reserve had funds allocated to it from fundraising efforts of the 100 club and the funds used for player development.

Asset Replacement Reserve

These are reserves set aside for the replacement and improvement of assets at the State Tennis Centre.

Members Equity

The Association is incorporated under the Associations Incorporation Act 1987. In the event of the Association being wound up the liability of members is determined by its rules.

NOTES TO THE FINANCIAL STATEMENTS

NOTE 19. OPERATING LEASES

Leases as lessee

Non-cancellable operating lease rentals are payable as follows:

	2019 \$	2018 \$
Less than one year	200	200
Between one and five years	800	800
More than five years	4,800	5,000
	5,800	6,000

The Association leases property under a non-cancellable operating lease with a term of 29 years remaining. Leases generally provide the Association with a right of renewal at which time all terms are renegotiated.

Under the terms and conditions of the funds received from the State Government towards the construction costs and the land associated with the State Tennis Centre, the Association is required to comply with certain terms and conditions in connection with the operation of the State Tennis Centre. The directors believe all terms and conditions have been met during the period.

During the financial year ended 30 June 2019, \$200 was recognised as an expense in the statement of profit or loss and other comprehensive income in respect of operating leases (2018: \$200).

NOTE 20. RECONCILIATION OF CASH FLOWS FROM OPERATING ACTIVITIES

	Note	2019 \$	2018 \$
Cash flows from operating activities			
Surplus for the period		736,558	687,428
<i>Adjusted for:</i>			
Depreciation	14	201,620	163,900
Loss on disposal of assets		15,642	18,182
(Increase)/decrease in fair value of investment		(284,782)	(43,915)
Operating surplus before changes in working capital and provisions		669,038	825,595
Decrease/(Increase) in trade and other receivables		30,283	(27,587)
Decrease in inventories		176	7,409
Increase/(Decrease) in trade and other payables		69,790	(104,982)
Increase in provisions and employee benefits		29,747	14,617
Increase/(Decrease) in deferred income		1,982,219	(609,389)
Net cash from operating activities		2,781,253	105,663

NOTE 21. OTHER RELATED PARTY TRANSACTIONS

The Association being an Associate member of Tennis Australia (TA) receives shared services benefits from TA. These benefits include accounting, legal, human resources and information technology resources. These services are provided for nil consideration.

The names of each person holding the position of officer of the Association during the financial year were:

Wayne Firms, Jan Truscott, Ray Collins, Kirstie Davis (appointed February 2019), Kate McNamara (appointed February 2019), Ian Meares, Brett Patten (appointed October 2018), Rod Van (appointed October 2018), Henry Thomas Stuart Price, (resigned October 2018), Warren Harding (resigned December 2018), Karen Jessop (resigned October 2018), Carl Black (resigned October 2018), Narelle Finch (resigned October 2018). Directors of the Association are acting on an honorary basis.

The key management personnel for the Association include the following employees:

Michael Roberts (CEO), Brooke Koenig, Loretta Hughes, Graeme Hall and Eleanor Mazza.

Tennis Australia have contributed 50% of W.A. Tennis Association Incorporated CEO's salary due to his role as Hopman Cup General Manager. The increase from the previous year reflects an increase in the number of roles considered to be key management personnel.

	2019 \$	2018 \$
Key management personnel compensation (in AUD)		
Short-term employee benefits	468,905	332,611
Post employment benefits	52,620	35,488
Total compensation	521,525	368,099

NOTE 22. ECONOMIC DEPENDENCE

The Association receives grant funding from Tennis Australia Limited, the DLGSCI and Healthway, that forms an integral part of the funding required for the Association to achieve its short and long term objectives.

It is the view of the Board that the Association would still be able to continue meeting the above objectives regardless of this funding being received in the future, albeit to a lesser extent.

NOTE 23. SUBSEQUENT EVENTS

In the interval between the end of the financial year and the date of this report there have been no events, items or transactions of material or unusual nature likely, in the opinion of the directors of the Association, to significantly affect the operations of the Association, the results of those operations, or the state of the affairs of the Association in future financial years.

STATEMENT BY THE DIRECTORS

In the opinion of the directors of W.A. Tennis Association Incorporated ('the Association'):


- (a) the financial statements and notes set out on pages 46 to 63, are in accordance with the Associations Incorporation Act 1987, including:
 - (i) giving a true and fair view of the financial position of the Association as at 30 June 2019 and of their performance, for the financial year ended on that date; and
 - (ii) complying with Australian Accounting Standards and the Associations Incorporation Act 1987;
- (b) there are reasonable grounds to believe that the Association will be able to pay its debts as and when they become due and payable.

Dated at Perth on the 30th day of August 2019.

Signed in accordance with a resolution of the directors:



W. Firns
President



R. Van
Director

To the members of W.A. Tennis Association Incorporated,

Report on the audit of the Financial Report

Opinion

We have audited the **Financial Report** of W.A. Tennis Association Incorporated (the Association).

In our opinion, the accompanying Financial Report of the Association is in accordance with the *Incorporation Act 1987* including:

- giving a true and fair view of the **Association's** financial position as at 30 June 2019 and of its financial performance for the year ended on that date; and
- complying with *Australian Accounting Standards Reduced Disclosure Requirements* and the Associations Incorporation Act 1987.

The **Financial Report** comprises:

- Statement of financial position as at 30 June 2019
- Statement of profit or loss and other comprehensive income, Statement of changes in equity, and Statement of cash flows for the year then ended
- Notes including a summary of significant accounting policies
- Directors' Declaration.

Basis for opinion

We conducted our audit in accordance with *Australian Auditing Standards*. We believe that the audit evidence we have obtained is sufficient and appropriate to provide a basis for our opinion.

Our responsibilities under those standards are further described in the *Auditor's responsibilities for the audit of the Financial Report* section of our report.

We are independent of the Association in accordance with the ethical requirements of the *Accounting Professional and Ethical Standards Board's APES 110 Code of Ethics for Professional Accountants* (the Code) that are relevant to our audit of the Financial Report in Australia. We have fulfilled our other ethical responsibilities in accordance with the Code.

KPMG, an Australian partnership and a member firm of the KPMG network of independent member firms affiliated with KPMG International Cooperative ("KPMG International"), a Swiss entity.

Liability limited by a scheme approved under Professional Standards Legislation.

INDEPENDENT AUDITOR'S REPORT**Responsibilities of the Directors for the Financial Report**

The Directors are responsible for:

- preparing the Financial Report that gives a true and fair view in accordance with Australian Accounting Standards - Reduced Disclosure Requirements and the Associations Incorporation Act 1987
- implementing necessary internal control to enable the preparation of a Financial Report that gives a true and fair view and is free from material misstatement, whether due to fraud or error
- assessing the Association's ability to continue as a going concern and whether the use of the going concern basis of accounting is appropriate. This includes disclosing, as applicable, matters related to going concern and using the going concern basis of accounting unless they either intend to liquidate the Association or to cease operations, or have no realistic alternative but to do so.

Auditor's responsibilities for the audit of the Financial Report

Our objective is:

- to obtain reasonable assurance about whether the Financial Report as a whole is free from material misstatement, whether due to fraud or error; and
- to issue an Auditor's Report that includes our opinion.

Reasonable assurance is a high level of assurance, but is not a guarantee that an audit conducted in accordance with *Australian Auditing Standards* will always detect a material misstatement when it exists.

Misstatements can arise from fraud or error. They are considered material if, individually or in the aggregate, they could reasonably be expected to influence the economic decisions of users taken on the basis of the Financial Report.

A further description of our responsibilities for the audit of the Financial Report is located at the *Auditing and Assurance Standards Board* website at:

http://www.auasb.gov.au/auditors_responsibilities/ar4.pdf. This description forms part of our Auditor's Report.



KPMG



Gordon Sangster

Partner

Melbourne

20 August 2019

SPONSORS



Tennis West wish to thank all sponsors who help to ensure the delivery of tennis in Western Australia.

MAJOR SPONSORS



Department of
Local Government, Sport
and Cultural Industries




PROGRAM & TOURNAMENT SPONSORS



2018 WA TENNIS INDUSTRY AWARDS NIGHT SPONSORS:





Tennis West

State Tennis Centre
282 Victoria Park Drive
Burswood, WA 6100

PO Box 116
Burswood WA 6100

P (08) 6462 8300

F (08) 9361 1500

E wainfo@tennis.com.au

facebook.com/TennisWA/

tennis.com.au/wa