

# TENNIS WEST 2020/21

ANNUAL REPORT



# CONTENTS

<b>ABOUT US .....</b>	<b>2</b>
<b>PRESIDENT AND CEO REPORT.....</b>	<b>3</b>
<b>MESSAGE FROM TENNIS AUSTRALIA CEO .....</b>	<b>7</b>
<b>MEMBERSHIP &amp; CLUBS.....</b>	<b>8</b>
<b>PARTICIPATION .....</b>	<b>10</b>
Participation Overview .....	10
Club Programs.....	11
Schools.....	12
Sunsmart Schools Tennis Classic .....	13
Events and Activations .....	15
Competitions .....	16
Scholarships .....	17
<b>MARKETING &amp; COMMUNITY ENGAGEMENT .....</b>	<b>18</b>
Community Engagement Activations and Events .....	19
Photos .....	20
<b>PLACES TO PLAY - INFRASTRUCTURE AND INVESTMENT .....</b>	<b>22</b>
Places to Play - Book A Court (BAC).....	23
<b>WA TENNIS LEAGUE.....</b>	<b>24</b>
<b>TOURNAMENTS .....</b>	<b>25</b>
<b>COACH DEVELOPMENT .....</b>	<b>26</b>
<b>TENNIS OFFICIATING .....</b>	<b>27</b>
<b>NATIONAL ACADEMY.....</b>	<b>28</b>
<b>2020/2021 PRO PLAYER SNAPSHOT .....</b>	<b>31</b>
<b>TENNIS WEST SPONSORS.....</b>	<b>32</b>
<b>FINANCIAL STATEMENTS .....</b>	<b>34</b>
Statement of Financial Position .....	35
Statement of Profit or Loss & Other Comprehensive Income .....	36
Statement of Changes in Equity .....	37
Statement of Cash Flows .....	38
Notes to the Financial Statements.....	39
Statement by the Directors.....	51
Independent Auditor's Report .....	52



## ABOUT US

Tennis West is Western Australia's governing body for tennis, and manages all aspects of the sport, from elite player development to growing participation within the affiliated club network and community. Tennis West is also responsible for the conduct of all state, national and international tournaments held in Perth.

Tennis West is headquartered at the State Tennis Centre on the Burswood Peninsula with regional offices in Busselton and Geraldton and with affiliated clubs located as far north as Kununurra, as far south as Albany and as far inland as Kalgoorlie.



### VISION

To build thriving tennis communities in Western Australia



### MISSION

To drive communities to be active, healthy, sustainable, connected and viable through tennis



### TENNIS WEST VALUES

Respect, Excellence, Adaptability, Collaboration, Humility

## ORGANISATIONAL STRUCTURE

### Tennis West Board of Directors

The Tennis West Board of Directors consists of the President and Vice-President plus five persons elected by the Members. The Board is also entitled to appoint up to two persons for their particular skills as determined by the Board when required for a specific period of time.

### Tennis West Staff

The Chief Executive Officer is appointed by the Board to oversee the operations of the Association.

Tennis West has a passionate, driven team of 35 full time, part time and casual staff members who embrace our core values of Respect, Excellence, Adaptability, Collaboration and Humility.

## TENNIS WEST BOARD

**JAN TRUSCOTT** President

**ROD VAN** Vice President (from April 2021)  
Board Member (to April 2021)

**PAM CRESSWELL** Board Member

**TONY CUNNINGHAM** Board Member

**GWYN DOLPHIN** Board Member (from October 2020)

**KATE MCNAMARA** Board Member

**COLIN NAPIER** Board Member (from October 2020)

**JOANNE QUINN** Board Member (from March 2021)

## TENNIS WEST FORMER BOARD MEMBERS

**BRETT PATTEN** Vice President (to April 2021)

**KIRSTIE DAVIS** Board Member (to October 2020)

**IAN MEARES** Board Member (to October 2020)

## PRESIDENT AND CEO REPORT



### IT IS WITH PLEASURE THAT WE PROVIDE A JOINT REPORT FOR THE FINANCIAL YEAR ENDING JUNE 30, 2021.

2020/21 had been a year of rebuilding and change. Rebuilding from the COVID-19 interrupted 2019/20 and a year of change within the CEO ranks. COVID-19 has impacted our staff and our clubs and the efforts to manage ever changing requirements. It also impacted on the delivery of the ATP Cup Perth, the Australian Open and the funding commitments from our governing body.

Tennis also faces increased competition for female participation from a number of sports, community expectations of greater safety, diversity and inclusion and a leaning towards recreational pastimes. All of these issues increase the complexity and work that our organisation needs to focus efforts on.

Internally an operational review was undertaken to assess our capability to deliver on the proposed 2021 - 25 Tennis West strategy. The review took into consideration Tennis West's achievements against Tennis Australia's service agreement targets, external and internal stakeholder satisfaction and internal career development opportunities.

The review also considered Tennis West's delivery and implementation of Participation programs, Competitions and Leagues, Events and Marketing initiatives, Funding (Commercial and Government) and examined Tennis West's current ability to deliver Tennis West Board's strategy plan. It also focused on what specific leadership functions are required for Tennis West to be successful in its future state and what skills are required for this to happen.

We would like to take this opportunity to recognise Olivia Birkett for her professionalism, dedication and focus as acting CEO for four months with the resignation of Michael Roberts in January 2021. We would also like to pay tribute to

Elle Mazza and Brooke Koenig who left the business to seek other opportunities after a collective 29 years of service with Tennis West at the end of this financial year.

Tennis West Board and Executive has been prudent in managing our finances, and our balance sheet remains strong with significant funds under professional management. Both Tennis West's Board and Management are acutely aware that this fund continues to support the purpose, roles and operational delivery of our Strategic Plan on an annual basis.

Change has also occurred at the board level. We farewell Mr Ian Meares after 6 years of board service as an elected director and Ms Kirstie Davis completed her board elected role. We thank them both for their efforts.

2020/21 has seen Tennis West produce a surplus for the financial year. This figure has been inflated by Government infrastructure grants plus the insurance payment received for the destruction of undercover Court 5 at the State Tennis Centre. The organisation continues to be in a strong financial position and is managed pragmatically by the executive and overseen by the finance and risk committee. This focus has allowed the Board to support greater investment back to regions and clubs through participation activations, along with maintaining a sensible and supportive club approach through affiliation fees.

The Tennis West Board and Staff have developed a new Strategic Plan (2021 - 2025) that identifies five key strategic pillars to support the growth and wellbeing of tennis in Western Australia. The Key strategic pillars are: Play, Places, Promotion, People & Organisation.

A summary of activities are as follows:



# PRESIDENT AND CEO REPORT

## PLAY

Tennis West is focused on delivering activations and programs to support the growth of grassroots tennis. Tennis West's participation team are committed to working with our partner schools, with clear focus on targeting non partner primary and secondary schools, in order to deliver tennis as their preferred sporting program.

To support the growth of tennis into primary and secondary schools, Tennis West has focused on delivering tennis education programs to teaching students at ECU, Murdoch, Notre Dame and UWA. This has resulted in more than 5000 student teachers getting exposure to tennis teaching programs through their courses over the past 5 years.

Tennis West continues to seek feedback from clubs and players via regular surveys and forums to ensure we are delivering tennis in formats that satisfies the needs of all players. Competitions and Leagues continues to be the heartbeat of the tennis community and there is a clear focus on delivering a competitive framework that expands the potential of WA participants, supports the retention and growth of women's and girls' in tennis, along with developing platforms for performance athletes to compete during their tennis development stage.

Affiliated clubs continue to advise Tennis West that leagues and competitions are one of the key benefits to Tennis West's affiliation model. Tennis Australia recently released their competitive play blueprint, with the proposed competitive model replicating the successful leagues and competition framework that Tennis West has been delivering for years.

Tennis West leagues are administered, maintained and organised by club volunteers. The administration of club league teams can at times be a thankless task. We would like to pay tribute to those club volunteers who put together, support, remind players of rules and fixtures and report back to Tennis West's Competitions and Leagues team led by Loretta Hughes. Their efforts to support our clubs is incredibly valued.

The tournament calendar provides many opportunities for players to compete from entry-level events, through to the Pro Tour events. Tennis West understands the importance of providing WA players with competitive match opportunities that supports ambition for a life in competitive tennis.

A strong local events calendar supports players and families to compete in ranking point events in WA and reduces the financial burden that travelling interstate for competition brings. Tennis West continues to campaign to host major junior events and over recent years Tennis Australia has awarded WA the rights to host the National 12/U and 14/U grass court championships. This year the event was unfortunately downgraded in ranking due to the WA Government's COVID-19 travel restrictions, however, the renamed West Australian Junior Performance Grass court classic was held successfully at Dalkeith and Cottesloe Tennis Clubs. The Australian Ranking points status for the event was Gold, but it did offer the singles winner a main draw wildcard into the 2021 12/u or 14/u Australian Championships scheduled for December 2021.

Tennis West continues to advocate with Tennis Australia in order to provide high ranking junior and open events to be hosted in Perth.

## PLACES

The State Tennis Centre (STC) is a critical asset for the wellbeing and growth of tennis in WA. The benefits of a world-class high-performance venue that supports development pathways for WA athletes and attracts national and international events is critical to supporting the growth of tennis within the region.

The STC redevelopment challenge continues to be gaining support from the State Government, as well as the Federal Government, to secure funding with the cost for a redeveloped facility on the current site in the vicinity of \$50M. The Board and CEO continue to work with Tennis Australia, the State and Federal Governments to secure their commitments.

In conjunction with the redevelopment of the State Tennis Centre, an expression of interest went out to all metropolitan clubs to nominate their interest in housing Six Har-Tru Greenest clay courts at their facilities to utilise as a secondary high-performance training hub for Tennis West. A decision on the training hub locations is nearing completion.

Tennis West's operational teams continue to drive Tennis West's strategic facilities plan, working closely with Clubs, LGAs and the Federal Government's SportAus program to invite funding applications from tennis clubs to improve facilities such as lighting, court conversions and clubhouse improvements.

The Book A Court program continues to be rolled out and has supported the growth in tennis with adult participation rates increasing by 21% over the previous 12 months. Tennis in WA recorded 76,000 adult participants along with 38,000 junior participants.

We continue to encourage clubs to invest in a system that allows players to book courts and pay for court hire online, ensuring for flexibility and convenience for all Tennis participants.

Tennis West's Participation team, continues to focus on servicing the needs of clubs by providing professional advice to support Thriving Tennis Communities (TTC).

The TTC conversations have seen an increase in the professionalism demonstrated by clubs and assisted in releasing much of the operational burden on club volunteers.

Our objective, for the ensuing 12 months, is to continue the TTC conversations with all affiliated clubs to support their sustainability, professionalism, relevance to their members and attract more Tennis participants to their facilities.

## PROMOTION

Building trust with internal and external stakeholders continues to be a key focal point. Taking a holistic view of Tennis West's communications, messaging, culture and reputation in context with the Board's strategic vision ensures we are focused on communicating and engaging with our customers, stakeholders, employees, policy and decision-makers, regulators and the broader West Australian community.

Tennis West is focused on igniting the growth of tennis in WA through mainstream media and social media activations, along with dedicated promotion activities to highlight the depth of local talent, clubs and coaches to ensure we are viewed as a Tier 1 sport within the WA sporting landscape.

Having world class athletes, the likes of Maddison Inglis, Astra Sharma, Storm Sanders, Matt Ebden, John Peers and Tristan Schoolkate helps support the promotional opportunities of tennis into mainstream media and ignites interest and media activations with a local tennis focus.

Tennis West continues to have strong working relationships with LGAs, Department of Local Government, Sport and Cultural Industries (DLGSC), Healthway and the State Government. Through the Thriving Tennis Communities focus, we support clubs with building strong operational relationships with their LGA throughout the Perth metropolitan and regional areas.

The inaugural ATP Cup in January 2020, provided Perth the opportunity to showcase some of the world's most recognisable tennis athletes and had a global audience estimated at 112 million, and provided over \$12 million in economic impact to WA.

Tennis West and Tennis Australia continue to work closely with the main tennis tours, state and federal governments and key local stakeholders to provide WA the opportunities to host major tennis events for the foreseeable future.

## PEOPLE

Tennis Australia's Coach Development team, led by Sheridan Adams, continues to focus on delivering quality professional development workshops, community coaching and foundation coaching courses to support the growth and capability development of coaches within WA. Tennis West has 212 Tennis Australia certified coaches operating within Perth metro and regional WA.

The key objectives of providing coaching as a career to support the grassroots tennis development is to grow enrolment within the coaching courses, promote current coaches within the industry, implement new coach/club management structures within local Government areas, and increase the number of Tennis Australia certified coaches.

Continuing our commitment to the delivery of diverse and inclusive tennis programs, Tennis West inclusion and diversity, led by Paula Gates, has supported the introduction of wheelchair, blind low vision and adult intellectual disabilities tennis program across our club network. Tennis West's commitment to formalising the organisations Reflective Reconciliation Action Plan continues to be driven forward by the Board, as does our partnership with our indigenous Tennis delivery partner, Murlpirrmarra Connection.

## ORGANISATION

Tennis West is committed to fostering and growing its leadership capability for the ultimate benefit of our people and our stakeholders. When establishing a first-class service organisation, it's critical to ensure we are constantly evaluating our performance through stakeholder feedback and listening to the needs of all our stakeholders.

We continue to invest in the development of our team, and Tennis Australia will shortly launch a Leadership Development program to support the growth and effectiveness of our people leaders.

It has been an exceptionally challenging 12 months in which to attract new partners. The COVID-19 pandemic brought to light the importance for Tennis West to focus on our commercial offerings and establish partnerships that will support the delivery and sustainability of tennis.

Tennis West is focused on delivering maximum value from our assets, optimising digital strategies to provide greater exposure for our partners, along with developing new and innovative campaigns to connect our partners to our broader audience and vice versa. As such, the focus will be on partnership development and partnership procurement in the financial year ahead.

Tennis is recognised as a global sport, with a global and national reach. Tennis West is committed to building our brand so local Tennis is recognised and viewed as a Tier 1 sport by the broader sporting community.

The introduction of initiatives to ignite the growth of our local brand will centre around formalising partnerships with Media and Government stakeholders and to launch Parliamentary and Media Friends of Tennis initiatives.

## ATP CUP PERTH

The 2021 ATP Cup Perth, the second edition of the ATP Cup, was originally scheduled to take place from 1 to 10 January 2021. Unfortunately, our event was relocated to Melbourne due to the impact of the COVID-19 pandemic.

The ATP Cup Perth is a major Tennis West focus, and we continue to work closely with the WA State Government, Tourism WA, Venues West and all key stakeholders to provide a world class tennis event for the WA community.

We look forward to again hosting the ATP Cup and bringing the world's best players to Perth to inspire and ignite passion for the sport of tennis.

## TENNIS WEST BUSINESS TEAM

**Michael Roberts** Chief Executive Officer (to Jan 2021). **Olivia Birkett** Acting Chief Executive Officer (Jan-Apr 2021). **Brett Patten** Chief Executive Officer (from Apr 2021). **Nola Fenner** Business Services Coordinator.

## PRESIDENT AND CEO REPORT

### THANKS

We would like to pay tribute and thank the Tennis West staff and Tennis West Board.

Our Tennis West staff have adapted well to changing circumstances and have used the pandemic to innovate and develop opportunities for growth. As an organisation, we will be better placed to serve our members and grow our sport more than ever before as we live by our values of "Respect, Excellence, Adaptability, Collaboration and Humility".

To the Tennis West Board members, we pay tribute to the incredible support you provide. The volunteer Board works incredibly hard and provides strategic direction for our sport, utilising a diverse range of skills to support the growth, and wellbeing, of Tennis in WA.

Tennis Australia's CEO Craig Tiley and his management team continue to be a fantastic supporter of Tennis West, and all Member Associations, and provide shared services, including but not limited to finance, legal, human resources, IT, integrity, marketing and media.

We would like to make special mention of our partners the State Government, through the Department of Local Government, Sport and Cultural Industries and Healthway, not only for their financial support, but their advice, programs and workshops that underpin community sport. We also continue to foster good working partnerships with Local Governments across Western Australia, of which 135 house tennis facilities. We also appreciate the contribution the D'Arcy Slater Foundation and the CBH Group provide tennis, as their ongoing support enables us to deliver programs around the state.

We would also like to pay tribute to the great work of the Women in Tennis committee and acknowledge the tireless work by outgoing President Trish Ross. Trish's dedication to support development opportunities for women and girls in WA Tennis was inspirational. We would like to recognise incoming WIT President, Deanne Maloney, and we wish Deanne and her committee all the very best for the year ahead.

Finally, we would like to acknowledge clubs, coaches, volunteers, administrators, players and parents who are the custodians of the game and who remain focused on maintaining the highest standards in the pursuit of tennis excellence within Western Australia.



**Jan Truscott**  
President



**Brett Patten**  
Chief Executive Officer  
General Manager ATP Cup

## MESSAGE FROM TENNIS AUSTRALIA CEO



### A CHALLENGING YEAR FULL OF ACHIEVEMENTS ON AND OFF THE COURT...

This past 12 months has tested the entire tennis community - no one more so than our coaches and venue owners, who have spent so many days off court.

In that time, we've faced countless challenges - from cancelling tournaments mid-event in a desperate rush to get home before border closures came into effect, to the steady stream of press conferences announcing new restrictions, which are followed by teams of people trying to work out what that means for coaches, clubs and players.

Our lives have changed so much over the past year and a half. Our physical world has shrunk, sometimes limited to just that 5km radius from our homes. We've contended with home schooling, single person bubbles and non-stop Microsoft Teams calls, WhatsApp messages, emails and texts.

At the same time, we've also achieved more during this time than any of us would ever have thought possible. Instead of stopping and waiting for the world to return to normal, we've persevered and created our new normal.

We increased participation in our sport by more than 15 per cent this last year. Despite all the lockdowns and restrictions, there are now more than 1.33 million Australians playing tennis. Tennis has emerged as one of the most COVID safe sports and our team has worked tirelessly to deliver better outcomes for coaches, clubs, players and officials, nationwide.

We successfully hosted international tournaments and safely delivered an extensive quarantine program at the height of the pandemic, gaining the respect of the world. These events gave our Aussie athletes opportunities to compete and show everyone what their years of training and our support have meant. We also introduced the UTR Pro Series to give our players opportunities to compete on home soil.

And our players have well and truly delivered. We have two world No. 1s in Ash Barty and Dylan Alcott. Ash broke the 31-year drought between Australian female champions at Wimbledon. Dylan is on track to complete the Grand Slam having won in Melbourne, Roland Garros and Wimbledon. Ash and John Peers are Olympic bronze medallists and we are only just getting to the US hard-court season.

We designed and developed the new Health Indicator of Tennis (HIT) tool which will enable our teams to have more informed conversations with clubs, coaches and local councils about the "health" of tennis and then seamlessly feed into action plans. We also launched the Play Tennis digital platform, which connects more than 75 per cent of the country to online court bookings.

We rolled out a new player development strategy and opened the National Tennis Academy. There are now National Development Squads and Zone Squads set up in every state and territory, with plans to expand these further as we move into the summer. We've assembled a team of world-class coaches, health and wellbeing experts and sport science and medical staff to support our athletes on their quest to become the best they can be.

We placed every aspect of our sport under a microscope through the coach and competitive play reviews. We have also looked at processes to find new ways to work smarter and have examined our set-up and how we work together as a team. We achieved our overall objective of financial viability and keep people in jobs in spite of the pandemic. Although we said farewell to some of our team, we also welcomed new team members.

We established a national gender equality taskforce to create a Women and Girls plan to drive change and opportunity across our sport. We are also putting the Federal Government's 2019 funding to good use in increasing the number of women and girls who participate in tennis.

We launched a venture capital fund and invested in a new technology, SwingVision, which is set to revolutionise our sport through the gamification of tennis.

We also rolled out Rally as One and delivered on our promises to bushfire affected regions in Victoria, SA, Queensland and NSW.

### THANK YOU

It has been a challenging journey and we still have more to accomplish. But it is a real privilege to work with each of you and continue to grow together.

I am once again humbled and so deeply proud to be associated with a sporting community that has worked so collaboratively and with great compassion with one another in the face of the most difficult circumstances.

Thank you, your staff and Board, for your tremendous contribution to those achievements.

Stay safe and take care.

### Craig Tiley

Chief Executive Officer | Tennis Australia

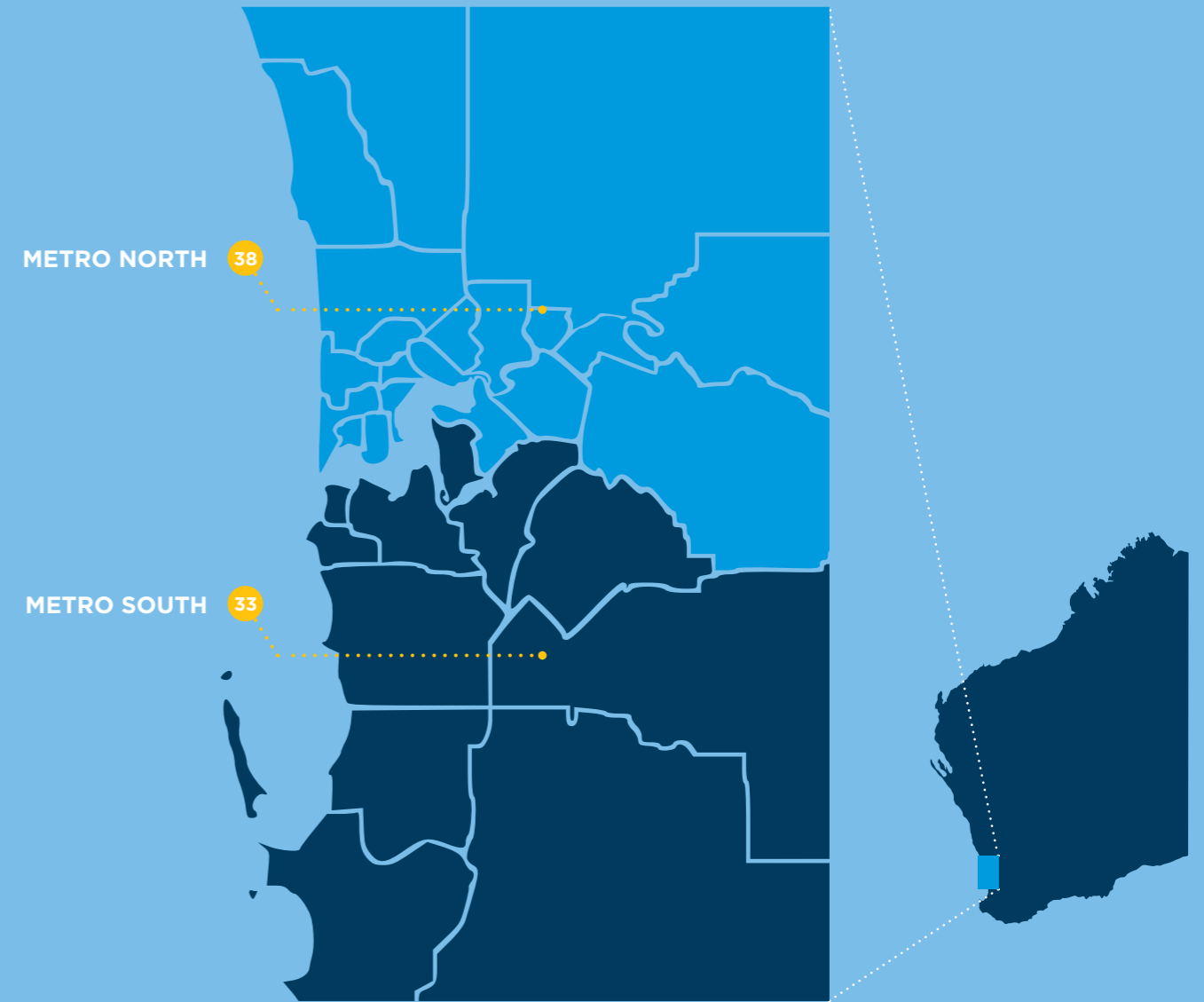
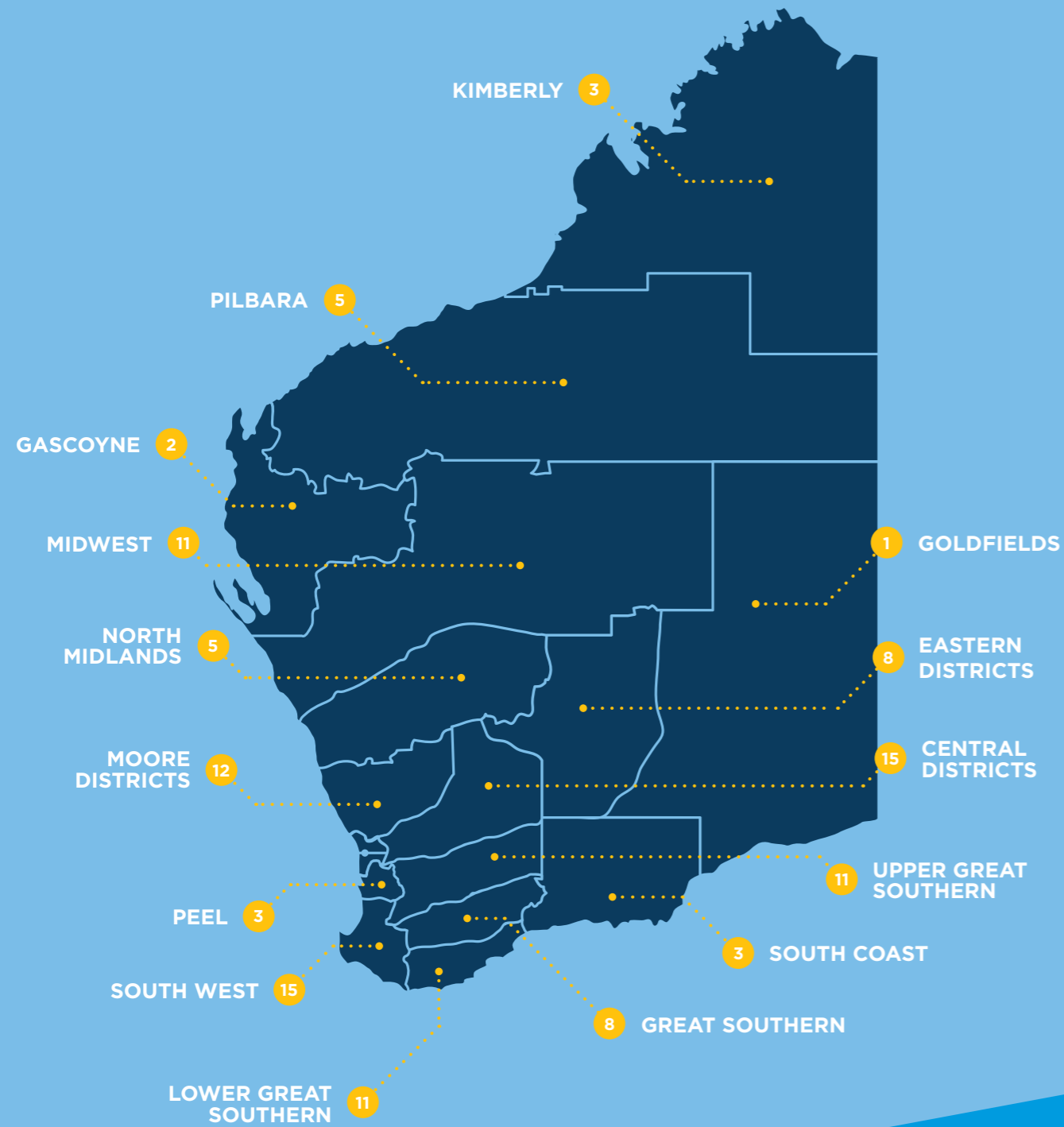
### TENNIS AUSTRALIA TEAM\*

**Hannah Pearce** Partnerships. **Marti Hughes** National Field Capability Manager. **Joel Goodwin** Tournaments and Competitions Coordinator (to April 2021). **Jill Sheridan** Officiating Development Coordinator. **Christina Ladyman** Coach Resources Project Manager.

\*Staff operating out of Tennis West.



# MEMBERSHIP AND CLUBS




## MEMBERSHIP DETAILS

	2020/21	2019/20	2018/19	2017/18	2016/17
Metro Clubs	70	69	68	67	68
Country Clubs	112	112	112	112	113
Affiliated Associations	1	1	1	1	1
<b>Total Affiliates</b>	<b>183</b>	<b>182</b>	<b>181</b>	<b>180</b>	<b>182</b>
Metro Members	12,293	11,542	11,979	13,230	13,856
Country Members	6,313	5,811	6,142	6,306	6,368
<b>Total Members</b>	<b>19,131</b>	<b>17,353</b>	<b>18,121</b>	<b>19,536</b>	<b>20,224</b>

Figures current at 30/06/2021

# PARTICIPATION OVERVIEW



Figures current at 30/06/2021

## PROMOTING AND ENCOURAGING TENNIS PARTICIPATION

The Tennis West participation team works to deliver positive tennis experiences to more people, more of the time and has grown to include regional leads based in the South West (Busselton) and Mid West (Geraldton) regions. The expansion of the team provides a dedicated team within the regions, responsible for furthering the visibility and impact of tennis within and surrounding these regional areas.

Driven by humility, imagination and in a pursuit of excellence, the participation team continues to collaborate, engage, influence, support, educate and develop strong relationships with key stakeholders, including club volunteers,

administrators, coaches, local councils, local government, teachers, schools and universities.

The Tennis West participation team assists affiliated clubs with all tennis matters including club operations, governance, strategic direction, facility and infrastructure development, grant applications, coach engagement, program offerings, tournament hosting and club communications. In addition Tennis West affiliation provides clubs with access to \$20 million Public Liability Insurance, \$5 million Directors and Officers Insurance and \$10 million Professional Indemnity Insurance.

## MEMBERSHIP DETAILS

	2020/21	2019/20	2018/19	2017/18
Club Members (as nominated by club)	19,131	17,353	18,121	19,536
Total Registered Club Members (My Tennis and ClubSpark)	12,789	12,160	12,402	14,149
ANZ Tennis Hot Shots registered coaching participants	4,638	5,521	7,522	4,979
ANZ Tennis Hot Shots School Participants	55,090	58,683	54,906	44,892
ANZ Tennis Hot Shots Deliverers	54	53	59	67
NSPP Schools (primary & secondary)	408	511	363	360
Club Check Ins	402	300+	217	172

Figures current at 30/06/2021

## TENNIS WEST PARTICIPATION TEAM

**Brooke Koenig** Head of Tennis Development (maternity leave to October 2020). **Robert Kennedy** Regional Tennis Manager - Metro North. **Michelle Magdy** Regional Tennis Manager - Metro South. **Greg Wood** Regional Tennis Lead South (resigned November 2020). **Craig Vinci** Regional Tennis Lead North. **Paula Gates** Project Leader Club and Inclusion. **Ardian Fazliu** Program Pathway Leader. **Kay-Leigh Nicholas** Club Development Officer - Metro North (resigned May 2020). **Megan Allen** Club Development Officer - Metro South.

# CLUB PROGRAMS

## THRIVING TENNIS COMMUNITIES (TTC)

Aligned to Tennis West's mission to build thriving tennis communities in WA, the Participation Team started by getting to know WA clubs even better. Part one to achieve this was to have a conversation that asked specific questions aligned to the eight pillars of TTC:

- Know your community
- Financial viability
- Right management model
- Sustainable facilities
- Appropriate products
- Digital presence
- Welcome, safe & inclusive
- Clear identity & vision

The Tennis West participation team completed 88 TTC conversations around the state with affiliated venues, followed up with a customised action plan for both the club and Tennis West team to collaboratively achieve, catalysing more thriving clubs in 2021 and beyond.

## CLUBSPARK

As an affiliation benefit, Tennis West supports its clubs to register for ClubSpark. The award-winning Sports Management software is designed to simplify club's' administrations duties and reduce barriers for welcoming more participants anytime, anywhere. Available modules include website, membership, court booking, events and programs.

In WA, 80 affiliated venues use ClubSpark digital software, with more expected to follow.

## INCLUSION

Tennis West is committed to the inclusion and participation of all players, working to reduce the barriers and increase the availability of playing opportunities for people of all ages, abilities and gender orientations/identifications.

### Wheelchair Tennis

Eight wheelchair tennis sessions were delivered by TA coach members in conjunction with Rebound WA's Whiz Kidz. Tennis West has continued supporting the WA Top Spinners at Manning Tennis Club through the loan of wheelchairs free of charge.

### Blind Low Vision Tennis

The 2020/2021 season saw the introduction of Blind and Low Vision Tennis in WA. In conjunction with Blind Sports WA, an exploratory session was held with three coaches and various Tennis West staff, along with a small number of BLV participants who provided valuable feedback and insights into coaching considerations.

Following this, a weekly program has been implemented at Nollamara Tennis Club, led by The Tennis Pro, which has seen strong support from the BLV community and continues to grow.

## Movement Disorder Foundation (MDF)

With funding support from the Movement Disorder Foundation (MDF), Tennis West continued to deliver a number of programs to students with additional support needs.

Through a good relationship with the ACCWA, Tennis West participated in their biannual Inclusive Multisport Day in October 2020 and April 2021. Offering students the chance to try a multitude of sports through a rotational group schedule, Tennis was delivered to approximately 120 students. Tennis West engaged local coaches to assist in delivery as a professional development opportunity and a chance to gain experience with students with varied needs.

In Geraldton, Tennis West worked with Holland Street School who provide learning experiences to students with intellectual and physical disabilities as well as those with autism spectrum disorders. Tennis West engaged the coach of Geraldton Tennis Club to deliver a 4 week fundamentals program followed by a fifth week match play simulation.

Tennis West was pleased to hold the second South Bunbury MDF Gala Day, after 2019/20 event was cancelled due to COVID-19. This is a round robin match play event combined mainstream students with education support students from South Bunbury Primary School and ESC. This year also included educational support students from Cooina Primary School. Each student departed the event with a racquet and tennis ball to facilitate and encourage continued play.

In Albany, Tennis West worked with local coach Nelson Stanborough and Albany Secondary Education Support Centre to introduce tennis to their Years 7 to 9 students. The program comprised four weeks of skill development and a fifth week adapted match play session. Following the program, students were presented with participation certificates and a racquet and ball each, while a professional development session was held with local physical education teachers.

## ANZ TENNIS HOT SHOTS

Aiming to engage children's love for tennis from an early age, ANZ Tennis Hot Shots is the sports grassroots program offered across four progressive stages through the use of modified courts, balls, racquets and rules of the game. ANZ Tennis Hot Shots is delivered in schools, as well as the opportunity for participants to experience match play in the ANZ Tennis Hots Shots League competitions.

**59,728** total ANZ Tennis Hot Shots participants

**55,090** ANZ Tennis Hot Shots School Participants


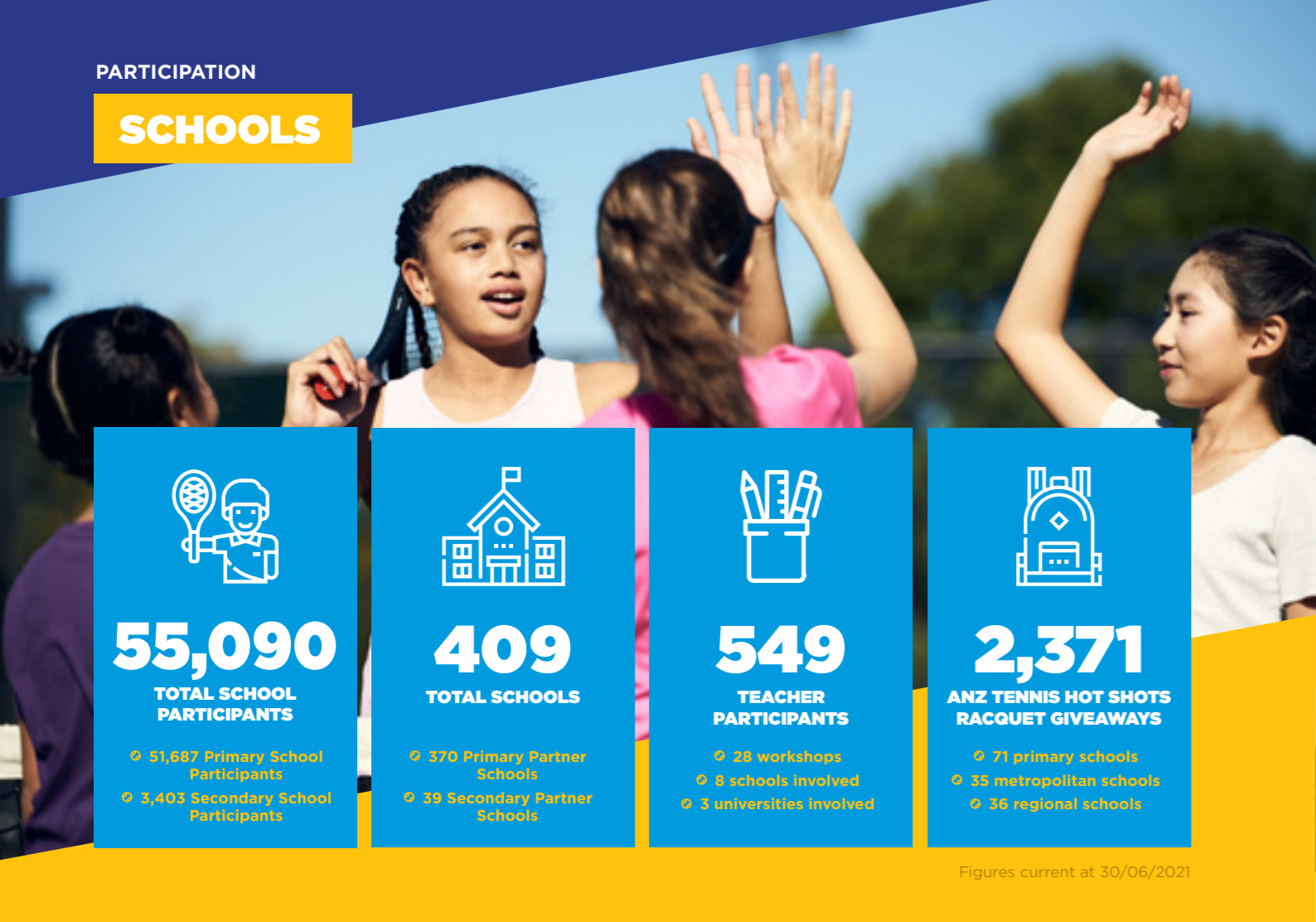
**4,638** registered ANZ Tennis Hot Shots coaching participants

**408** ANZ Tennis Hot Shots Partner Schools

**54** ANZ Tennis Hot Shots deliverers

**4** ANZ Tennis Hot Shots Community play venues

**SCHOOLS**



Figures current at 30/06/2021

**SUNSMART SCHOOLS TENNIS CLASSIC**

**SUNSMART SCHOOLS TENNIS CLASSIC RESULTS - METRO**

<p><b>ACADEMY PLATE - BOYS</b></p> <ul style="list-style-type: none"> <li>Winners: International School of Western Australia</li> <li>Runners Up: Rosalie Primary School</li> </ul>	<p><b>ACADEMY PLATE - GIRLS</b></p> <ul style="list-style-type: none"> <li>Winners: Noranda Primary School</li> <li>Runners Up: Wembley Primary School</li> </ul>
<p><b>HERBERT EDWARDS - BOYS</b></p> <ul style="list-style-type: none"> <li>Winners: Trinity College</li> <li>Runners Up: Wesley College</li> </ul>	<p><b>HERBERT EDWARDS - GIRLS</b></p> <ul style="list-style-type: none"> <li>Winners: Applecross Senior High School 1</li> <li>Runners Up: Applecross Senior High School 2</li> </ul>
<p><b>SLAZENGER CUP - BOYS</b></p> <ul style="list-style-type: none"> <li>Winners: Applecross Senior High School 1</li> <li>Runners Up: Applecross Senior High School 2</li> </ul>	<p><b>SLAZENGER CUP - GIRLS</b></p> <ul style="list-style-type: none"> <li>Winners: Applecross Senior High School 1</li> <li>Runners Up: Perth Modern</li> </ul>
<p><b>MURSELL SHIELD - BOYS</b></p> <ul style="list-style-type: none"> <li>Winners: Shenton College</li> <li>Runners Up: Applecross Senior High School 4</li> </ul>	<p><b>MURSELL SHIELD - GIRLS</b></p> <ul style="list-style-type: none"> <li>Winners: Applecross Senior High School 2</li> <li>Runners Up: Applecross Senior High School 3</li> </ul>

**NATIONAL SCHOOLS PARTNERSHIP & PLAY PROGRAM**

The National Schools Partnership & Play Program aligns with the Australian Sporting Schools initiative and aims to ensure the ongoing delivery of tennis in schools across the country.

**TEACHER TRAINING WORKSHOPS**

Teacher training workshops are conducted for primary, secondary and pre-service teachers to assist in the delivery of tennis to students across metropolitan and regional WA.

**ANZ TENNIS HOT SHOTS RACQUET ROADSHOW**

In partnership with ANZ and the National Schools Partnership Pathway, schools are eligible to receive free 19" racquets for Pre Primary students. 2,371 new ANZ Tennis Hot Shots racquets were given to Pre-Primary students across a total of 71 WA primary schools, including 35 metropolitan schools and 36 regional schools..

**RED BALL INTERSCHOOL COMPETITION**

Red Ball Competitions are mass participation, interschool match play opportunities for primary school representative teams. Last year 1,950 students participated from 63 primary schools across WA.

*\*North Perth & Onslow Park Red Ball Competitions (~400 students and 10 schools) cancelled due to TA weather policy*

**SUNSMART SCHOOLS TENNIS CLASSIC**

The interschool match play opportunity for primary and secondary school representative teams was delivered to 1,610 students with 650 regional and 960 metropolitan participants. A total of 269 teams from 61 schools participated in the SunSmart Schools Tennis Classic, involving 28 regional primary schools and 9 regional secondary schools, as well as 18 metro primary schools.

*\*Central District Herbert Edwards and Slazenger Cup cancelled due to TA extreme weather policy.*

**TENNIS WEST SCHOOLS TEAM**

**Jason Marrable** Schools Development Officer (resigned July 2020). **Jenna Sparkes** Schools Development Officer (resigned December 2020). **Carina McMillen** Schools Development Coordinator - Regional South.





# SUNSMART SCHOOLS TENNIS CLASSIC

## SUNSMART SCHOOLS TENNIS CLASSIC RESULTS - COUNTRY

### UPPER GREAT SOUTHERN ACADEMY PLATE

- ◉ **Winners:** Narrogin Primary School 1
- ◉ **Runners Up:** Brookton District High School 1

### SOUTH WEST HERBERT EDWARDS - GIRLS

- ◉ **Winners:** Georgina Molloy Anglican School 1
- ◉ **Runners Up:** Bunbury Senior High School

### SOUTH WEST SLAZENGER CUP - BOYS

- ◉ **Winners:** Bunbury Catholic College 1
- ◉ **Runners Up:** Georgina Molloy Anglican School 1

### EASTERN DISTRICTS ACADEMY PLATE

- ◉ **Winners:** Newdegate Primary School
- ◉ **Runners Up:** Corrigin Primary School

### CENTRAL ACADEMY PLATE

- ◉ **Winners:** York District High School
- ◉ **Runners Up:** St Mary's School /Merredin College

### SOUTH WEST ACADEMY PLATE

- ◉ **Winners:** Dunsborough Primary School 1
- ◉ **Runners Up:** Geographe Primary School

### SOUTH WEST HERBERT EDWARDS - BOYS

- ◉ **Winners:** Bunbury Catholic College 2
- ◉ **Runners Up:** Bunbury Catholic College 1

### SOUTH WEST SLAZENGER CUP - GIRLS

- ◉ **Winners:** Manea College 1
- ◉ **Runners Up:** Kearnan College 1

### GREAT SOUTHERN ACADEMY PLATE

- ◉ **Winners:** St Patrick's Primary School / St Bernard's Primary School
- ◉ **Runners Up:** Braeside Primary School

*\*Central Herbert Edwards Boys/Girls, Central Slazenger Cup Boys/Girls events cancelled due to extreme weather*



## PARTICIPATION

# EVENTS AND ACTIVATIONS



61

SUNSMART CLUB SUPER DAYS



3,061

SUNSMART CLUB SUPER DAYS PARTICIPANTS



1,824

SUNSMART CLUB SUPER DAYS SPECTATORS

Figures current at 30/06/2021

### SUNSMART SUPER CLUB DAYS

In conjunction with Healthway, the SunSmart Club Super Days provides affiliated clubs, zones and Tennis Australia Coach Members with funding support to host events and tournaments that encourage positive behaviour change within local communities and clubs. SunSmart Super Club Days include open days, come and try days, tournaments, local business events, night tennis, community activations, junior tournaments and coaching clinics.

### TELETHON FAMILY FESTIVAL

Activating at community events, Tennis West maximises the sport's opportunity to create unique touch points and engagements for showcasing tennis offerings to diverse groups. An estimated 20,000 adults and kids attended the 2020 Telethon Family Festival, with the chance to have a hit, play tennis games, and talk all things tennis with the Tennis West team.

### MANDURAH SUNSMART TENNIS COMMUNITY ACTIVATION

Tennis West aligned with the City of Mandurah and two affiliated clubs within the region to promote tennis at the City of Mandurah Kanyana Come & Try Endless Long Weekends event, located on Mandurah's Eastern Foreshore. Giveaways of water bottles, hats, picnic mats and stress balls, all obtainable by engaging with the team, talking to a club member prepared with club flyers and completing a SunSmart worksheet, helped create conversations around tennis and sun safety.

#### 61 SunSmart Club Super Days

12 Metro SunSmart Club Super Days

49 Regional SunSmart Club Super Days

#### 3,061 SunSmart Club Super Days participants

1,076 Metro SunSmart Club Super Days participants

1,985 Regional SunSmart Club Super Days participants

#### 1,824 SunSmart Club Super Days spectators

464 Metro Club Super Days spectators

1,360 Regional Club Super Days spectators

## COMPETITIONS

### D'ARCY SLATER CUP AND WOMEN IN TENNIS FOUNDATION CUP

Positioned as the pinnacle event for regional junior athletes, the 2020 D'Arcy Slater Cup and Women in Tennis Foundation Cup was held at the Busselton Tennis Club in October, with regional zones competing in the teams based round robin doubles competition and singles events. The Central Districts, Great Southern, Upper Great Southern, Lower Great Southern, South West, Eastern District, Pilbara, Mid West zones were represented across the tournament streams.

- ◊ Singles Winner - **Caleb Sewel** (Geraldton)
- ◊ Singles Runner Up - **Korbin Priestley** (Bunbury)
- ◊ Zone Winner - **South West**



**83**

Entries



**61**

Players



**3**

Events

### 2020 CBH GROUP COUNTRY TENNIS CHAMPIONSHIPS

Long-standing supporters of country tennis, CBH Group has sponsored the Country Tennis Championships for more than ten years. Established in 2013, the event is a combination of the historic Country Week Singles and Teams fixtures, which began as a WALTA event in 1923, and the Country Zone Challenge, which began in 1997.

Due to COVID-19, the 2020 CBH Group Country Tennis Championships was postponed and rescheduled January 2021, held at the State Tennis Centre.

- ◊ Henry Ladyman Shield - Boys 16s Winner - **Corey Hill**
- ◊ Dene and June Rundle Shield - Girls 16s winner - **Maybella Brown**
- ◊ Men's Singles Winner - **Brendan Clark**
- ◊ Women's singles winner - **Hannah Nicholls**
- ◊ Zone Winner - **South West**



**128**

Entries



**81**

Players



**20**

Events

### 2021 CBH GROUP COUNTRY TENNIS CHAMPIONSHIPS

The 2021 CBH Country Tennis Championships were contested in April 2021, with country players hitting the courts of Alexander Park Tennis Club for the long-standing event.

Despite some disruption caused by poor weather conditions associated with Cyclone Seroja, players travelled from the South West, Central Districts, Upper Great Southern, Peel, Moore Districts, Great Southern, Lower Great Southern, Mid-West, Pilbara and South Coast regions, to complete in singles and doubles events.

- ◊ Henry Ladyman Shield - Boys 16s Winner - **Korbin Priestly**
- ◊ Dene and June Rundle Shield - Girls 16s winner - **Not applicable**
- ◊ Men's Singles Winner - **Brock Dawson**
- ◊ Women's singles winner - **Diana Thomson**
- ◊ Zone Winner - **South West**



**143**

Entries



**117**

Players



**20**

Events

### WOMEN IN TENNIS FOUNDATION CUP

- ◊ Singles Winner - **Naomi Vakadranu** (South Mandurah)
- ◊ Singles Runner Up - **Holly Cucel** (Quindalup)
- ◊ Zone Winner - **South West**



**60**

Entries



**44**

Players



**3**

Events

### JUDY DALTON CUP

The historic Judy Dalton Cup was postponed due to travel restrictions as a result of COVID-19.

## SCHOLARSHIPS

### WOMEN IN TENNIS (WIT)

Originating in 1961 as the Women's Auxiliary, Women in Tennis has been operating as an independent volunteer fundraising group in support of WA's top placed female talent since 1998. Committed to supporting the continued participation of the state's top female athletes, the dedicated group ensures financial backing for players to pursue interstate and international playing opportunities. In addition to player scholarships, WIT also provide financial assistance to the annual Women in Tennis Foundation Cup.

#### 2020/2021 WIT SCHOLARSHIP RECIPIENTS:

- ◊ **Amy Findlay**
- ◊ **Casey Tay**
- ◊ **Ella Nurkic**
- ◊ **Jana Ruzic**
- ◊ **Jessie Culley**
- ◊ **Ksenija Vujacic**
- ◊ **Naomi Vakadranu**
- ◊ **Natasha Camer-Pesci**
- ◊ **Shanelle Iaconi**
- ◊ **Stella Wildberger**
- ◊ **Talia Gibson**
- ◊ **Tara Aleksic**
- ◊ **Taylah Preston**
- ◊ **Yelena Kelleher**
- ◊ **Yuvna Dass**

### D'ARCY SLATER FOUNDATION

The D'Arcy Slater Foundation has been an avid supporter of tennis in WA for many years, and the D'Arcy Slater Tennis Scholarship (DSFTS) continues and further strengthens the Foundation's long-standing commitment to tennis in WA. The scholarship provides funding to assist talented male junior athletes who reside in regional Western Australian with costs associated with individual development within the sport. The scholarship rewards the winner and finalist of the D'Arcy Slater Cup with up to \$2,000 in funding, aimed at removing barriers and improving the opportunities available to athletes living in regional WA.

#### 2020/2021 DSFTS RECIPIENTS:

- ◊ **Korbin Priestley** (South West)
- ◊ **Caleb Sewell** (Midwest)



## MARKETING & COMMUNITY ENGAGEMENT



The Tennis West Marketing, Media and PR team is committed to increasing the visibility and fan base of tennis in Western Australia by leveraging the promotion and profile of major events, player achievements and club initiatives for the purpose of creating a positive presence within community and media profiles. Tennis West also plays a strong role in supporting and educating affiliated clubs to enhance their digital presence and sustainable promotion to the wider community.

### COMMUNITY ENGAGEMENT BY THE NUMBERS



### TENNIS WEST MARKETING TEAM

**Elle Mazza** Marketing and Events Manager (maternity leave October 2020 – July 2021). **Katie Ilich** Acting Marketing and Events Manager (November 2020 – July 2021), Marketing and Communications Coordinator (to October 2020). **Emilie Jones** Media and PR Coordinator. **Lakeisha Mills** Media and PR Assistant (January 2021 – July 2021).

## COMMUNITY ENGAGEMENT ACTIVATIONS AND EVENTS

Community events and activations aim to create a true sense of excitement and point of contact for the promotion and attraction of tennis and tennis related events for clubs, members, coaches and players; as well as being for the opportunity to increase the visibility of tennis and for the purpose of targeting the engagement of the wider WA community.

### WA TENNIS INDUSTRY AWARDS NIGHT

The WA Tennis Industry Awards Night is a prestigious event that celebrates tennis in Western Australia, recognising the outstanding achievements of our state's junior and senior players, officials, administrators, volunteers, clubs and more. The 2020 WA Tennis Industry Awards Night was cancelled due to COVID-19.

### PLAY TENNIS TWILIGHT FESTIVAL

More than 400 players and tennis fans hit the courts of the State Tennis Centre for the community engagement event. Serving as a celebration of all things tennis, kids and adults alike were invited to the home of tennis in WA for nine free taster sessions of ANZ Tennis Hot Shots, Cardio Tennis and Open Court Sessions. Visitors were also treated to free court hire, wheelchair tennis with WA Top Spinners, and the opportunity to perfect their game thanks to the all-new Swing Vision AI technology in use throughout the event. Tennis West wishes to acknowledge the ongoing support of tennis in WA by Healthway and thanks the SunSmart activation team for the giveaways throughout the event.

### TENNIS WEST VOLUNTEERS AFTERNOON TEA


Every year Tennis West hosts a function to honour and say thank you to the volunteers who dedicate their time to our great sport. Volunteers are integral to maintaining strong and sustainable clubs, competitions, tournaments and events. Approximately 100 club and zone volunteers, Tennis West Board and Life Members, local government representatives and other contributors to the WA tennis community attended this year's Volunteers Afternoon Tea hosted in a marquee on the grounds of the State Tennis Centre.

### ATP CUP PERTH ACTIVATIONS

2021 ATP Cup was relocated to Melbourne due to COVID-19. As a result, club, school and community activations did not proceed as planned.



# COMMUNITY ENGAGEMENT ACTIVATIONS AND EVENTS

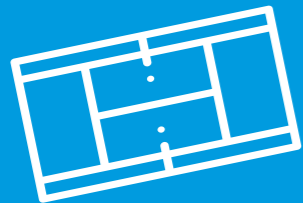


## PLACES TO PLAY – INFRASTRUCTURE AND INVESTMENT



**\$4,448,752**  
TOTAL TENNIS FACILITIES INVESTMENT (ex GST)

Responsible for future proofing the longevity and sustainability of tennis facilities across Western Australia, the Places to Play team works closely with local, state and federal government bodies to align infrastructure and playing priorities of the wider tennis community.



**\$1,884,150**  
TOTAL NCR PROJECT COSTS

### National Court Rebate (NCR) - Tennis Australia

- \$261,521 total NCR funding contribution
- **6 clubs awarded NCR funding:** Fremantle Lawn Tennis Club, Corinthian Park Tennis Club, Condingup Tennis Club, Wembley Downs Tennis Club, City of Gosnells (Thornlie Tennis Club), Melville Palmyra Tennis Club



**\$2,564,602**  
TOTAL CSRFF PROJECT COSTS

### Community Sporting and Recreation Facilities Fund (CSRFF) – Department Local Government, Sport and Cultural Industries (DLGSC)

- \$448,537 total CSRFF funding contribution
- **11 facilities awarded CSRFF funding:** Corinthian Park Tennis Club, Wembley Downs Tennis Club, City of Gosnells (Thornlie Tennis Club), Manning Tennis Club, North Beach Tennis Club, Shire of Mukinbudin (Mukinbudin Tennis Club), Kendenup Tennis Club, Hensman Park Tennis Club, Dalkeith Tennis Club, Shire of Bridgetown and Greenbushes (Bridgetown Lawn Tennis Club), City of Armadale

## PLACES TO PLAY – BOOK-A-COURT (BAC)



**22**  
LIVE VENUES



**223**  
BAC ACCESSIBLE COURTS



**34,535**  
UNIQUE BAC BOOKINGS



**\$249,992**  
TOTAL BAC REVENUE

### BOOK-A-COURT

The demand for Book-a-Court installation continues to rise as clubs, members and non-members share in the benefits of increased accessibility, increased court hire revenue and the removal of historic barriers to participation and play.

1 new BAC venue - Safety Bay TC

3 new BAC projects in progress – Fremantle Lawn TC, Melville Palmyra TC, Leederville TC

36,608 total online BAC bookings

6,061 unique BAC bookers

25% increase in unique BAC bookings from 2019/20

54% increase in total BAC revenue from 2019/20

### SPORTS FACILITY AUDITS

Sports facility audits are designed to improve the knowledge of tennis venues within Western Australia and work to assist strategic planning and decision making at all levels. Information about the condition of tennis facilities is shared with Local Government Authorities and is critical to clubs submitting funding applications.

425 tennis facilities (affiliated and non affiliated) are recorded across WA

113 additional tennis facilities identified in 2020/21

229 facilities audited in 2020/21

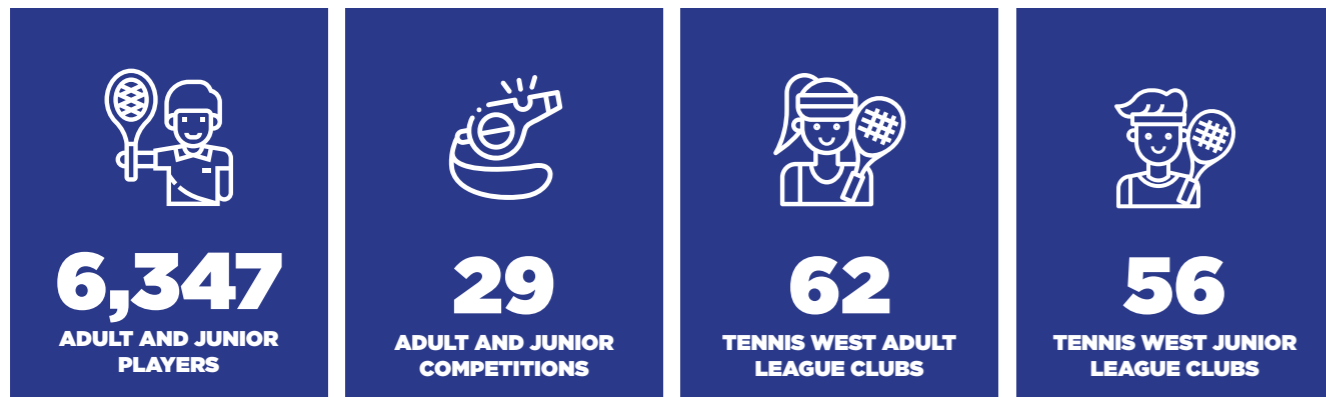
393 facilities audited in total

92% of all facilities audited in WA

### PLACES TO PLAY TEAM

**Olivia Birkett** Manager Places to Play, **Charlotte King** Places to Play Coordinator, **Shelly Pascoe** Receptionist, **Sharon Lampard** Receptionist, **Kira Duckworth** Café and Parking (maternity leave from April 2021), **Anthony Gemaol** CSO, **Mitch Scally** CSO, **Joshua Scanlon** CSO, **Imelda Loviyanti** CSO, **Sarah Wignell** CSO, **Izabelle Ramos** CSO (to December 2020), **Zoë Fenner** CSO (from March 2021), **Jaxon Gibb** CSO (from March 2021), **Dylan Bailey** CSO (from May 2021).

# WA TENNIS LEAGUE




Figures current at 30/06/2021

## WA TENNIS LEAGUE

Summer and winter season formats are offered throughout the year and include playing opportunities for all ages, abilities and genders. Summer competitions are available seven days and nights every week with competition blocks comprising 24 rounds and four finals, totalling 28 weeks of play per season. The 2020/21 season offered 20 adult competitions and nine junior competitions.

Winter League commenced in July and ran for seven rounds plus finals, with three player teams for more on court time. The COVID-19 conscious season saw competitors participate in a 'play and leave' format.

## STATE LEAGUE



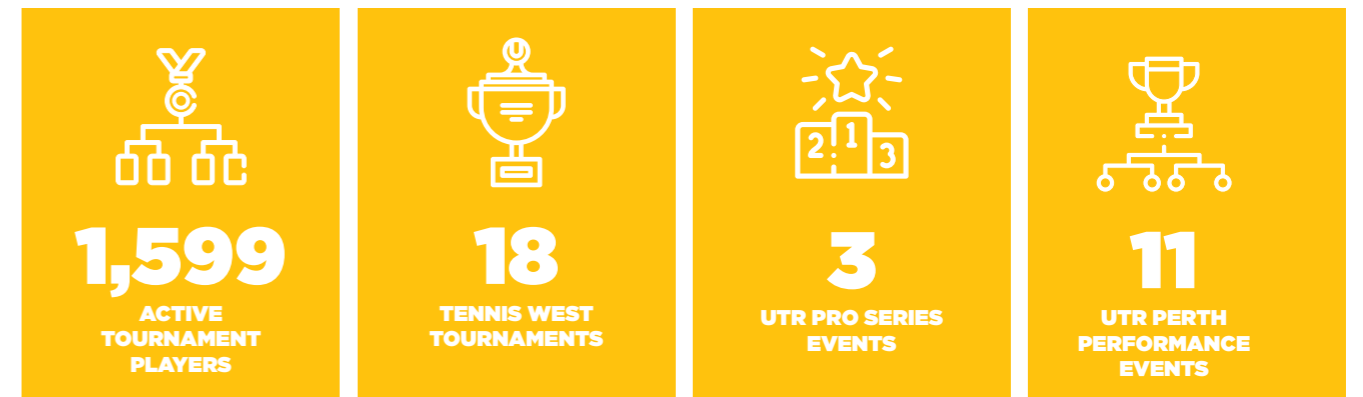
## COMPETITIONS AND TOURNAMENTS TEAM

**Loretta Hughes** Tournaments and Competitions Manager. **Deanne Maloney** Tennis League Operations. **Christopher Crosby** Tournament and Competition Operations Coordinator. **Suzanne Kingston** Tennis League Coordinator.

## SOUTH WEST JUNIOR LEAGUE

The South West junior League (SWJL) completed its inaugural season in Term 4 2020. This was the first junior league season completed in the South West with over 60 participants involved in the league. Rounds were conducted in a travelling format with host venues comprising Busselton Tennis Club, Boyup Brook Tennis Club, Bunbury Tennis Club, Donnybrook Tennis Club, Margaret River Tennis Club and Bridgetown Tennis Club.

# TOURNAMENTS

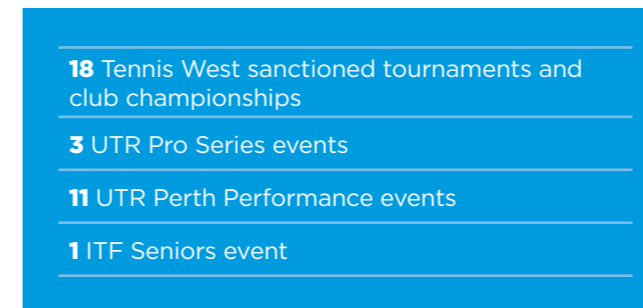


Figures current at 30/06/2021

## TOURNAMENTS

The WA tournament calendar is assembled nationally to allow continuity of match play through synchronisation with the WA League calendar, interstate ranking tournaments, National Championships and ITF, WTA and ATP events in other countries. The Tennis West synchronised calendar of Australian Ranking Tournaments and junior and senior State League fixtures, enables WA's elite players the opportunity to compete at the highest level, both in individual and team environments.

2020 Australian Ranking tournaments were cancelled due to COVID-19. Previously sanctioned Tennis West tournaments became UTR Match Play tournaments.



\* Junior Development Series, ITF Pro Tour, Bruce Cup and Junior Grass Court Nationals events cancelled due to COVID-19

## UTR PRO SERIES

Professional men's tennis returned to the State Tennis Centre in July 2020 for three UTR Pro Tennis Series events held in Perth. The event ran concurrently with UTR Pro Tennis Series events in Sydney, Brisbane, Melbourne and Adelaide. The events hosted the country's top performing athletes in their local state to compete for a share in \$450,000 prize money. This series was crucial in providing WA athletes high-level, competitive matches in a safe environment. In addition to the three UTR Pro Series events, 11 UTR Performance Series events ran, each offering a share in \$1000 - \$2000 prize money and attracting over 100 of the state's top players.

## TOURNAMENT RESULTS

### UTR PRO SERIES

**UTR Pro Tennis Perth Series Event 1**  
John Peers d Scott Jones 6-3 6-2

**UTR Pro Tennis Perth Series Event 2**  
Scott Jones d Scott Webster 6-2 6-3

**UTR Pro Tennis Perth Series Event 3**  
Scott Jones d Rhys Johnson 2-6 6-1 10-2

### WA OPEN AMT

#### Women's Singles

Taylah Preston [1] d Shanelle Iaconi [3] 6-1 6-4

#### Women's Doubles

Lily Fairclough/ Shanelle Iaconi (round robin winners)

#### Men's Singles

Scott Jones [1] d Zach Itzstein [2] 6-2 2-0 (retired)

#### Men's Doubles

Scott Jones/Scott Webster [1] d Ethan Cook/Ethan Dunn [2] 6-1 7-5

### WA OPEN JUNIORS

**Boys 10s Singles** - Lachlan Alan Harney

**Girls 10s Singles** - Isabella Crawford

**Boys 10s Doubles** - Aidan Chan/Alessandro Dorta

**Girls 10s Doubles** - Amelia Miloskeski/Lily Tiger Reece

**Boys 12s Singles** - Gerard Hadiano

**Girls 12s Singles** - Eva Crawford

**Boys 12s Doubles** - Gerard Hadiano/Thomas McKenzie

**Girls 12s Doubles** - Sara Nikolic/Claudia Shearwood

**Boys 14s Singles** - Brendan Jayaprakash

**Girls 14s Singles** - Talia Edgar

**Boys 14s Doubles** - Archie Brown/Brendan Jayaprakash

**Girls 14s Doubles** - Alfee Stevens/Alice Stevens

**Boys 16s Singles** - Kevin Herbert

\* No event for Girls 16s Singles, Boys 16s Doubles and Girls 16s Doubles

### UTR JUNIOR STATE PERFORMANCE CHAMPIONSHIPS

**Girls 12/U Singles** - Sara Nikolic

**Boys 12/U Singles** - Cameron Burton

**Girls 14/U Singles** - Yellena Kelleher

**Boys 14/U Singles** - Jake Dembo

**Girls 16/U Singles** - Lily Fairclough

**Boys 16/U Singles** - Nathan Lim

**Girls 18/U Singles** - Taylah Preston

**Boys 18/U Singles** - Matthew Burton

## COACH DEVELOPMENT



**191**

TENNIS AUSTRALIA COACH MEMBERS



**46**

BUSINESS MEMBERS



**77**

QUALIFIED MEMBERS



**68**

TRAINEE MEMBERS

Figures current at 30/06/2021

Tennis West offers a comprehensive coach education pathway through the offering of Tennis Australia courses for current and prospective tennis coaches. The pathway includes short courses catering for beginner coaches and volunteers, through to nationally recognized Vocational Education and Training (VET) qualifications which provide further training for more experienced coaches.

### WA TENNIS AUSTRALIA COACH MEMBERS

- 191 coaches (142 male, 49 female)
- 2 High Performance coaches
- 3 Master Club Pro coaches
- 64 Club Professional coaches
- 52 Junior Development coaches
- 2 Level 3 coaches
- 68 non-Tennis Australia qualified

### TENNIS AUSTRALIA COACH MEMBERSHIP

- 46 business members
- 77 qualified members
- 68 trainee members

### COACHING SCHOLARSHIPS

- 5 Female Junior Development Coaching course scholarship recipients
- 3 Female Club Professional Course scholarship recipients.

### COACHING COURSES AND PROFESSIONAL DEVELOPMENT

- 5 Foundation Coaching courses. 54 participants.
- 4 Community Coaching courses. 32 participants.
- 1 Junior Development course. 17 participants
- 1 Club Professional course. 9 participants
- 3 off court professional development courses. 52 participants.
- 19 on court professional development courses. 205 participants.

### TENNIS AUSTRALIA COACH EDUCATION TEAM\*

Sheridan Adams Coach Development Manager - WA

\*Staff operating out of Tennis West

## TENNIS OFFICIATING

Tennis officials play a crucial role in the delivery of tennis, essential to the running of local, national and international tournaments and competitions.

### WA OFFICIALS

- 27 accredited officials
- 18 court supervisors
- 18 line umpires
- 8 chair umpires
- 7 referees
- 1 referee in training
- 2 chair umpires accepted for National Chair Umpire pathway
- 10 online course registrations

\*Officials may hold more than one accreditation.  
\*Completion of training impacted by COVID-19.

### LOCAL/NATIONAL TOURNAMENT OFFICIATING

- 34 tournaments
- 145 days of tournament play
- 43,500+ official roles required

\*3 tournaments cancelled due to COVID-19.


### INTERNATIONAL EVENT OFFICIATING - ATP/WTA/GRAND SLAMS

- 2 officials Australian Open
- 3 officials - Roland Garros and Wimbledon

\* 2021 ATP Cup Perth relocated due to COVID-19  
\* Travel prohibited involvement in additional ATP and WTA events



# NATIONAL ACADEMY



Figures current at 30/06/2021

The National Academy - WA is a high performance training environment located at the State Tennis Centre in Perth. The program offers a comprehensive training structure for athletes who fulfil the entry selection guidelines based on player values, player performance and player potential. The National Academy continues to use a holistic approach to each athlete's development by offering professional access to physiotherapy, psychology, sports nutrition and sports medicine. Athletes are provided with individualised training programs and tournament schedules that are tailored to their phase of development. Athletes are provided travel support domestically and internationally with high performance qualified staff members. As a high performance training environment, the National Academy is continually striving to improve training standards and expectations.

The program sustains a pathway that continues to foster the development of quality international-standard players from Western Australia who have the ability to represent their country in prestigious events such as Davis Cup, Billie Jean King Cup and Grand Slams. The National Academy training and learning environment is underpinned with the core values of Competitive, Coachable and Committed. The National Academy is only possible through the partnerships between Tennis Australia and Tennis West. The two bodies play a major role in the provision of staff, facilities and support services. The National Academy continues to lead the way in high performance with numerous Australian representatives and national champions.

## NATIONAL DEVELOPMENT SQUADS

The National Development Squad program is the premier program in Western Australia for players aged between 8 and 18 years of age. Selection is based on a minimum UTR requirement for each birth year and gender, tournament results and attitude and behavioural requirements. Working with each player's private coach to add value to their weekly schedule, a player is then offered two on court sessions per week, two strength and conditioning sessions per week, and one match play session each week. Respecting the primary role of the private coach and working with them to align and integrate individual player development plans as much as practicable into squad sessions is a key focus.

## NATIONAL TENNIS ACADEMY

Seven WA Athletes were selected for the National Tennis Academy (NTA) in Brisbane. The most of any state and territory in Australia, WA athletes represent a quarter of all athletes selected nationally. Maddison Inglis, Jessie Culley, Tristan Schoolkate, Derek Pham and Zach Viiala all relocated to Brisbane to train at the NTA, whilst Talia Gibson and Taylah Preston accepted funding from the NTA and decided to stay in Perth. They have the opportunity to train in Brisbane when appropriate.

## TENNIS AUSTRALIA NATIONAL ACADEMY TEAM \*

**Tom George** National Development Squad Coach. **Emma Hayman** Talent Operations Manager. **Len Cannell** National Development Squad Physical Performance Coach. **Brad Ladyman** National Development Squad - Assistant Coach. **Peter Schoolkate** National Development Squad - Assistant Coach. **Matthew Lester** PhD Candidate. **Dylan Wood** PhD Candidate. **Heather McGregor-Bayne** National Academy Psychologist. **Dr Alex Strahan** National Academy Sports Doctor. **Craig Elliott** National Academy Physiotherapist. **Bethanie Allanson** National Academy Sports Dietician.

\*Staff operating out of Tennis West

## ZONE SQUADS

Zone squads were established across Western Australia to provide more opportunities for more players. Zone squads are an important step in the player development pathway, providing opportunities for talented players to come together to train in a competitive environment. Players and their families have the chance to access benefits such as networking, player and parent education sessions, training, match play, strength and conditioning, tournament support, and assistance in navigating the tennis pathway from tournaments to college programs. Zone Squads also provide an opportunity for players to be considered for selection into the National Development Squads.

Western Australia has 7 Zone Squads made up of 5 Metro Zone Squads and 2 Regional Zone Squads. There is one centralised zone squad at the State Tennis Centre.

### 5 METRO ZONE SQUADS

- Dalkeith Tennis Club - Metro North (City of Nedlands)
- Mt Lawley Tennis Club - Metro North (City of Stirling)
- North Beach Tennis Club - Metro North (City of Stirling)
- State Tennis Centre - Metro South (Town of Victoria Park)
- Blue Gum Park Tennis Club - Metro South (City of Melville)

### 2 REGIONAL ZONE SQUADS

- Geraldton Tennis Club - Regional North (Mid West)
- Busselton Tennis Club - Regional South (South West)

## SUPER 10s

The Super 10s is a competition held at the State Tennis Centre for the leading 10 and under tennis players in Western Australia. The competition commences with a Challenge Day where children are evaluated by managers on court. From the Challenge Day and recent tournament results, the leading 16 boys and 16 girls are selected. These players are divided into four teams of four players each. The teams are assigned a team manager who stays on court with the players throughout the season to provide advice and support. There is also a Super Bs competition that is for all of the remaining players from the Challenge Day.

Each term over 75 players participate in the competition.

## FEMALES IN TENNIS DEVELOPMENT CAMPS

Designed to amplify opportunities for women and girls in tennis, WA hosted four of the 25 Females in Tennis Development Camps delivered across the country.

Open to female participants from across WA aged 9 and 14, the Tennis Australia initiative was free to participants, funded under the Federal Government's 2019 \$12 million commitment to women and girls in tennis.

Aiming to develop player performance both on and off the court, the guiding principles of the junior female development camps are reflective of the deliverables presented at State and National camps; including the pinnacle of female training camps reserved for the Australian Billie Jean King Cup (formerly Fed Cup) Team. WA held four regional camps in Busselton, Geraldton, Narrogin and Albany, based on the themes of:

- Exploring a key stroke in the women's game
- Connection - team, fun & friends
- Parent session - 'What girls are looking for from sport'



Credit - Seeker Images



## NATIONAL ACADEMY



### AUSTRALIAN JUNIOR RANKINGS – BIRTH YEAR

9 WA athletes ranked #1 in Australia for respective birth years:

- #1 Tristan Schoolkate (2001 birth year)
- #1 Talia Gibson (2004 birth year)
- #1 Derek Pham (2004 birth year)
- #1 Taylah Preston (2005 birth year)
- #1 Zach Viiala (2005 birth year)
- #1 Rhea Makesar (2006 birth year)
- #1 Jake Dembo (2008 birth year)
- #1 Rishi Makesar (2009 birth year)
- #1 Claudia Shearwood (2010 birth year)

### AUSTRALIAN RANKINGS

13 WA athletes within the top 100 Australian Open rankings:

Open Men (5 WA players ranked in top 100):

- #13 Matthew Ebden
- #27 Tristan Schoolkate
- #59 Ashwin Sharma
- #61 Tim Gray
- #89 Daniel Downey

Open Women (8 WA players ranked in top 100):

- #3 Astra Sharma
- #4 Storm Sanders
- #5 Maddison Inglis
- #34 Talia Gibson
- #44 Jelena Stojanovic
- #77 Shanelle Iaconi
- #92 Taylah Preston
- #97 Lily Fairclough

### WA STATE TEAMS

The Australian Teams Championships at KDV on the Gold Coast was held in June 2021. The 11/U and 13/U events were cancelled due to COVID-19 after the group stages. WA teams were in the semi-finals of three of the four events. Both boys teams were undefeated and won their respective groups. The 15/U event has been postponed until later in the year.

#### 11/U BOYS TEAM

- Sehun Park, Jake Carlson and Leo Terrade
- Coach/Manager: Len Cannell

#### 11/U GIRLS TEAM

- Sara Nikolic, Karin Hiramatsu, Claudia Shearwood and Jovana Novakovic
- Coach/Manager: Emma Hayman

#### 13/U BOYS TEAM

- Jake Dembo, Rishi Makesar, Nemanja Savic and Cameron Burton
- Coach/Manager: Tom George

#### 13/U GIRLS TEAM

- Alice Stevens, Yuvna Dass and Amy Findlay
- Coach/Manager: Marisa Gianotti

#### 15/U BOYS TEAM

- Zach Viiala, Marko Mrdak and Jay Faircough
- Coach/Manager: Len Cannell

#### 15/U GIRLS TEAM

- Taylah Preston, Jessie Culley and Lily Fairclough
- Coach/Manager: Tom George

## 2020/21 PRO PLAYER SNAPSHOT



### MADDISON INGLIS

- Tennis Australia Ranking #5
- WTA Singles #140
- WTA Doubles #217



### MATTHEW EBDEN

- ATP Doubles #70
- Career High ATP #39



### STORM SANDERS

- Tennis Australia Ranking #4
- WTA Singles #147
- WTA Doubles #59



### JOHN PEERS

- Tennis Australia Doubles Ranking #1
- ATP Doubles #24



### ASTRA SHARMA

- Tennis Australia Ranking #3
- WTA Singles #127
- WTA Doubles #127




### TRISTAN SCHOOLKATE

- Tennis Australia Ranking #29
- ATP Singles #759
- ATP Doubles #958

The National Academy team would like to thank Tennis Australia, Tennis West and the Tennis West Board for their continued support of the High Performance program in Western Australia.

# TENNIS WEST SPONSORS

## MAJOR PARTNERS



## PROGRAM & TOURNAMENT PARTNERS



# FINANCIAL STATEMENTS

W.A. TENNIS ASSOCIATION  
INCORPORATED

ABN 90 803 634 736

30 JUNE 2021

## STATEMENT OF FINANCIAL POSITION

As at 30 June 2021

	Note	2021 \$	2020 \$
<b>Assets</b>			
Cash and cash equivalents	9	3,067,528	1,566,775
Financial assets	10	4,792,790	4,334,770
Trade receivables and other assets	11	433,683	296,973
Inventories	12	5,419	4,879
<b>Total current assets</b>		<b>8,299,420</b>	<b>6,203,397</b>
Property, plant and equipment	13	3,389,516	3,603,702
Right-of-use assets	14	45,193	24,724
<b>Total non-current assets</b>		<b>3,434,709</b>	<b>3,628,426</b>
<b>Total assets</b>		<b>11,734,129</b>	<b>9,831,823</b>
<b>Liabilities</b>			
Trade and other payables	15	306,459	123,162
Employee benefits	16	223,815	235,717
Deferred income	17	612,467	40,648
Lease liabilities	18	12,155	8,352
<b>Total current liabilities</b>		<b>1,154,896</b>	<b>407,879</b>
Employee benefits	16	9,267	20,018
Deferred income	17	2,500,000	2,500,000
Lease liabilities	18	38,387	16,622
<b>Total non-current liabilities</b>		<b>2,547,654</b>	<b>2,536,640</b>
<b>Total liabilities</b>		<b>3,702,550</b>	<b>2,944,519</b>
<b>Net assets</b>		<b>8,031,579</b>	<b>6,887,304</b>
<b>Members' equity</b>			
Retained earnings		7,561,008	6,427,885
Capital and general reserves		470,571	459,419
<b>Total members' equity</b>		<b>8,031,579</b>	<b>6,887,304</b>

The statement of financial position is to be read in conjunction with the notes to the financial statements set out on pages 39 to 50.

## STATEMENT OF PROFIT OR LOSS & OTHER COMPREHENSIVE INCOME

For the year ended 30 June 2021

	Note	2021 \$	2020 \$
Revenue from contracts with customers		1,057,326	985,590
Tennis Australia funding		1,096,959	1,486,786
Government funding		1,108,586	911,732
Insurance compensation		317,602	-
<b>Total revenue</b>	5	3,580,473	3,384,108
Player development expenses		(67,591)	(168,585)
Tennis competitions expenses		(412,294)	(499,470)
Tennis business expenses		(617,010)	(501,540)
Tennis clubs & community expenses		(977,771)	(1,172,601)
Marketing expenses		(236,872)	(278,193)
Places to play		(195,717)	(186,048)
Finance & administration expenses		(602,109)	(533,419)
Management fees on investment		(25,687)	(25,939)
<b>Total expenses</b>	6	(3,135,050)	(3,365,795)
Finance income		700,172	178,914
Finance cost		(1,320)	(200,867)
<b>Net finance income</b>	7	698,852	(21,953)
<b>Net (loss)/surplus for the period</b>		1,144,275	(3,640)
Other comprehensive income		-	-
<b>Total comprehensive (deficit)/income for the period</b>		1,144,275	(3,640)

The statement of profit and loss and other comprehensive income is to be read in conjunction with the notes to the financial statements set out on pages 39 to 50.

## STATEMENT OF CHANGES IN EQUITY

For the year ended 30 June 2021

	Tennis Development Fund	Asset Replacement Reserve	Retained earnings	Total equity
Balance at 1 July 2019	133,248	340,000	3,407,787	3,881,035
Adjustment on initial application of AASB 15 and AASB 1058	-	-	3,009,909	3,009,909
Adjusted balance at 1 July 2019	133,248	340,000	6,417,696	6,890,944
<b>Total comprehensive income for the period</b>				
Deficit for the period	-	-	(3,640)	(3,640)
Allocation of funds	3,371	-	(3,371)	-
Fundraising money	12,172	-	(12,172)	-
Payment of player grants	(29,372)	-	29,372	-
Balance at 30 June 2020	119,419	340,000	6,427,885	6,887,304
Balance at 1 July 2020	119,419	340,000	6,427,885	6,887,304
<b>Total comprehensive income for the period</b>				
Surplus for the period	-	-	1,144,275	1,144,275
Allocation of funds	-	-	-	-
Fundraising money	11,152	-	(11,152)	-
Payment of player grants	-	-	-	-
Balance at 30 June 2021	130,571	340,000	7,561,008	8,031,579

The statement of changes in equity is to be read in conjunction with the notes of the financial statements set out on pages 39 to 50.

## STATEMENT OF CASH FLOWS

For the year ended 30 June 2021

	Note	2021 \$	2020 \$
<b>Cash flows from operating activities</b>			
Cash receipts from customers		3,031,829	2,736,394
Cash receipts from government grants		1,108,586	1,002,905
Cash paid to suppliers and employees		(2,872,567)	(3,714,058)
Interest received relating to bank deposits		8,615	26,463
Dividends and interest received relating to investments		230,015	168,486
<b>Net cash from operating activities</b>	20	1,506,478	220,190
<b>Cash flows from investing activities</b>			
Acquisition of property, plant and equipment	13	-	(115,829)
Payments for purchase of investments		(237,812)	(817,398)
Proceeds from sale of investments		241,334	787,065
<b>Net cash from (used in) investing activities</b>		3,522	(146,162)
<b>Cash flows from financing activities</b>			
Lease payments (principal and interest)		(9,247)	(7,658)
<b>Net cash used in financing activities</b>		(9,247)	(7,658)
Net increase in cash and cash equivalents		1,500,753	66,370
Cash and cash equivalents at 1 July		1,566,775	1,500,405
<b>Cash and cash equivalents at 30 June</b>	9	3,067,528	1,566,775

The statement of cash flows is to be read in conjunction with the notes to the financial statements set out on pages 39 to 50.

## NOTES TO THE FINANCIAL STATEMENTS

## NOTE 1. REPORTING ENTITY

The W.A. Tennis Association Incorporated ('Association') is an Association domiciled in Australia. The Association is incorporated under the Associations Incorporation Act 2015. The address of the Association's registered office is;

State Tennis Centre  
282 Victoria Park Drive  
Burswood WA 6100

The Association is a not-for-profit entity and the principal activities of the Association during the course of the financial year were the promotion and development of the game of tennis in Western Australia.

## NOTE 2. BASIS OF PREPARATION

**(a) Statement of compliance**

The financial statements are Tier 2 general purpose financial statements which have been prepared in accordance with Australian Accounting Standards – Reduced Disclosure Requirements and the Associations Incorporation Act 2015. These financial statements comply with Australian Accounting Standards – Reduced Disclosure Requirements.

The financial statements were approved by the Members of the Committee (the "Board of Directors") on 12 October, 2021.

**(b) Basis of measurement**

The financial report has been prepared on the historical cost basis.

**(c) Functional and presentation currency**

The financial report is presented in Australian dollars, which is the Association's functional currency.

**(d) Use of estimates and judgements**

The preparation of financial statements requires management to make judgements, estimates and assumptions that affect the application of accounting policies and the reported amounts of assets, liabilities, income and expenses. Actual results may differ from these estimates.

Estimates and underlying assumptions are reviewed on an ongoing basis. Revisions to accounting estimates are recognised in the period in which the estimate is revised and in any future periods affected.

**(e) Going concern**

As noted in Note 23, the Association is economically dependent upon Tennis Australia and receives grant funding therefrom that forms an integral part of the funding required for the Association to achieve its short and long term objectives. In the event that grant funding from Tennis Australia Limited should cease, or be reduced, it is the view of the officers that the Association would still be able to continue meeting the above objectives, albeit to a lesser extent.

The Directors have concluded that it is appropriate that these financial statements are prepared on a going concern basis, taking regard of the above and while acknowledging the uncertainties around forecasting financials in the COVID-19 environment. The Directors acknowledge that such uncertainties do not represent material uncertainties related to going concern.

## NOTE 3. SIGNIFICANT ACCOUNTING POLICIES

**(a) Financial instruments**

The principal accounting policies adopted in the preparation of the financial report are set out below. These have been consistently applied to all periods presented in these financial statements.

**(i) Recognition, initial measurement of derecognition**

Financial assets and financial liabilities are recognised when the Association becomes a party to the contractual provisions of the financial instrument, and are measured initially at fair value adjusted by transactions costs, except for those carried at fair value through profit or loss, which are measured initially at fair value. Subsequent measurement of financial assets and financial liabilities are described below.

Financial assets are derecognised when the contractual rights to the cash flows from the financial asset expire, or when the financial asset and all substantial risks and rewards are transferred. A financial liability is derecognised when it is extinguished, discharged, cancelled or expires.

**(ii) Classification and subsequent measurement of financial assets**

Except for those trade receivables that do not contain a significant financing component and are measured at the transaction price, all financial assets are initially measured at fair value adjusted for transaction costs (where applicable).

For the purpose of subsequent measurement, financial assets other than those designated and effective as hedging instruments are classified into the following categories upon initial recognition:

- Amortised cost
- Fair value through profit or loss (FVPL)
- Equity instruments at fair value through other comprehensive income (FVOCI)

All income and expenses relating to financial assets that are recognised in profit or loss are presented within finance costs, finance income or other financial items, except for impairment of trade receivables which is presented within other expenses.

Classifications are determined by both:

- The Association's business model for managing the financial asset
- The contractual cash flow characteristics of the financial assets

**(iii) Subsequent measurement financial assets**

*Financial assets at amortised costs*

Financial assets are measured at amortised cost if the assets meet the following conditions (and are not designated as FVPL):

- They are held within a business model whose objective is to hold the financial assets and collect its contractual cash flows
- The contractual terms of the financial assets give rise to cash flows that are solely payments of principal and interest on the principal amount outstanding

# NOTES TO THE FINANCIAL STATEMENTS

After initial recognition, these are measured at amortised cost using the effective interest method. Discounting is omitted where the effect of discounting is immaterial. The Association's cash and cash equivalents, trade and most other receivables fall into this category of financial instrument as well as long-term deposit.

*Financial assets at fair value through profit or loss (FVPL) – loans and receivables*

Financial assets that are held within a different business model other than 'hold to collect' or 'hold to collect and sell' are categorised at fair value through profit and loss. Further, irrespective of business model financial assets whose contractual cash flows are not solely payments of principal and interest are accounted for as FVPL. All derivative financial instruments fall into this category.

The Association do not currently hold any financial assets at FVOCI.

#### (iv) Cash and cash equivalents

Cash and cash equivalents comprise cash balances and call deposits with maturities of three months or less from the acquisition date that are subject to an insignificant risk of changes in their fair value, and are used by the Association in the management of its short term commitments.

#### (v) Non-derivative financial liabilities

The Association has the following non-derivative financial liabilities: interest bearing liabilities, bank overdrafts and trade and other payables.

Financial liabilities are initially measured at fair value, and, where applicable, adjusted for transaction costs unless the Association designated a financial liability at fair value through profit or loss.

Subsequently, financial liabilities are measured at amortised cost using the effective interest method except for derivatives and financial liabilities designated at FVPL, which are carried subsequently at fair value with gains or losses recognised in profit or loss.

All interest-related charges and, if applicable, changes in an instrument's fair value that are reported in profit or loss are included within finance costs or finance income.

#### (b) Property, plant and equipment

##### (i) Recognition and measurement

Items of property, plant and equipment are measured at cost or deemed cost less accumulated depreciation (see below) and accumulated impairment losses. The cost of property, plant and equipment at 1 July 2004, the date of transition to AASBs, was determined by reference to its cost at that date.

Cost includes expenditures that are directly attributable to the acquisition of the asset and cost incurred in getting the asset ready for use. The cost of self-constructed assets includes the cost of materials, direct labour, the initial estimate, where relevant, of the costs of dismantling and removing the items and restoring the site on which they are located, and an appropriate proportion of production overheads. Purchased software that is integral to the functionality of the related equipment is capitalised as part of that equipment.

Where parts of an item of property, plant and equipment have different useful lives, they are accounted for as separate items (major components) of property, plant and equipment.

Any gain or loss on disposal of an item of property, plant and equipment (calculated as the difference between the net proceeds from disposal and the carrying amount of the item) is recognised in profit or loss.

##### (ii) Subsequent costs

The cost of replacing part of an item of property, plant and equipment is recognised in the carrying amount of the item if it is probable that the future economic benefits embodied within the part will flow to the Association and its cost can be measured reliably. The costs of the day-to-day servicing of property, plant and equipment are recognised in profit or loss as incurred.

##### (iii) Depreciation

Depreciation is recognised in profit or loss on a straight-line basis over the estimated useful lives of each part of an item of property, plant and equipment.

The estimated useful lives in the current and comparative periods are as follows:

- Leasehold Improvements - 3-40 years
- Plant and equipment - 1-10 years
- Courts - 3-45 years

The residual value, the useful life and the depreciation method applied to an asset are reassessed at least annually.

#### (c) Inventories

Inventories are measured at the lower of cost and net realisable value. The cost of inventories is based on the lower of costs and net realisable value, and includes expenditure incurred in acquiring the inventories and bringing them to their existing location and condition. Net realisable value is the estimated selling price in the ordinary course of business, less the estimated costs of completion and selling expenses.

#### (d) Impairment

##### (i) Financial assets (including receivables)

AASB 9's impairment requirements use more forward-looking information to recognise expected credit losses - the 'expected credit losses (ECL) model'. Instruments within the scope of the new requirements include loans and other debt-type financial assets measured at amortised cost.

The Association makes use of a simplified approach in accounting for trade and other receivables and records the loss allowance at the amount equal to the expected lifetime credit losses. In using this practical expedient, the Association uses its historical experience, external indicators and forward-looking information to calculate the expected credit losses using a provision matrix.

##### (ii) Non-financial assets

The carrying amounts of the Association's non-financial assets, other than inventories, are reviewed at each reporting date to determine whether there is any indication of impairment. If any such indication exists then the asset's recoverable amount is estimated.

An impairment loss is recognised if the carrying amount of an asset or its cash-generating unit exceeds its recoverable amount. A cash-generating unit is the smallest identifiable asset group that generates cash flows that largely are independent from other assets and groups. Impairment losses are recognised in profit or loss. Impairment losses recognised in respect of cash-generating units

are allocated first to reduce the carrying amount of any goodwill allocated to the units and then to reduce the carrying amount of the other assets in the unit (group of units) on a pro rata basis.

The recoverable amount of an asset or cash-generating unit is the greater of its value in use and its fair value less costs to sell. In assessing value in use, the estimated future cash flows are discounted to their present value using a discount rate that reflects current market assessments of the time value of money and the risks specific to the asset.

Impairment losses recognised in prior periods are assessed at each reporting date for any indications that the loss has decreased or no longer exists. An impairment loss is reversed if there has been a change in the estimates used to determine the recoverable amount. An impairment loss is reversed only to the extent that the asset's carrying amount does not exceed the carrying amount that would have been determined, net of depreciation or amortisation, if no impairment loss had been recognised.

#### (e) Employee benefits

##### (i) Long-term employee benefits

The Association's net obligation in respect of long-term service benefits is the amount of future benefit that employees have earned in return for their service in the current and prior periods. The obligation is calculated using expected future increases in wage and salary rates including related on-costs and expected settlement dates, and is discounted using the rates attached to the Corporate bonds at the reporting date which have maturity dates approximating to the terms of the Association's obligations.

##### (ii) Short-term employee benefits

Short-term employee benefits are expensed as the related service is provided. A liability is recognised for the amount expected to be paid if the Association has a present legal or constructive obligation to pay this amount as a result of past service provided by the employee and the obligation can be estimated reliably.

##### (ii) Termination benefits

Termination benefits are expensed at the earlier of when the Association can no longer withdraw the offer of those benefits and when the Association recognises costs for a restructuring. If benefits are not expected to be settled wholly within 12 months at the end of the reporting, then they are discounted.

#### (f) Provisions

A provision is recognised if, as a result of a past event, the Association has a present legal or constructive obligation that can be estimated reliably, and it is probable that an outflow of economic benefits will be required to settle the obligation. Provisions are determined by discounting the expected future cash flows at a rate that reflects current market assessments of the time value of money and the risks specific to the liability.

#### (g) Revenue and other income

##### (i) Revenue recognition policy for revenue from contracts with customers (AASB 15)

AASB 15 requires revenue to be recognised when control of a promised good or service is passed to the customer at an amount which reflects the expected consideration. The customer for these contracts is the fund provider.

Revenue is recognised by applying a five-step model as follows:

- 1) Identify the contract with the customer
- 2) Identify the performance obligations
- 3) Determine the transaction price
- 4) Allocate the transaction price
- 5) Recognise revenue

Generally, the timing of the payment for sale of goods and rendering of services corresponds closely to the timing of satisfaction of the performance obligations, however where there is a difference, it will result in the recognition of a receivable, contract asset or contract liability.

None of the revenue streams of the Association have any significant financing terms as there is less than 12 months between receipt of funds and satisfaction of performance obligations. Costs are recognised on an accrual basis.

##### *Grant income*

Grant income arising from an agreement which contains enforceable and sufficiently specific performance obligations is recognised when control of each performance obligations is satisfied. This is generally the case for the monies from the Government and the performance obligations are varied based on the agreement.

Within grant agreements there may be some performance obligations where control transfers at a point in time and others which have continuous transfer of control over the life of the contract.

Where control is transferred over time, generally the revenue is recognition based on either cost or time incurred which best reflects the transfer of control.

##### *Affiliation fees*

Revenue from affiliation fees is recognised in the profit or loss in proportion to the stage of completion of the transaction at the reporting date. The stage of completion is assessed by reference to the period to which membership relates.

##### (ii) Revenue recognition policy for revenue streams which are either not enforceable or do not have sufficiently specific performance obligations (AASB 1058)

##### *Grant income*

Assets arising from grants in the scope of AASB 1058 are recognised at their fair value when the asset is received. These assets are generally cash but maybe property which has been donated or sold to the Association at significantly below its fair value.

Once the asset has been recognised, the Association recognises any related liability amounts. Once the assets and liabilities have been recognised then income is recognised for any difference between the recorded asset and liability.

##### *Capital gains*

Capital grants received under an enforceable agreement to enable the Association to acquire or construct an item of property, plant and equipment to identified specifications which will be controlled by the Association (once complete) are recognised as revenue as and when the obligation to construct or purchase is completed.

# NOTES TO THE FINANCIAL STATEMENTS

For construction projects, this is generally as the construction progresses in accordance with costs incurred since this is deemed to be the most appropriate measure of the completeness of the construction project as there is no profit margin.

#### *Volunteer services*

The Association has elected not to record volunteer services in the financial statements. Volunteer services received relate to accounting, human resources, legal and information technology resources from Tennis Australia, as well as volunteers assisting in the organising and running of tennis events throughout the state of Western Australia.

#### (iii) Significant estimates and judgements relating to revenue

For many of the grant agreements received, the determination of whether the contract includes sufficiently specific performance obligations was a significant judgement involving discussions with several parties at the Association, review of the proposal documents prepared during the grant application phase and consideration of the terms and conditions.

Grants received by the Association have been accounted for under both AASB 15 and AASB 1058 depending on the terms and conditions and decisions made.

If this determination was changed then the revenue recognition pattern would be different from that recognised in this financial report.

#### (h) Leases

At inception of a contract, the Association assesses whether a contract is, or contains, a lease. A contract is, or contains, a lease if the contract conveys the right to control the use of an identified asset for a period of time in exchange for consideration. To assess whether a contract conveys the right to control the use of an identified asset, the Association uses the definition of a lease in AASB 16.

##### *(i) Initial recognition and measurement*

At commencement or on modification of a contract that contains a lease component, the Association allocates the consideration in the contract to each lease component on the basis of its relative standalone prices. However, for the leases of property the Association has elected not to separate non-lease components and account for the lease and non-lease components as a single lease component.

The Association recognises a right-of-use asset and a lease liability at the lease commencement date. The right-of-use asset is initially measured at cost, which comprises the initial amount of the lease liability adjusted for any lease payments made at or before the commencement date, plus any initial direct costs incurred and an estimate of costs to dismantle and remove the underlying asset or to restore the underlying asset or the site on which it is located, less any lease incentives received.

The right-of-use asset is subsequently depreciated using the straight-line method from the commencement date to the end of the lease term, unless the lease transfers ownership of the underlying asset to the Association by the end of the lease term or the cost of the right-of-use asset reflects that the Association will exercise a purchase option. In that case the right-of-use asset will be depreciated over the useful life of the underlying asset, which is determined on the same basis as those of property and equipment. In addition, the right-of-use asset

is periodically reduced by impairment losses, if any, and adjusted for certain re-measurements of the lease liability.

The lease liability is initially measured at the present value of the lease payments that are not paid at the commencement date, discounted using the interest rate implicit in the lease or, if that rate cannot be readily determined, the Association's incremental borrowing rate. Generally, the Association uses its incremental borrowing rate as the discount rate.

The Association determines its incremental borrowing rate by obtaining interest rates from various external financing sources and makes certain adjustments to reflect the terms of the lease and type of the asset leased.

Lease payments included in the measurement of the lease liability comprise the following:

- fixed payments, including in-substance fixed payment;
- variable lease payments that depend on an index or a rate, initially measured using the index or rate as at the commencement date;
- amounts expected to be payable under a residual value guarantee; and
- the exercise price under a purchase option that the Association is reasonably certain to exercise, lease payments in an optional renewal period if the Association is reasonably certain to exercise an extension option, and penalties for early termination of a lease unless the Association is reasonably certain not to terminate early.

The lease liability is measured at amortised cost using the effective interest method. It is remeasured when there is a change in future lease payments arising from a change in an index or rate, if there is a change in the Association's estimate of the amount expected to be payable under a residual value guarantee, if the Association changes its assessment of whether it will exercise a purchase, extension or termination option or if there is a revised in-substance fixed lease payment.

When the lease liability is remeasured in this way, a corresponding adjustment is made to the carrying amount of the right-of-use asset, or is recorded in profit or loss if the carrying amount of the right-of-use asset has been reduced to zero. The Association presents right-of-use assets that do not meet the definition of investment property in property, plant and equipment and lease liabilities in loans and borrowings in the statement of financial position.

##### *(ii) Short-term leases and leases of low-value assets*

The Association has elected not to recognise right-of-use assets and lease liabilities for leases of low-value assets and short-term leases, including IT equipment. The Association recognises the lease payments associated with these leases as an expense on a straight-line basis over the lease term.

At inception or on modification of a contract that contains a lease component, the Association allocates the consideration in the contract to each lease component on the basis of their relative stand-alone prices.

##### *(iii) Leases with significantly below-market terms and conditions*

The Association has the right to use the Burswood Park Tennis Centre for a nominal amount \$2,000 per annum (2020: \$200). This property is used for the Associations administration office as well as various tennis activities. The lease term ends in 2047.

The Association has elected to measure the right of use asset arising from this lease at cost, which is based on the associated lease liability.

#### (i) Financial income and costs

Finance income comprises interest income on funds invested, dividend income and changes in the fair value of financial assets at fair value through profit or loss. Interest income is recognised as it accrues in profit or loss, using the effective interest method.

Dividend income is recognised in profit or loss on the date that the Association's right to receive payment is established.

#### (j) Income tax

The Association's income relates to its activities as an Association established for the encouragement of sport.

In following the Income Tax Assessment Act of 1997 Div 50 s.50-45, the Association's income is therefore considered exempt from income tax. Withholding tax from other jurisdictions is provided when the liability is due and payable.

#### (k) Goods and services tax

Revenue, expenses and assets are recognised net of the amount of goods and services tax (GST), except where the amount of GST incurred is not recoverable from the taxation authority. In these circumstances, the GST is recognised as part of the cost of acquisition of the asset or as part of the expense.

Receivables and payables are stated with the amount of GST included.

Cash flows are included in the statement of cash flows on a gross basis. The GST components of cash flows arising from investing and financing activities which are recoverable from, or payable to, the Australian Taxation Office are classified as operating cash flows.

#### (l) New accounting standards and interpretations not yet adopted

There are no standards or amendments that have been issued but not yet effective that are expected to have a significant impact on the Association.

The Association has not adopted, and currently does not anticipate adopting any standards prior to their effective dates.

## NOTE 4. DETERMINATION OF FAIR VALUES

A number of the Association's accounting policies and disclosures require the determination of fair value, for both financial and non-financial assets and liabilities. Fair values have been determined for measurement and/or disclosure purposes based on the following methods.

- Level 1: quoted prices (unadjusted) in active markets for identical assets or liabilities
- Level 2: inputs other than quoted prices included within Level 1 that are observable for the asset or liability, either directly or indirectly
- Level 3: unobservable inputs for the asset or liability

Where applicable, further information about the assumptions made in determining fair values is disclosed in the notes specific to that asset or liability.

#### (i) Investments in equity and debt securities

The fair value of financial assets at fair value through profit and loss is determined by reference to market price at the reporting date.

## NOTES TO THE FINANCIAL STATEMENTS

## NOTE 5. REVENUE

	2021 \$	2020 \$
Revenue from contracts with customers - AASB 15 Revenue from Contracts with Customers		
Affiliation fees	351,783	375,628
Entry fees	366,805	253,518
Academy fees	-	50,218
Sponsorship	65,458	61,593
Ticket sales	-	17,073
Car parking income	88,346	67,541
Event contributions	80,000	80,000
Other income	104,934	80,019
	1,057,326	985,590
Revenue recognised under AASB 1058 <i>Income of NFP entities</i>		
Tennis Australia funding	1,096,959	1,486,786
Government grants		
Healthway grant	150,000	150,000
DLGSCI grant	245,000	252,600
DLGSCI Capital STC infrastructure grant	-	67,632
Tourism Western Australia	-	45,000
Government COVID-19 support (Job Keeper & Cash Flow Boost)	712,600	396,500
Other	986	-
Insurance compensation	317,602	-
	2,523,147	2,398,518
Revenue from continuing operations	3,580,473	3,384,108

**Government grants**

The Association has been awarded government grants from the WA Department of Local Government, Sport and Cultural Industries (DLGSCI) and Healthway. The DLGSCI grants cover the Association's business plan funding, community engagement programmes, high performance funding, regional talent development programme and capital infrastructure work at the State Tennis Centre. The Healthway grant was provided to fund various programs mainly focused on participation and junior development programs.

The Association has also received Federal and State Government grants in the 2020/21 financial year as part of corona virus support measures.

## NOTE 6. OTHER EXPENSES

The Association has the following key expenses:

	2021 \$	2020 \$
Depreciation expense		
Leasehold improvements	157,836	151,444
Plant and equipment	25,176	45,755
Courts	31,174	18,140
Right-of-use assets	10,717	7,093
Repairs and maintenance expense	98,603	35,746
Employee benefits expense	1,815,121	1,750,620
Contributions to defined contribution superannuation funds	171,100	172,165

## NOTE 7. FINANCE INCOME AND FINANCE COSTS

	2021 \$	2020 \$
Interest income on bank deposits	8,615	21,010
Dividend income on financial assets at fair value through profit or loss	230,015	157,904
Net change in fair value of financial assets through profit or loss	439,460	-
Realised profit on disposal of financial assets at fair value through profit or loss	22,082	-
Finance income	700,172	178,914
Net change in fair value of financial assets through profit or loss	-	(113,970)
Realised loss on disposal of financial assets at fair value through profit or loss	-	(86,082)
Interest expense on lease liabilities	(1,320)	(815)
Finance cost	(1,320)	(200,867)
Net finance income	698,852	(21,953)

## NOTE 8. AUDITOR'S REMUNERATION

	2021 \$	2020 \$
<b>Audit services</b>		
Auditor's of the Association		
KPMG Australia: Audit of financial reports	3,772	15,750
Nexia Australia: Audit of financial reports	11,000	-
	14,772	15,750



## NOTES TO THE FINANCIAL STATEMENTS

### NOTE 9. CASH AND CASH EQUIVALENTS

	2021 \$	2020 \$
Bank balances	1,877,369	385,358
Cash on hand	550	400
Deposits at call	1,189,609	1,181,017
Cash and cash equivalents	3,067,528	1,566,775

Cash and cash equivalents comprise cash balances and call deposits. The call deposits are readily convertible into known amounts of cash and are held at amortised cost.

### NOTE 10. FINANCIAL ASSETS

	2021 \$	2020 \$
Managed and Listed investments designated at fair value through profit or loss	4,792,790	4,334,770
	4,792,790	4,334,770

### NOTE 11. TRADE RECEIVABLES AND OTHER ASSETS

	2021 \$	2020 \$
Trade receivables	116,731	6,428
Other receivables	248,883	244,860
Operating Lease	2,309	-
Prepayments	65,760	45,685
	433,683	296,973

### NOTE 12. INVENTORIES

	2021 \$	2020 \$
Inventory on hand	5,419	4,879
	5,419	4,879

### NOTE 13. PROPERTY, PLANT AND EQUIPMENT

	Leasehold Improvements	Plant and Equipment	Courts & Court Equipment	Total
<b>Cost</b>				
Balance at 1 July 2019	5,629,966	475,355	813,232	6,918,553
Additions	50,479	65,350	-	115,829
Disposals	-	(65,215)	-	(65,215)
Balance at 30 June 2020	5,680,445	475,490	813,232	6,969,167
Balance at 1 July 2020	5,680,445	475,490	813,232	6,969,167
Additions	-	-	-	-
Disposals	-	-	-	-
Reclassifications	60,233	(195,989)	135,756	-
Balance at 30 June 2021	5,740,678	279,501	948,988	6,969,167
<b>Accumulated Depreciation</b>				
Balance at 1 July 2019	(2,511,305)	(335,368)	(364,640)	(3,211,313)
Depreciation charge for the year	(151,444)	(45,755)	(18,140)	(215,339)
Disposals	-	61,187	-	61,187
Balance at 30 June 2020	(2,662,749)	(319,936)	(382,780)	(3,365,465)
Balance at 1 July 2020	(2,662,749)	(319,936)	(382,780)	(3,365,465)
Depreciation charge for the year	(157,836)	(25,176)	(31,174)	(214,186)
Reclassifications	(100,425)	136,750	(36,325)	-
Balance at 30 June 2021	(2,921,010)	(208,362)	(450,279)	(3,579,651)
<b>Carrying amounts</b>				
At 1 July 2019	3,118,661	139,987	448,592	3,707,240
At 30 June 2020	3,017,696	155,554	430,452	3,603,702
At 1 July 2020	3,017,696	155,554	430,452	3,603,702
At 30 June 2021	2,819,668	71,139	498,709	3,389,516

# NOTES TO THE FINANCIAL STATEMENTS

## NOTE 14. RIGHT-OF-USE ASSETS

(i) Amounts recognised within the statement of financial position

	Property	Equipment	Total
Balance at 1 July 2020	12,173	12,551	24,724
Additions to right-of-use assets	31,186	-	31,186
Depreciation charge for the year	(5,179)	(5,538)	(10,717)
Balance at 30 June 2021	38,180	7,013	45,193

The Association leases two properties and a photocopier. The two property leases run until 2023 for the Busselton Office and 2047 for the Burswood Park Tennis Centre. The printer lease operates until 2022 and has no extension options.

(ii) Amounts recognised within the statement of profit or loss and other comprehensive income

	Property	Equipment	Total
2021 - Leases under AASB 16	982	338	1,320
Interest on lease liabilities	982	338	1,320

## NOTE 15. TRADE AND OTHER PAYABLES

	2021 \$	2020 \$
Trade payables	42,277	6,257
Other payables and accrued expenses	264,182	116,905
	306,459	123,162

## NOTE 16. EMPLOYEE BENEFITS

	2021 \$	2020 \$
<b>Current</b>		
Provision for annual leave	95,099	131,894
Provision for long-service leave	128,716	103,823
	223,815	235,717
<b>Non-current</b>		
Provision for long-service leave	9,267	20,018
	9,267	20,018

## NOTE 17. DEFERRED INCOME

	2021 \$	2020 \$
<b>Current</b>		
Department of Local Government, Sport and Cultural Industries	600,000	-
Other	12,467	40,648
	612,467	40,648
<b>Non-current</b>		
Department of Local Government, Sport and Cultural Industries	2,500,000	2,500,000
	2,500,000	2,500,000

## NOTE 18. LEASE LIABILITIES

	2021 \$	2020 \$
<b>Current</b>		
Lease liabilities	12,155	8,352
	12,155	8,352
<b>Non-current</b>		
Lease liabilities	38,387	16,622
	38,387	16,622

## NOTE 19. CAPITAL AND GENERAL RESERVES

### Tennis Development Fund

This reserve was established with the purpose of development and enhancement of players in Western Australia.

### Asset Replacement Reserve

These are reserves set aside for the replacement and improvement of assets at the State Tennis Centre.

### Members Equity

The Association is incorporated under the Associations Incorporation Act 2015. In the event of the Association being wound up the liability of members is determined by its rules.

## NOTES TO THE FINANCIAL STATEMENTS

### NOTE 20. RECONCILIATION OF CASH FLOWS FROM OPERATING ACTIVITIES

Note	2021 \$	2020 \$
<b>Cash flows from operating activities</b>		
Surplus for the period	1,144,275	(3,640)
<i>Adjusted for:</i>		
Depreciation	224,903	222,432
Lease interest	1,320	815
Loss on disposal of assets	-	4,028
(Increase)/decrease in fair value of investment	(461,542)	200,052
<b>Operating surplus before changes in working capital and provisions</b>	908,956	423,687
(Increase)/decrease in trade and other receivables	(134,401)	6,522
(Increase) in inventories	(540)	(1,220)
Increase/(Decrease) in trade and other payables	183,297	(162,057)
(Decrease)/Increase in provisions and employee benefits	(22,653)	19,757
Increase/(Decrease) in deferred income	571,819	(66,499)
<b>Net cash from operating activities</b>	1,506,478	220,190

### NOTE 21. RELATED PARTY TRANSACTIONS

The Association being an Associate member of Tennis Australia (TA) receives shared services benefits from TA. These benefits include accounting, legal, human resources and information technology resources. These services are provided for nil consideration.

**The names of each person holding the position of officer of the Association during the financial year were:**

Pamela Creswell, Anthony Cunningham, Gwyn Dolpin (appointed November 2020), Kirstie Davis (resigned October 2020), Kate McNamara, Ian Meares (resigned October 2020), Colin Napier (appointed October 2020), Jo Quinn (appointed February 2021), Brett Patten (resigned March 2021), Jan Truscott, Rod Van.

Directors of the Association are acting on an honorary basis.

	2021 \$	2020 \$
<b>Key management personnel compensation (in AUD)</b>		
Short-term employee benefits	466,939	490,540
Post employment benefits	38,590	47,745
Total compensation	505,529	538,285

### NOTE 22. CONTINGENT LIABILITIES

The Association had no contingent liabilities as at 30 June 2021.

### NOTE 23. ECONOMIC DEPENDENCE

The Association receives grant funding from Tennis Australia Limited, the DLGSCI and Healthway, that forms an integral part of the funding required for the Association to achieve its short and long term objectives.

It is the view of the Board that the Association would still be able to continue meeting the above objectives regardless of this funding being received in the future, albeit to a lesser extent.

### NOTE 24. SUBSEQUENT EVENTS

In the interval between the end of the financial year and the date of this report there have been no events, items or transactions of material or unusual nature likely, in the opinion of the directors of the Association, to significantly affect the operations of the Association, the results of those operations, or the state of the affairs of the Association in future financial years.

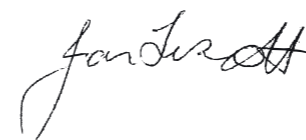
## STATEMENT BY THE DIRECTORS

In the opinion of the directors of W.A. Tennis Association Incorporated ('the Association'):

- (a) the Association is not publicly accountable;
- (b) the financial statements and notes set out on pages 39-50, are in accordance with the Associations Incorporation Act 2015, including:
  - (i) presents fairly, in all material respects, of the Association's financial position as at 30 June 2021 and of their performance, for the financial year ended on that date; and
  - (ii) complying with Australian Accounting Standards - Reduced Disclosure Requirements and the Associations Incorporation Act 2015;
- (c) there are reasonable grounds to believe that the Association will be able to pay its debts as and when they become due and payable.

Dated at Perth on the 12th day of October 2021.

Signed in accordance with a resolution of the directors:



**J. Truscott**

President



**R. Van**

Director

## Independent Auditor's Report to the Members of W.A. Tennis Association Incorporated

### Report on the Audit of the Financial Report

#### Opinion

We have audited the financial report of W.A. Tennis Association Incorporated (the Association), which comprises the statement of financial position as at 30 June 2021, the statement of profit or loss and other comprehensive income, statement of changes in equity and statement of cash flows for the year then ended, and notes to the financial statements, including a summary of significant accounting policies, and the directors' declaration.

In our opinion, the accompanying financial report of the Association is in accordance with the Associations Incorporation Act 2015, including:

- i) giving a true and fair view of the Association's financial position as at 30 June 2021 and of its financial performance for the year then ended; and
- ii) complying with Australian Accounting Standards and the Associations Incorporation Act 2015.

#### Basis for opinion

We conducted our audit in accordance with Australian Auditing Standards. Our responsibilities under those standards are further described in the 'auditor's responsibilities for the audit of the financial report' section of our report. We are independent of the Association in accordance with the ethical requirements of the Accounting Professional & Ethical Standards Board's APES 110 *Code of Ethics for Professional Accountants (including Independence Standards)* (the Code) that are relevant to our audit of the financial report in Australia. We have also fulfilled our other ethical responsibilities in accordance with the Code.

We believe that the audit evidence we have obtained is sufficient and appropriate to provide a basis for our opinion.

#### Other information

The directors' are responsible for the other information. The other information comprises the information in W.A. Tennis Association Incorporated's annual report for the year ended 30 June 2021 but does not include the financial report and the auditor's report thereon. Our opinion on the financial report does not cover the other information and we do not express any form of assurance conclusion thereon. In connection with our audit of the financial report, our responsibility is to read the other information and, in doing so, consider whether the other information is materially inconsistent with the financial report or our knowledge obtained in the audit or otherwise appears to be materially misstated.

If, based on the work we have performed, we conclude that there is a material misstatement of the other information we are required to report that fact. We have nothing to report in this regard.

#### Directors' responsibility for the financial report

The directors' of the Association are responsible for the preparation of the financial report that gives a true and fair view in accordance with Australian Accounting Standards – Reduced Disclosure Requirements and the Associations Incorporation Act 2015 and for such internal control as the directors' determine is necessary to enable the preparation of the financial report that gives a true and fair view and is free from material misstatement, whether due to fraud or error.

In preparing the financial report, the directors' are responsible for assessing the Association's ability to continue as a going concern, disclosing, as applicable, matters related to going concern and using the going concern basis of accounting unless the directors' either intend to liquidate the Association or to cease operations, or have no realistic alternative but to do so.

#### Auditor's responsibility for the audit of the financial report

Our objectives are to obtain reasonable assurance about whether the financial report as a whole is free from material misstatement, whether due to fraud or error, and to issue an auditor's report that includes our opinion. Reasonable assurance is a high level of assurance but is not a guarantee that an audit conducted in accordance with the Australian Auditing Standards will always detect a material misstatement when it exists. Misstatements can arise from fraud or error and are considered material if, individually or in the aggregate, they could reasonably be expected to influence the economic decisions of users taken on the basis of this financial report.

A further description of our responsibilities for the audit of the financial report is located at the Australian Auditing and Assurance Standards Board website at:

[https://www.auasb.gov.au/auditors\\_responsibilities/ar4.pdf](https://www.auasb.gov.au/auditors_responsibilities/ar4.pdf).

This description forms part of our auditor's report.




**Nexia Perth Audit Services Pty Ltd**



**Muranda Janse Van Nieuwenhuizen**  
Director

Perth, Western Australia  
12 October 2021



### **Tennis West**

State Tennis Centre  
282 Victoria Park Drive  
Burswood, WA 6100

PO Box 116  
Burswood WA 6100

 (08) 6462 8300

 [wainfo@tennis.com.au](mailto:wainfo@tennis.com.au)

 TennisWA

 Tennis\_WA

 TennisWest

[tennis.com.au/wa](https://tennis.com.au/wa)